


250W Infra-red Sensor Switch




Specification:

Wattage: Maximum of 250W ■ ■
Use With: 12V ■ or 24V ■ or 240V fittings
Cable Length: 2m
Detection Range: 5 -10cm
Cut Out: 13mm

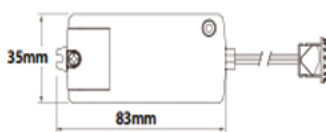


Function:

The sensor should be recessed into the side panel of a kitchen cabinet. A hand swipe will switch all connected lighting on/off.



Dimensions (mm)



Subject to technical changes

sensio[®]
furniture lighting solutions

Key Selling Points:

- Maximum detection range: 5-10cm, to ensure the sensor is not activated when not required. Swipe hand past the sensor to activate lights.
- Can be used with; 12V, 24V or 240V fittings.
- Suitable to use with the majority of Sensio fittings.
- The motion sensor detects body heat motion and automatically switches the lights on or off.
- High wattage of 250W means the sensor will run a large number fittings.
- Rated input voltage: AC100-240V.
- Discreet fitting, sits almost flush to the furniture with a cut-out of only 13mm required.