



AVENTOS HK

The new system for stay lifts

Perfecting motion  **blum**®

Experience new levels in comfort of motion



Quality that inspires

With AVENTOS HK, your customers now have access to stay lifts that are easy to operate.

Exact use of technology ensures easy opening, a variable stop and effortless closing action thanks to BLUMOTION.



Contents

Perfect motion	2-5
Elegant design	6-7
Easy assembly	8-9
Many advantages	10-11
Order specifications and installation dimensions	12-13
AVENTOS lift system family	14
The Blum brand	15

**Silent and effortless –
the path to perfect motion**



New, easy opening

Stay lifts with AVENTOS HK open and close in a smooth motion with hardly any effort at all. The variable stop makes sure that the front remains in the desired position and the handle is always within easy reach.



Silent and effortless closing action thanks to BLUMOTION

Fronts close silently and effortlessly even under heavy weight and when closed with force. The integrated BLUMOTION technology in AVENTOS HK provides a level of comfort that your customers will really appreciate.



BLUMOTION comfort:

- ▶▶ Flaps that fold downward ...
- ▶ ... are brought to a gentle halt ...
- ◻ ... and close silently and effortlessly.



Elegant design





Technology with style

AVENTOS HK stands for timeless elegance and proven technology. High-quality cover caps also ensure a sleek, modern and harmonious appearance on the inside of the cabinet.

**Assembly and adjustment:
Simple, quick and easy**



Fast assembly.

AVENTOS HK is equipped with proven CLIP technology. This enables wall cabinet flaps to be installed and removed in a matter of seconds.

Cabinet assembly requires only a few work steps:



Lift mechanism assembly: The symmetrical design enables it to be used on both the left and the right.

Attachment of symmetrical front fixing brackets to the front.

Tool-free front assembly using CLIP technology.

Easy and precise setting

The AVENTOS HK frontal can be adjusted in 3 dimensions. The result is that a perfect gap alignment can be achieved onsite - leaving your customer perfectly satisfied. The power calibration feature of AVENTOS HF is used to make the fine adjustment to the opening and closing power. Adjustment is easy and enables the power to be matched perfectly to the weight of the frontal.



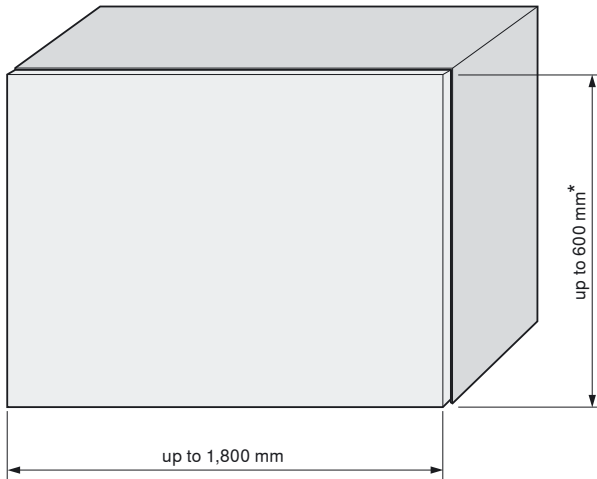
Exact front adjustment using a 3-dimensional spiral screw setting.

Infinitely variable adjustment on the power setting means that the strength of lift can be matched to each frontal weight for perfect balance.

Many advantages

Small programme, wide range of applications

Although the programme only consists of a few parts, AVENTOS HK covers all common flap widths and heights. This enables the lift mechanism to be used on the left or right. The small product line simplifies ordering, commissioning and warehousing.



Complete range of application
is covered
with 4 lift mechanisms

* For ergonomic reasons, we recommend a maximum cabinet height of 600 mm. Higher flaps can be used, but a suitable power factor would be required.



AVENTOS HK offers numerous design options with different wooden fronts and alu frames.

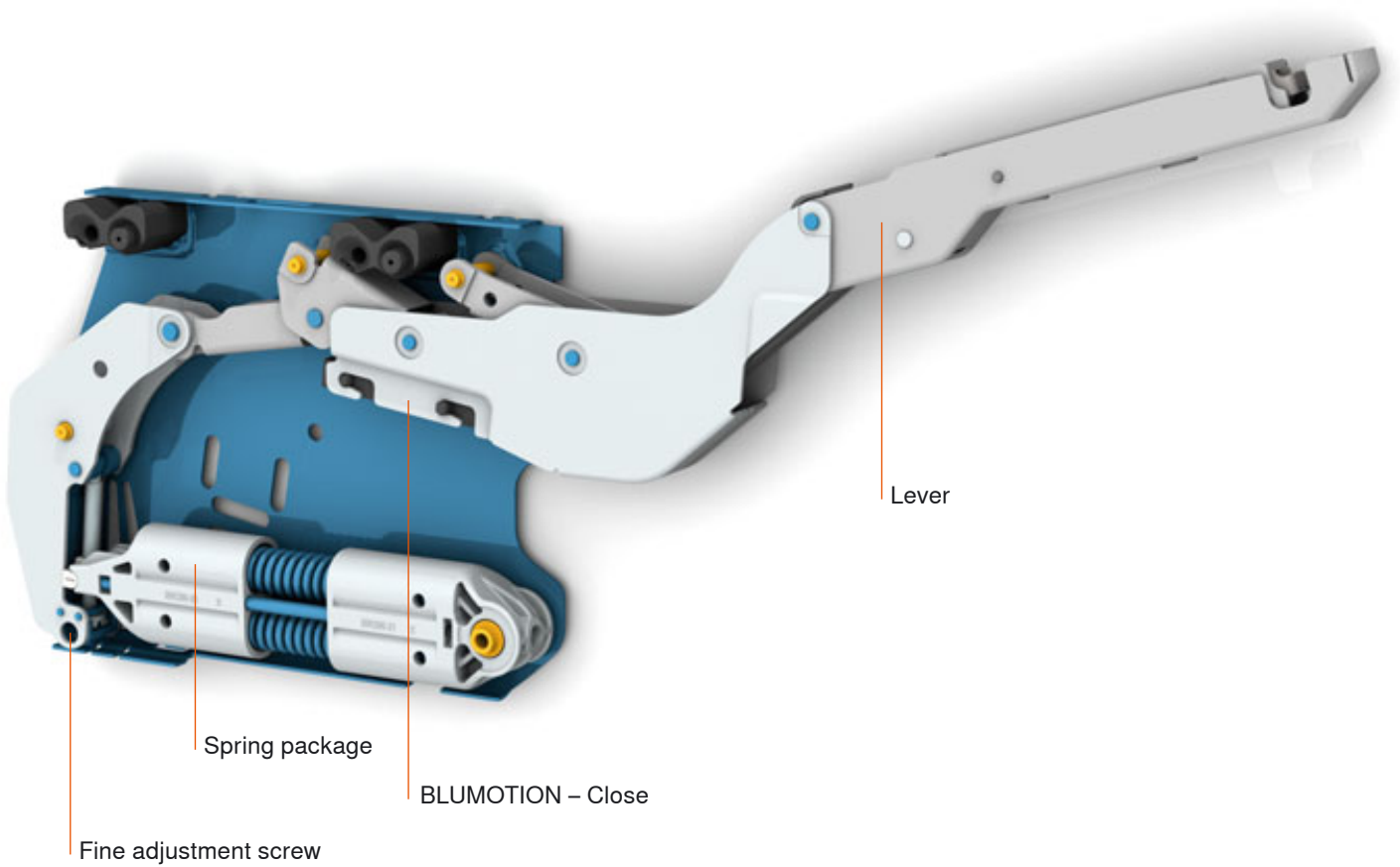
No protruding parts

The lever is closed during transport. This ensures that no parts protrude from the cabinet front edge. The result is safer, more convenient transport - both within and out of the factory.



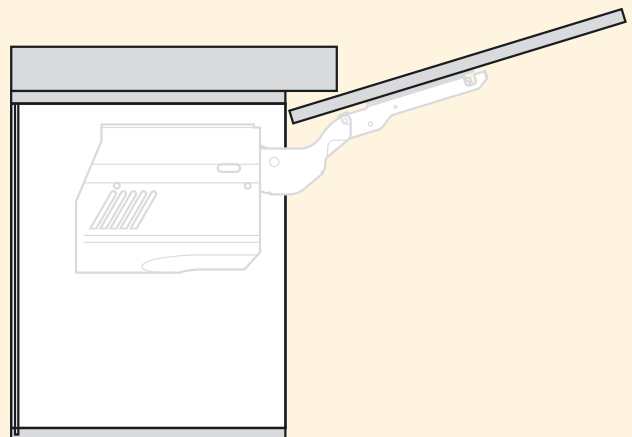
Quality – for the lifetime of the furniture

With AVENTOS HK, your customers can feel and experience the high quality that Blum demands every time the stay lift is opened and closed. The core of this hardware solution is the lift mechanism with BLUMOTION and a robust spring package for high durability.



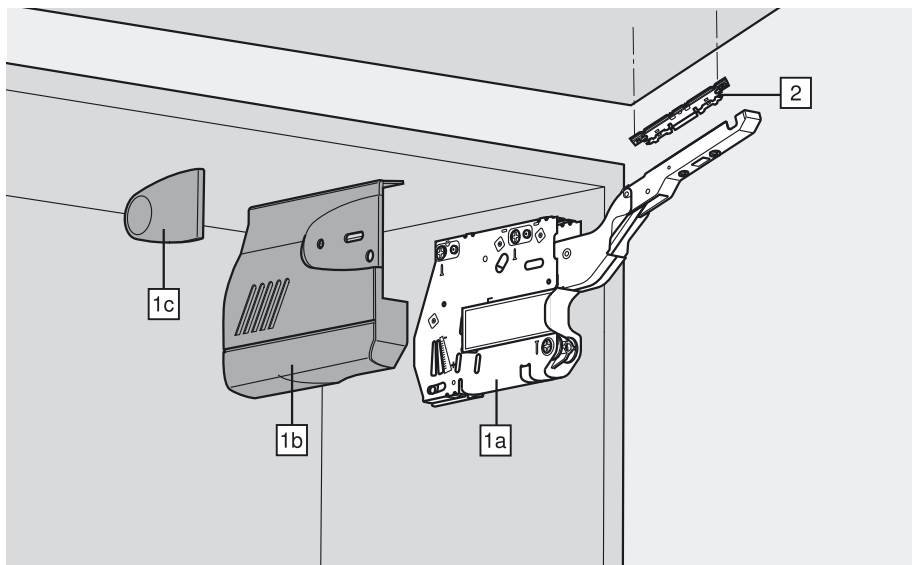
Design freedom.

When developing AVENTOS HK, we also took into account cabinets with cornices and other protruding elements. By doing so we have ensured that there are no restrictions to your designs.



AVENTOS HK

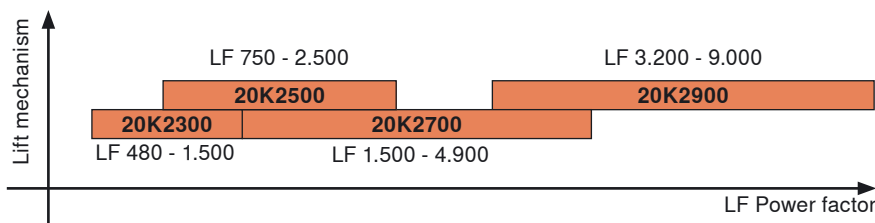
Order specification



Using the power factor range, you can calculate the type and quantity of lift mechanisms.

The power factor required depends on the weight of the front (incl. double the handle weight) and cabinet height.

The power factor and the front weight can be increased by 50% when a third lift mechanism is used.



A trial application is recommended when you are in a borderline area of the individual lift mechanism.

This is how it's done: Power factor = cabinet height [mm] x front weight (including double the handle weight) Kg

1a Lift mechanism symmetrical			
	Power factor	Opening Angle	Part No.
	480 - 1.500	107°	20K2300
	750 - 2.500	107°	20K2500
	1.500 - 4.900	107°	20K2700
	3.200 - 9.000	100°	20K2900

Maximum front weight 18kg with two lift mechanism.

Set consists of:

- 1a 2x symmetrical lift mechanisms
- 1b 2x cover plates
- 1c 2x cover caps
- 8x screws Ø 4 x 35 mm

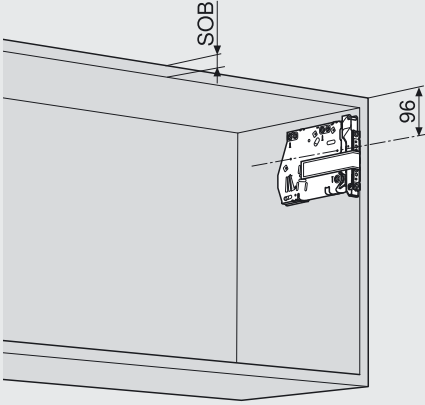
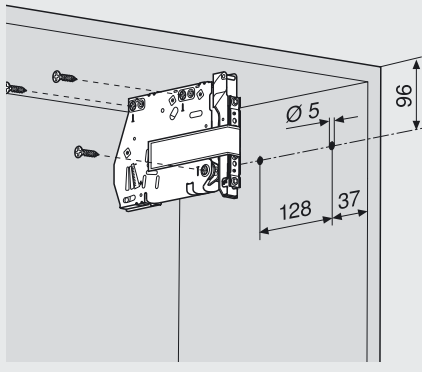
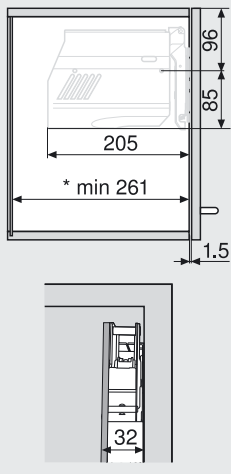

2 Symmetrical front fixing brackets		
		Part No.
	nickel plated	
	Wooden fronts	20S4200
	Narrow alu frames	20S4200A

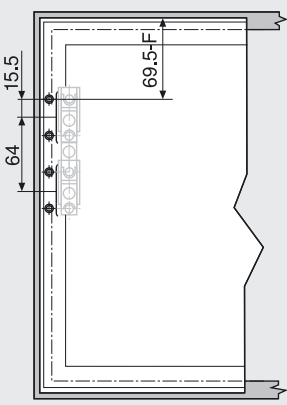
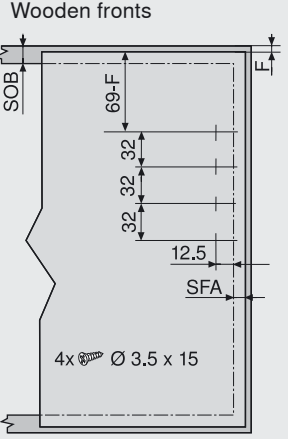
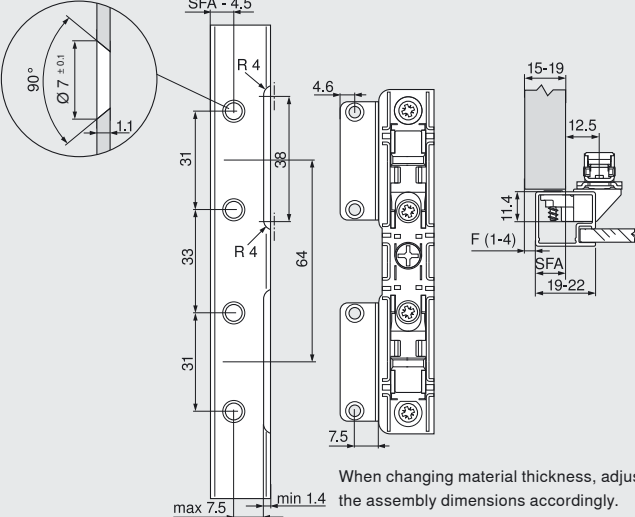
Opening angle stop		
		Part No.
	Nylon	
	100°	20S4200
	75°	20S4200A

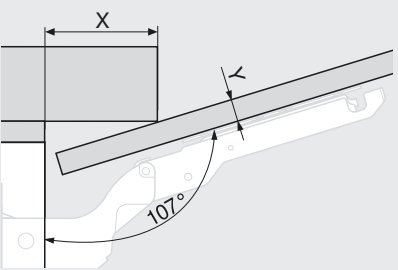
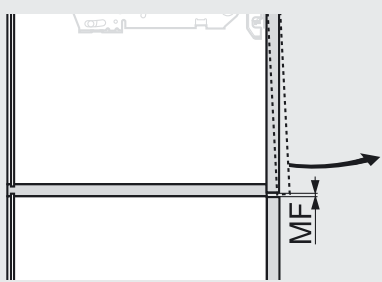
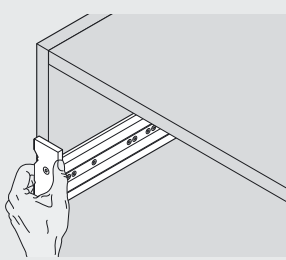
Note!

For wide cabinets a third lift mechanism is recommended. The reason for this is the front deflection at open position.

Installation dimensions

Height position	Peg positions	Space requirement
		
SOB max. 26 mm	3x  Ø 4 x 35 mm	* min. 261 with visible wall hanging bracket

Front assembly	Planning narrow alu frames
<div style="display: flex; justify-content: space-around;"> <div> <p>Narrow alu frames</p>  </div> <div> <p>Wooden fronts</p>  </div> </div> <p>SOB Top panel thickness F Gap SFA Lateral front overlay</p>	<p>Planning narrow alu frames</p>  <p>When changing material thickness, adjust the assembly dimensions accordingly.</p>

Cornice clearance	Min. Gap	Cabinet assembly										
												
<table border="1"> <tr> <td>Y mm</td> <td>16</td> <td>19</td> <td>22</td> <td>26</td> </tr> <tr> <td>X mm</td> <td>70</td> <td>59</td> <td>49</td> <td>35</td> </tr> </table>	Y mm	16	19	22	26	X mm	70	59	49	35	MF Minimum gap for opening (2 mm)	Drilling jig
Y mm	16	19	22	26								
X mm	70	59	49	35								
		Part No. 65.5020										

AVENTOS – the Blum product family for lift system applications



AVENTOS HF for bi-fold lift systems

The two frontals fold in the middle when opening. This ensures easy access to the handle in any position for high wall cabinets.

AVENTOS HK for stay lifts

Suitable for high cabinet applications, over the refrigerator or in the wall cabinet.

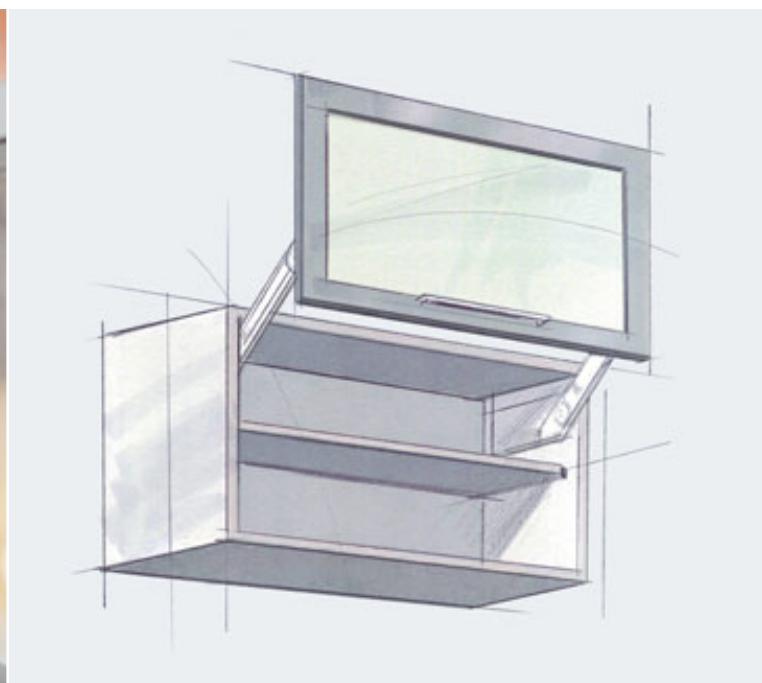


AVENTOS HS for up & over lift systems

The front swings gently over the cabinet and makes storage space easily accessible. The space requirement over the cabinet is reduced to a minimum.

AVENTOS HL for lifting flaps

The front is lifted vertically. This makes this lift system an optimal solution for high wall cabinets and appliance housings.



Perfecting motion

Reliable, safe, competent

Blum the reliable and competent partner for you: With the right products, useful services and knowledgeable people.

The desires and needs of our customers are the paramount driving force for our business.

By engaging in dialogue together we discover new opportunities to perfect motion.

In this way, we can optimise and upgrade our products and services for our customers around the globe – thus benefiting everyone: Furniture manufacturers, furniture salespersons, furniture installers and furniture buyers.

Our decades-old philosophy is to provide real global advantages to each of our customers (throughout the supply chain).



Blum innovations have become milestones in furniture hardware manufacturing. Helping you to provide high quality furniture and inspiration to furniture users: through a partnership of design and function.



Our goal is to make opening and closing furniture an emotional experience. "Perfecting motion" is our motto. It incorporates everything that is the best about the Blum brand.

Blum U.K. Ltd.
Mandeville Drive
Kingston, Milton Keynes
GB-Buckinghamshire MK10 0AW
Tel.: 019 08 285700
Fax: 019 08 285701
E-mail: info.uk@blum.com

Julius Blum GmbH
Furniture Fittings Mfg.
6973 Höchst, Austria
Tel.: +43 5578 705-0
Fax: +43 5578 705-44
E-mail: info@blum.com
www.blum.com



 **blum**®