




board.doors.fittings for furniture



Samples & Marketing Page 12

Blum Page 32

Handles Page 108

Lighting Page 130

Storage Solutions Page 176

Flat Packs Page 192

Worktops Page 198

Sinks & Taps Page 242

Accessories Page 272

Avanti Page 300

Aspire Page 352

Aspects Page 384

Glide Page 396

Board & Accessories Page 402

make it *happen*

PRE-ASSEMBLED MADE-TO-MEASURE
DRAWERS




Save Time, Money, Space and Enjoy Piece of Mind.
Use our online drawer builder to create pre-assembled & bespoke solutions.

Why Use the Online Drawer Builder?

Our drawer builder lets you quickly & easily order bespoke, pre-built drawers which can be delivered to you on-site & ready for you to install.

- Choose Legrabox or Antaro
- Choose Your Finish
- Blumotion or Tip-On Technology
- Standard or Internal Drawers
- Choose Your Drawer Height
- Choose Drawer Width & Depth
- Drawers Arrive Pre-Assembled
- Blum Lifetime Guarantee

Visit www.hpponline.co.uk/blum-drawer-builder to try it today 



Ordering with couldn't be easier!

Orders can be placed using any of the following methods:



Online : www.hpponline.co.uk
(account holders only)



Email: info@hpponline.co.uk



Phone: **0161 620 5656**



Visit our Trade Counters

Printable order forms are available to download from:
www.hpponline.co.uk/downloads

Order by 3pm for next day delivery on all stock items.

Trade Counters

We welcome the opportunity to meet our customers, so why not come and visit one of our trade counters where dedicated trained staff are always on hand to help with any queries you may have.

Although not as comprehensive as our Oldham trade counter our Sheffield branch still offers product samples and the same level of customer support.

How To Open An Account

You can apply for an account with us online by using the form at www.hpponline.co.uk/accountrequest.

Alternatively you can simply download and fill in the application form from www.hpponline.co.uk/downloads and send it back to us by fax, post or e-mail.

How To Pay

If you do not have a credit account with us, we will require payment before any goods are dispatched. We accept all major forms of credit & debit cards, cheques and cash.

Delivery

The majority of orders can be delivered next day either on our own fleet of vehicles or by carrier. Alternatively goods can be collected from either of our trade counters.

Please note that manufactured door and cut to specification orders will be subject to lead times. You will be advised of the delivery date when you place your order.

Oldham Trade Counter

Hill's Panel Products Ltd, Scottfield Road, Oldham OL8 1LA

Sheffield Trade Counter

Hill's Panel Products Ltd, Crown Works, Rotherham Rd, Beighton, Sheffield S20 1AH

About

HPP was formed in 1991 with the sole aim of supplying components to the furniture industry.

At HPP we exist to service the fitted furniture industry, creating innovative and inspirational solutions to help our customers thrive in a dynamic market.

Formed in 1991 we have over 30 years experience of doing exactly that. Over the years the company and product range have expanded to cover a huge range of full and processed sheet material, vinyl wrapped furniture doors and furniture fittings, delivering to much of the UK. We now have more than 250,000 sq. ft. of warehousing and production space across two sites; our headquarters in Oldham and a satellite unit in Sheffield.

The quality of every HPP-manufactured product is vitally important and goes beyond simply the raw materials that make up the finished item. Continual investment ensures our production processes use the latest technology to increase efficiency as well as enhancing the quality of the finished products. Coupled with our integrated IT system this guarantees a smooth and effective work flow from orders being placed to being delivered to site.



Next day delivery
across most of the UK!

Order by 3pm for next day delivery on all stock items.



Contact:

HPP Oldham & Head Office
Hill's Panel Products Ltd,
Scottfield Road,
Oldham. OL8 1LA

HPP Sheffield
Hill's Panel Products Ltd,
Crown Works, Rotherham Rd,
Beighton, Sheffield S20 1AH

National Sales Line: 0161 620 5656

Email: info@hpponline.co.uk

Web: www.hpponline.co.uk

Open: Monday - Friday, 8:30am - 5pm

Area Sales Managers

Our network of Area Sales Managers covers the whole of the UK. Highly trained and with a wealth of experience they are available to help in any way that they can. You can find out who your area manager is by using the colour coded map.



**Carrie
Essex**

07860 439 216

carrie.essex@hpponline.co.uk



**Chris
Essex**

07900 932 870

chris.essex@hpponline.co.uk



**Shankar
Das**

07973 523 539

shankar.das@hpponline.co.uk



**Shaun
Nolan**

07764 408 249

shaun.nolan@hpponline.co.uk



**Stephen
Bayes**

07885 467 313

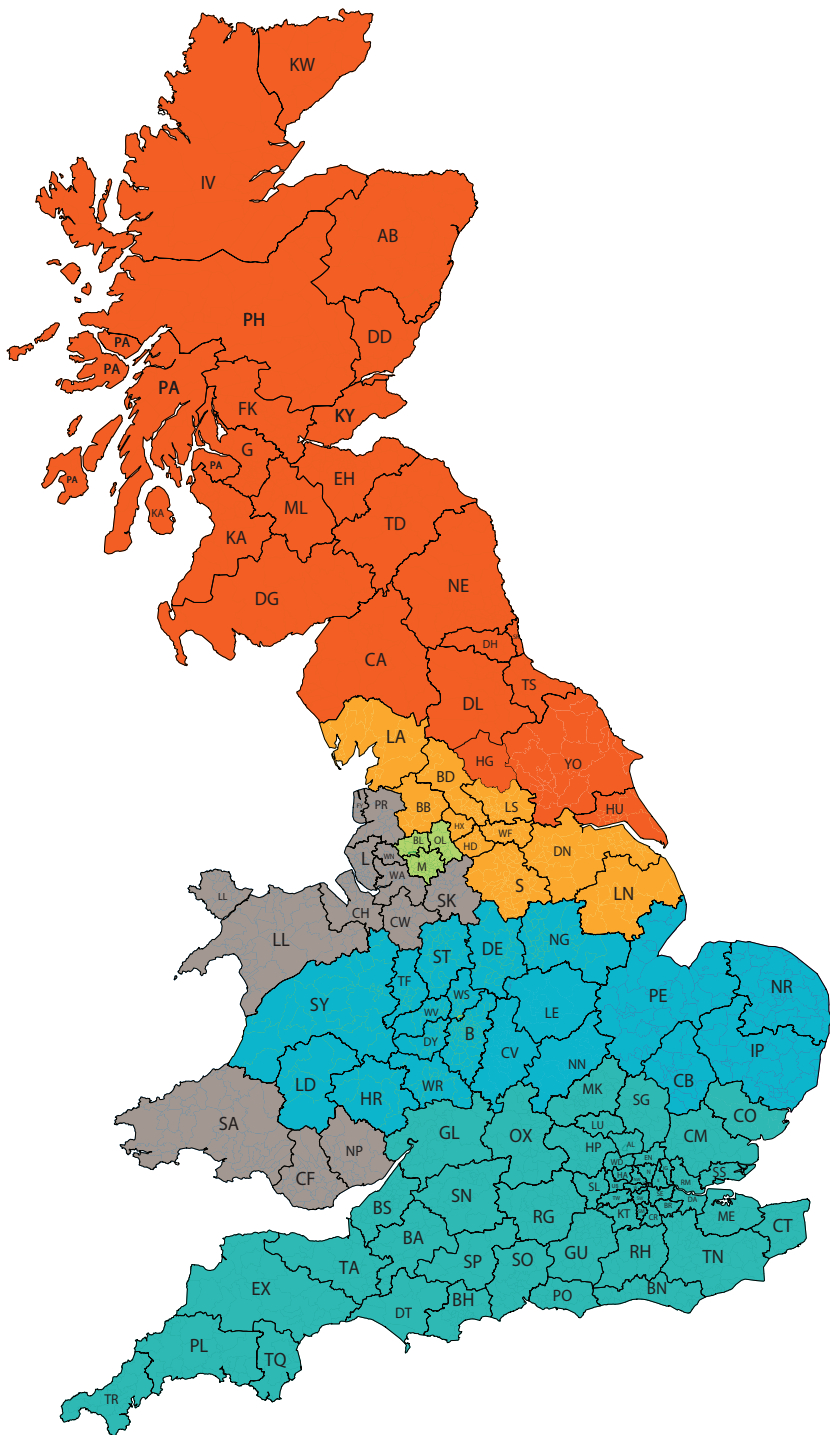
stephen.bayes@hpponline.co.uk



**Stephen
Taggart**

07766 523 938

stephen.taggart@hpponline.co.uk



The HPP online account dashboard - your gateway to board, doors & fittings

Welcome to your Account Dashboard. The HPP Online Account Dashboard is the best place to find what you need on the HPP website. You can navigate to all the main sections of the site from here, including ordering your doors, quickly and easily.

1 Contact Details

Your details along with contact details for your Area Sales Manager.

2 Outstanding Orders & History

View your order history and the status of outstanding orders.

3 View Account Statement

View your account statement anytime. You can download it as a PDF as well as viewing the individual invoices.

4 Pay Invoices

View & pay your outstanding invoices.

5 Invoice History

View and download your historical invoices.

6 Quotes

View and restore quotes you have saved previously. You can save as many quotes as you like and come back to edit them as necessary.

7 Order Stock Products

Browse & order our entire range of off the shelf products. Many products include enhanced information such as technical specs, videos and details of associated items.

8 Quick Shop

Use quick shop to order items quickly and efficiently by simply typing in the items 5 digit code and the quantity you require.

9 Favourite Products

Add products to your favourites list so you can access them quickly and easily whenever you log in.

10 Product Guides & Price Lists

Quick reference & printer friendly price guides for all the key areas of our product range.

11 Image Download Centre

Download our images to use in your own projects.

12 Product Changes

Keep up to date with what's coming in and going out of our product range.

13 Change Your Password

Change your login password here.

14 Account Settings

Personalise the settings of your account such as default hinge hole drilling positions & enabling the quick submit feature.

15 View Account Activity

Monitor the latest activity relating to your online account.

16 Your Opening Times

To assist with our schedules you can tell us when you are open and closed to receive deliveries.

17 Order Bespoke Products

Order cut to specification board, pre-assembled drawers, made-to-measure doors and accessories from all of our ranges. Every item is fully customisable with all the options you would expect.

18 Glide Quotation Tool

Generate visual quotations for Glide doors, this tool is unbranded and also features pricing configuration options allowing you to use it with potential clients. Quotes can easily be saved for later or printed.

19 Aspire Door Visualiser

Produce an image of any style / colour combination from the Aspire range. Options for both bedroom & kitchen doors are available. The tool is unbranded and images can be easily saved for further use.

20 Egger Inspiration Centre

The Egger Inspiration Centre features a host of digital tools for you and your clients to use.

21 Sample Services

Order samples from our worktop, MFC and door ranges.


22 A Unique Choice Resources

Order A Unique Choice resources such as copies of the latest brochures and custom labels featuring your details.

Existing HPP account holders can register for an online account by visiting www.hpponline.co.uk/getonline

My Account - Welcome Customer

My Orders & Payments



Information & Resources



My Account & Settings



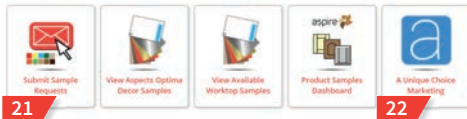
Order Doors, Accessories, Vinyl Worktops & Cut To Spec Board



Quotation & Visualisation Tools



Product Samples & Marketing Materials



Downloadable and printable personalised price guides are available for all of our products ranges. Try them out at hpbonline.co.uk/guides



Our website is optimised for use on tablets and mobile phones so you can easily access all the information you need wherever you are.

hpbonline.co.uk



Place your order online for off the shelf products and you can choose to collect it the same day from either our Oldham or Sheffield branches.

Why Choose

Products

As a leading supplier to the fitted furniture industry for over 30 years we have built up a wealth of experience in the industry as well as excellent relationships with many of the sector's leading suppliers. This means that we understand what you need to be successful as a customer of ours and also creates a robust and reliable supply chain that ensures we always have the most important products in the market as well as early access to all the latest innovations and emerging trends. All of which guarantees that as a customer of HPP you will always be able to source the products and services you need to help build your business.



In addition to our stocked products we have also developed several of our own brands which are exclusive to HPP and our customers.



Services

In addition to our unrivalled range of products we also offer many bespoke services to offer even more flexibility, these include.

- Cut to specification MFC
- Edging service covering all the major edge banding programmes
- Comprehensive drilling and grooving service
- Doors made-to-measure at no extra cost
- Custom hinge hole drilling
- Door glazing service

People

At the heart of every business should be its people, this is one area where we excel. Customers benefit from the continuity of highly trained and experienced staff. Continuous investment and training ensures our workforce is always motivated to provide the highest levels of service.

We strive to build long term relationships with every one of our customers, this ambition coupled with the unique one stop shop product offering and dedication to continuous improvement make us the ideal partner for your growing business.

All of which is backed up by our commitment to offer the best customer service in the industry.



Samples & Marketing Page **12**

Blum Page **32**

Handles Page **108**

Lighting Page **130**

Storage Solutions Page **176**

Flat Packs Page **192**

Worktops Page **198**

Sinks & Taps Page **242**

Accessories Page **272**

Avanti Page **300**

Aspire Page **352**

Aspects Page **384**

Glide Page **396**

Board & Accessories Page **402**





Samples & Marketing Material

A Unique Choice	14	Worktop Samples	27
Door Samples	16	Handle Samples	30
Board Samples	22		



a unique choice

A Unique Choice is the consumer-facing brand for all HPP products. As we are a trade-only company, using A Unique Choice allows us to separate what we do from what our customers do. Some items in the A Unique Choice range make a brief mention to HPP to give transparency to consumers about where A Unique Choice products come from and give them confidence that choosing A Unique Choice products means they can be sure that they are selecting quality products from a business with over 30 years' experience of supplying to the fitted furniture trade. To further reinforce your customers confidence we offer a 6 Year Guarantee on all of the products featured in the A Unique Choice ranges, all of which we feel helps to create a very strong proposition for you during the selling process.

- 6 Year Guarantee on all A Unique Choice products
- Comprehensive Kitchen & Bedroom brochures
- A brand you can use as your own
- Desktop, tablet & mobile friendly website
- Marketing materials



A Unique Choice Brochures

The cornerstone of the A Unique Choice brand is the Kitchen & Bedroom brochures. They feature a large amount of high quality room set images and all the latest information for all of our door ranges, as well as details of a select range of other products that we feel your customers would like to see and make choices about. HPP account holders with an online account can request copies by visiting www.hpponline.co.uk/a-unique-choice; personalised labels to stick on the back of your copies can also be ordered from here.

- Separate dedicated 200+ page Kitchen & Bedroom brochures
- Custom label service
- Unique and exclusive room set images
- Covers further product ranges such as handles & lighting options

A Unique Choice Handle and Egger Worktop Collection Brochure

Furniture handle and Egger worktop collection brochure, to accompany the 'A Unique Choice' Kitchen and Bedroom brochures. This brochure features HPP's complete handle range and the Egger Worktop Collection, allowing you to showcase them to consumers. HPP account holders with an online account can request copies by visiting www.hpponline.co.uk/a-unique-choice; personalised labels to stick on the back of your copies can also be ordered from here.



A Unique Choice Planner Pad

- Features 50 x A3 sheets
- Each sheet includes a large planner area
- Area for client details
- Handy checklists so you don't forget any crucial details

Code

56942

A Unique Choice



A Unique Choice Sample Bags

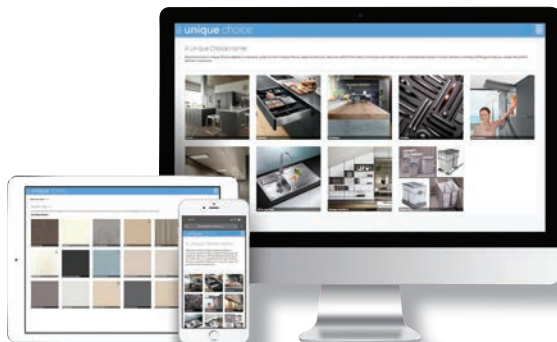
- The Small bag can accommodate up to 10 door samples of size up to 350 x 280mm
- The Large bag can accommodate up to 5 door samples of size up to 570 x 396mm

Code	Type:
55769	Small
86194	Large

A Unique Choice Website

The A Unique Choice website can be found at www.auniquechoice.co.uk. It is easy to use, mobile friendly and is unbranded as HPP. This allows you to use it as your own to demonstrate different products and options available from the HPP range.

- Interactive features
- High resolution images
- Features all of our doors and many other products
- Constantly updated with new additions to the range



A Unique Choice Images


HPP account holders can download most of the images used in the A Unique Choice brochure by visiting our dedicated Image Download Centre which can be found on the My Account dashboard.

- Unique and exclusive images available only to HPP trade account holders
- Ideal for use on your own website or other marketing activities
- Updated with all the latest additions to our ranges

Aspects Optima Sample Box

Boxed set which includes 280 x 105mm samples from the Aspects Optima range.

Code
03067



Aspects Acrylic Door Sample Box

Boxed set which includes 280 x 105mm samples of each colour from the Aspects Acrylic range.

Code
15681





Aspire Trade Guide

A trade guide for our Aspire Vinyl Wrapped doors range which includes:

- Extended range information
- MFC Matches
- Moulding and Component availability
- Technical tips
- The guide can also be downloaded as a PDF from www.hpponline.co.uk/cat/2304

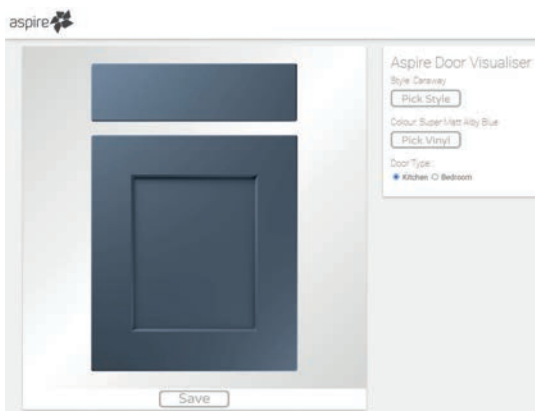
Code

99182

Aspire Visualiser

Logged in online account holders can use our Aspire Visualiser to create images of our Aspire doors. This can be accessed from the My Account dashboard or can be found at www.hpponline.co.uk/aspire-visualiser.

- Create an image of any style / colour combination
- Easily switch between kitchen and bedroom doors
- Save images to send to clients or include on quotes
- Option to embed in your own website



Aspire Sample Service

Our Aspire sample service allows logged in users to order individual door and vinyl samples.

- Door samples cover every colour & style currently available
- A4 samples of every vinyl décor
- Same day collection or next day nationwide delivery
- Available from the online My Account Dashboard

Door Samples




Aspire Sample Set

A comprehensive set of 320 x 280mm door samples including 30 of the most popular styles and colours currently available in the Aspire range.

Code

44071



Aspire Glass Sample Set

A selection of samples of glass types available in the Aspire range.

Code

05902



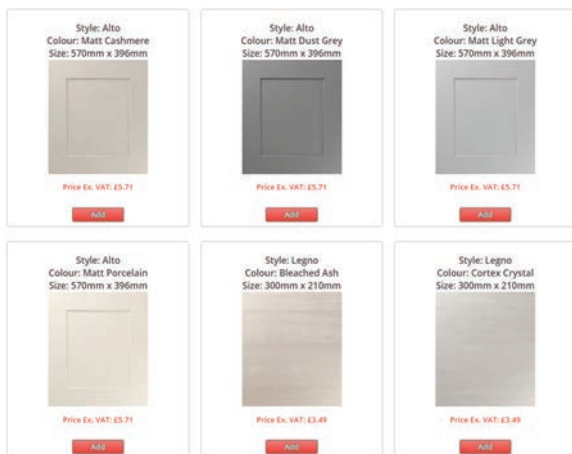
Aspire Vinyl Sample Swatch

A vinyl swatch containing a sample of each of the colours available in the Aspire range.

Code

64567

Door Samples



Avanti Sample Service

Our Avanti sample service allows logged in users to order individual sample doors from the Avanti collection.

- Door samples cover every colour & style currently available
- Same day collection or next day nationwide delivery
- Available from the online My Account Dashboard

Avanti Alto Sample Set

Includes a 570 x 396mm sample of each of the doors in the Alto range.

Code
75611



Avanti Legno Sample Set

Includes a 300 x 210mm sample of each door in the Legno range.

Code
45504

Avanti Opus Sample Set

Includes a 300 x 210mm sample of each door in the Opus range.

Code
71396



Avanti Quadro Sample Set

Includes a 570 x 396mm sample of each of the doors in the Quadro range.

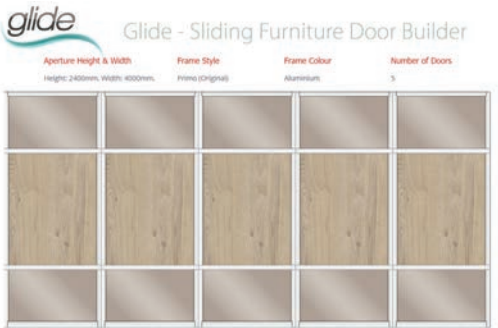
Code
96459



Glide Quotation Tool

Logged in online account holders can use our Glide Quotation tool to create images of different door configurations and client quotations. This can be accessed from the My Account dashboard or can be found at www.hpponline.co.uk/glidequote.

- Create an image of any configuration
- Configure pricing options, including showing no price or include a fixed % mark-up
- Easily save as PDFs to send to clients or include on quotes



Door Samples



Glide Sliding Door Profile Sample Pack

Samples of the Lucine, Ronda and Primo sliding door profiles in Aluminium, Black and Brushed Pearl.

Code


45242

Glide Sliding Door Glass Samples

Sample set of glass colours available for Glide sliding doors.

Code

25930



Glide Sample Sliding Door

A single panel door in one of the glass options.

- Please note: Glass colour may vary
- Price is for one door sample
- Panel measures 410 x 273mm

Code

07021

Glide Sample Sliding Door Unit

A 540 x 485mm demonstration unit featuring two single panel glass doors installed on a track. Please note: door glass and unit colours may vary from those shown.

Code

25048



The HPP Egger Inspiration Centre

Available exclusively for HPP Online account holders the new Egger Inspiration Centre features a host of digital tools to help you and your clients make the most of the Egger range:

Visit hpponline.co.uk/myaccount to try it today.



Design Wall

- Discover EGGER uni colour, woodgrain and material décors, all in one place. Just drag and drop the décors from the wall into any order you like, or pick out your favourites to see how they compare or contrast.



3D Visualiser

- A 2D image of a finish isn't always enough to get a true sense of perspective. Experience EGGER finishes in 3D to help imagine how the surface would work in an interior. Separate worktop version available.



VDS

- With the Virtual Design Studio, you can visualise various room sets with EGGER décors. It is also optimised for use on mobile and tablet to help you work on the move.





Décor Combination Guide

- Discover door combination ideas with matching and contrasting worktops. The Optima Doors range allows you to choose from our entire collection of 18mm MFC. Matching, feature and contrasting edging options are available as standard.



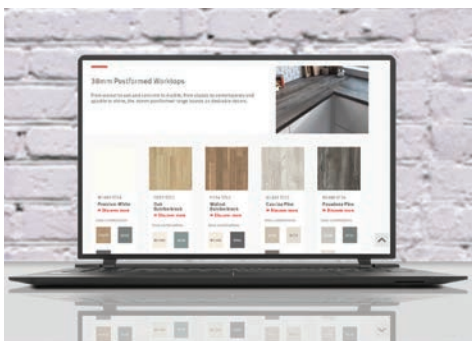
Worktop Finder

- Use the EGGER Worktop Finder to quickly and easily view EGGER worktop recommendations and décor combination ideas. You can order samples, view virtual samples, installation videos and more.



Worktop Visualiser

- Check how certain combinations of worktops, splashbacks and upstands work with doors, shelving and drawer fronts. The EGGER visualiser allows you to quickly and easily create the type of look you are after.



Worktop Combination Guide

- Curated by Elliott Fairlie, Head of Décor Management, EGGER UK and Ireland, the Worktop Combination Guide provides décor combination ideas for worktops, door frontals and carcasses.



Cut and Edged Samples

Contains individual samples of each colour featured in the current Cut and Edged range of MFC.

Code

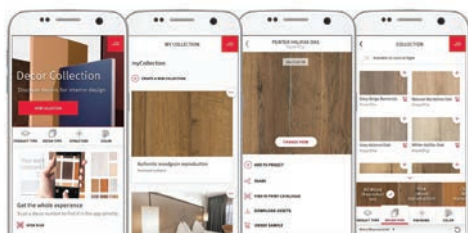
02633



Board Décors Samples

Logged in HPP online account holders can request physical samples of most décors from; Decorative Panels, Kronospan, Egger & Pfleiderer using our online sample service.

- Samples are free and can be sent nationwide
- Samples vary by manufacturer/material and are detailed in the sample service checkout
- Samples can easily be ordered by visiting the individual product page of any décor
- Available from the online My Account Dashboard



Egger Decorative Collection App

With the Egger Decorative Collection App it is possible to view all décors in the Decorative Collection.

- Get an overview of the full décor range
- Experience décors in 2D large view and 3D images
- Find inspiration with the décor combination recommendations
- Get direct access to detailed availability information
- Use the scan feature for easy collaboration of analog and digital
- Create personal collections and projects
- Quickly and easily order samples
- Download from the App store or Google Play



Egger Decorative Collection Chip Chart

A fold-out booklet containing swatch samples from the Egger Decorative Collection.

Code

14128



Kronodesign Brochure City Vibes Trends

A 48-page brochure detailing the Kronodesign Trends City Vibes Collection.

Code

52868

Kronospan Global Collection Summary Leaflet

A handy pocket-sized concertina leaflet with a summary of the Kronospan Global Collection.

Code

81970



Kronospan Global Collection Wall Chart

A gatefolded wall chart featuring samples of the current Kronospan range.

Code


81765

Kronospan Trends Swatch

A handy pocket sized swatch booklet featuring samples of the Kronospan Trends range.

Code

08215



Kronospan Mirror Gloss Swatch

A handy pocket-sized swatch with samples of the Kronospan Mirror Gloss Collection.

Code

49067

Kronospan Trends Collection Book

A hardback A4 collection of Kronospan board and worktop décors with a selection of tactile samples included throughout.

Code

63410



Worktop Samples

Worktop Décor Samples

Logged-in HPP online account holders can request physical samples of all of our Worktop décors using our online sample service.

- Samples vary by manufacturer / material and are detailed in the sample service checkout
- Samples can be requested from the individual page of any décor or by visiting the worktop sample gallery at www.hpponline.co.uk/worktopsamplegallery



Egger Worktops Collection Brochure

Brochure containing details of the Egger UK Worktop Collection, including high quality room set and décor images.

Code
05669

Egger Worktops Collection Swatch

Contains laminate samples of each décor in the Egger Worktops Collection.

Code
20508

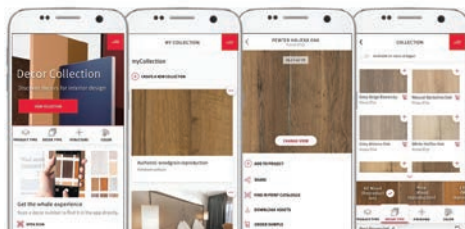


Worktop Samples

Egger Decorative Collection App

With the Egger Decorative Collection App it is possible to view all décors in the Decorative Collection.

- Get an overview of the full décor range
- Experience décors in 2D large view and 3D images
- Find inspiration with the décor combination recommendations
- Get direct access to detailed availability information
- Use the scan feature for easy collaboration of analog and digital
- Create personal collections and projects
- Quickly and easily order samples
- Download from the App store or Google Play



Egger Worktop Stands

Egger worktop stands can be requested by existing HPP account holders by contacting us or speaking to your Area Sales Manager.



Kronodesign Worktop Stand

Kronodesign worktop stands can be requested by existing HPP account holders by contacting us or speaking to your Area Sales Manager.

Kronodesign Worktop Collection Brochure

High quality A4 brochure featuring décor swatches and lifestyle images of the full Kronodesign Worktop Collection.

Code
57129



Kronodesign Worktop Collection Swatch

Swatch booklet featuring décors from the full Kronodesign Worktop Collection.

Code
39456

Solid Oak Worktop Sample

A sample of the solid oak worktop, showing detail of the 40mm staves.

Code	Length	Thickness
04629	298mm	210mm



Handle Samples



Handle Boards

- Each handle board contains a selection of our best selling handles
- These are the ideal sales tool to help your customer choose the perfect handles for their home
- Visit www.hpponline.co.uk/cat/696 for full details of all the handles on each board
- Buy 2 get 1 free



Individual Sample Handles

Use our handle service to order individual samples of most of our handles.

- Knobs & Handles with centres up to 260mm are available to order as individual samples
- Logged in HPP online account holders can add samples to their basket by clicking the sample icon next to any eligible product

CROFTS & ASSINDER

EST. 1875



E : general@crofts.co.uk W : www.crofts.co.uk T : +44 (0) 121 622 1074



Assembly made easy

With our free app you will always have the most up-to-date assembly information at your fingertips – from safety during installation to the precise adjustment of Blum fittings.



EASY ASSEMBLY App

Immediate help for assembly and adjustment.

- Clickable installation instructions
- Assembly videos
- Interactive applications



LIVE SUPPORT

Our experts are available to answer your assembly questions.



EASY ASSEMBLY Blog

News and hints for assembly:
ea.blum.com



Further information:

www.blum.com/eaapp

Blum Lifetime Warranty

Quality for the lifetime of the furniture

Our goal is to ensure that our fittings systems provide comfort and function to furniture buyers for the lifetime of the furniture. All Blum products are engineered to provide for a problem-free use of the furniture during its lifetime.



Blum

Antaro	34	Servo-Drive	79	Blumotion for Doors	96
Orga-Line	53	Clip-Top Hinges	82	Aventos HF	97
Legrabox	54	Clip-Top Special		Aventos HS	98
Ambia-Line	66	Application Hinges	87	Aventos HL	99
Space Tower	69	Clip Hinges	90	Aventos HK Top	100
Metabox	70	Clip Backplates	91	Aventos HK-S	101
Flat Pack Oak MFC Drawers	73	Tip-On for Doors	93	Aventos HK-XS	102
Movento	74	Modul Hinges	94	Assembly Devices	104
Drawer Runners	76	Modul Backplates	95		





Pre-assembled pan drawer



Pre-assembled cutlery drawer



Antaro Standard Drawer Packs

Antaro standard drawer packs are the perfect solution where drawer fronts are going to be used. All the components required for the drawers in a cabinet can be ordered using a single code.

- Options for all standard cabinet widths and drawer configurations
- Drawers are pre-assembled for quick and easy installation
- Pan drawers come complete with single gallery rails with the option to upgrade to include central gallery rails, glass or metal design elements
- All drawer base units are pre-drilled for all drawer pack configurations
- **Cabinets are not included and must be purchased separately**

Antaro Metallic Grey - 1 x Cutlery & 2 x Pan Drawer Pack

- 1 x pre-assembled cutlery (M-Height) drawer
- 2 x pre-assembled single gallery rail pan (D-Height) drawers
- Includes front fixing brackets & screws
- 450mm runner length
- Suggested drawer front heights: 1 x 140mm & 2 x 283mm
- Suggested drawer front width: Cabinet width minus 4mm
- Cabinet not included



Code	Cabinet Width	Cutlery Drawer Rating	Pan Drawer Rating
72183	400mm	30kg	30kg
11979	450mm	30kg	30kg
70485	500mm	30kg	30kg
29584	600mm	30kg	30kg
26680	800mm	30kg	50kg
48313	900mm	30kg	50kg
15227	1000mm	30kg	50kg

Antaro Metallic Grey - 1 x Internal Cutlery & 2 x Pan Drawer Pack

- 1 x pre-assembled cutlery (M-Height) drawer
- 2 x pre-assembled single gallery rail pan (D-Height) drawers
- Includes internal drawer front for the cutlery drawer, front fixing brackets & screws
- 450mm runner length
- Suggested drawer front heights: 2 x 355mm
- Suggested drawer front width: Cabinet width minus 4mm
- Cabinet not included



Code	Cabinet Width	Cutlery Drawer Rating	Pan Drawer Rating
01437	400mm	30kg	30kg
06757	450mm	30kg	30kg
05521	500mm	30kg	30kg
49716	600mm	30kg	30kg
39976	800mm	30kg	50kg
13201	900mm	30kg	50kg
63323	1000mm	30kg	50kg

Antaro Metallic Grey - 3 x Cutlery & 1 x Pan Drawer Pack

- 3 x pre-assembled cutlery (M-Height) drawer
- 1 x pre-assembled single gallery rail pan (D-Height) drawer
- Includes front fixing brackets & screws
- 450mm runner length
- Suggested drawer front heights: 3 x 140mm & 1 x 283mm
- Suggested drawer front width: Cabinet width minus 4mm
- Cabinet not included



Code	Cabinet Width	Cutlery Drawer Rating	Pan Drawer Rating
94795	400mm	30kg	30kg
72020	450mm	30kg	30kg
72588	500mm	30kg	30kg
18830	600mm	30kg	30kg
93105	800mm	30kg	50kg
04269	900mm	30kg	50kg
24071	1000mm	30kg	50kg

Antaro Metallic Grey - 4 x Cutlery Drawer Pack

- 4 x pre-assembled cutlery (M-Height) drawers
- Includes front fixing brackets & screws
- 450mm runner length
- Suggested drawer front heights: 4 x 175mm
- Suggested drawer front width: Cabinet width minus 4mm
- Cabinet not included



Code	Cabinet Width	Cutlery Drawer Rating
91594	400mm	30kg
25071	450mm	30kg
94032	500mm	30kg
39133	600mm	30kg
95918	800mm	30kg
61649	900mm	30kg
37344	1000mm	30kg

Antaro Metallic Grey - 5 x Cutlery Drawer Pack

- 5 x pre-assembled cutlery (M-Height) drawers
- Includes front fixing brackets & screws
- 450mm runner length
- Suggested drawer front heights: 5 x 140mm
- Suggested drawer front width: Cabinet width minus 4mm
- Cabinet not included



Code	Cabinet Width	Cutlery Drawer Rating
06003	400mm	30kg
71660	450mm	30kg
62728	500mm	30kg
76425	600mm	30kg
67955	800mm	30kg
09698	900mm	30kg
23869	1000mm	30kg



Pre-assembled cutlery drawer



Internal cutlery drawer front



Pre-assembled pan drawer



Internal pan drawer front



HPP Antaro Tower

HPP Antaro Tower drawer packs are the perfect solution for using drawers in a tall unit. All the components required for the drawers in a cabinet can be ordered using a single code.

- 1 x pre-assembled cutlery (M-Height) drawer
- 4 x pre-assembled single gallery rail pan (D-Height) drawers
- Includes internal drawer fronts and hinges
- Drawers are pre-assembled for quick and easy installation
- Pan drawers come complete with single gallery rails with the option to upgrade to include central gallery rails, glass or metal design elements
- **Cabinet not included**

Code	Cabinet Width	Cutlery Drawer Rating	Pan Drawer Rating
84846	400mm	30kg	30kg
80591	500mm	30kg	30kg
54641	600mm	30kg	30kg



Pan Drawer with Central Gallery Rail



Pan Drawer with Glass Design Element



Pan Drawer with Metal Design Element

Antaro Drawer Pack Pan Drawer Side Upgrades

- Optional upgrade from the standard single gallery rail on drawer pack pan drawers
- Options for Central Gallery Rail, Glass Design Element or Metal Design Element
- Contains all the items required to upgrade one single gallery rail pan drawer

Code	Type
14322	Central Gallery Rail
96980	Glass Design Element
67145	Metal Design Element



Engineering progress
Enhancing lives

RAUKANTEX FP

The edgeband for fire prevention

RAUKANTEX FP is the perfect choice for wall cladding or furniture and are tested according to EN 13501-1* and EN 45545-2. In addition to their tested fire protection properties the edgebands also meet all the high demands on design, shock resistance and processing ability.

Tested. Simple. Individual.

www.rehau.com/raukantex-fp



* Composite testing with specific combination of edgeband, chipboard and adhesive, please see our technical information at www.rehau.com/raukantex-fp.



Antaro Tip-On Blumotion M-Height Drawers

Set includes:

- Tip-On Blumotion Tandem runners
- M-Height, A-Profile Tandembox sides
- Rear fixing brackets
- Blum Antaro cover caps
- Tip-On Blumotion Unit and Latch Set
- Two front fixing brackets are required per drawer (ZSF.35A2)



Code	Weight Rating	Height	Finish	Depth	Latch Set
38130	30kg	83mm	Metallic Grey	270mm	T60B3030
12981	30kg	83mm	Metallic Grey	400mm	T60B3530
72982	30kg	83mm	Metallic Grey	450mm	T60B3530
06894	30kg	83mm	Metallic Grey	500mm	T60B3530



Antaro Tip-On Blumotion D-Height Drawers

Set includes:

- Tip-On Blumotion Tandem runners
- M-Height, A-Profile Tandembox sides
- Gallery rails
- Rear fixing brackets
- Blum Antaro cover caps
- Tip-On Blumotion Unit and Latch Set
- Two front fixing brackets are required per drawer (ZSF.35A2)



Code	Weight Rating	Height	Finish	Depth	Latch Set
15079	30kg	203mm	Metallic Grey	400mm	T60B3530
95855	30kg	203mm	Metallic Grey	450mm	T60B3530
39254	65kg	203mm	Metallic Grey	450mm	T60B3560
84608	30kg	203mm	Metallic Grey	500mm	T60B3530
28011	65kg	203mm	Metallic Grey	500mm	T60B3560



Tip-On Blumotion Synchronisation Linkage

For cutting to size.

Code	Length	Blum Part No
29646	1400mm	T60.1125W



Tip-On Blumotion Synchronisation Adapter

Spare adapters for use with the synchronisation linkage.

Code	Blum Part No
87656	T60.000D



Tip-On Blumotion Synchronisation Shaft Holder

Required for cabinet widths equal or greater than 750mm.


Code	Blum Part No
12878	T60B000H




Antaro N-Height Standard Drawers

Set includes:

- Blumotion Tandem runners
- N-Height, A-Profile Tandembox sides
- Rear fixing brackets
- Blum Antaro cover caps
- Two front fixing brackets are required per drawer (ZSF.35A2)



Code	Weight Rating	Height	Finish	Depth
75227	30kg	68mm	Metallic Grey	450mm
68219	30kg	68mm	Silk White	450mm



Antaro M-Height Standard Drawers

Set includes:

- Blumotion Tandem runners
- M-Height, A-Profile Tandembox sides
- Rear fixing brackets
- Blum Antaro cover caps
- Two front fixing brackets are required per drawer (ZSF.35A2)

Code	Weight Rating	Height	Finish	Depth
93672	30kg	83mm	Metallic Grey	270mm
93466	30kg	83mm	Metallic Grey	350mm
82596	30kg	83mm	Metallic Grey	400mm
89287	30kg	83mm	Metallic Grey	450mm
41979	30kg	83mm	Metallic Grey	500mm
88434	30kg	83mm	Metallic Grey	550mm
97866	50Kg	83mm	Metallic Grey	450mm
19429	30kg	83mm	Silk White	270mm
19093	30kg	83mm	Silk White	350mm
11404	30kg	83mm	Silk White	400mm
89253	30kg	83mm	Silk White	450mm
67430	30Kg	83mm	Silk White	500mm

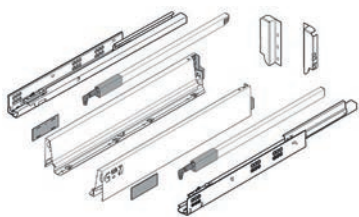


Antaro K-Height Standard Drawers

Set includes:

- Blumotion Tandem runners
- K-Height, A-Profile Tandembox sides
- Rear fixing brackets
- Blum Antaro cover caps
- Two front fixing brackets are required per drawer (ZSF.35A2)

Code	Weight Rating	Height	Finish	Depth
69025	30kg	115mm	Metallic Grey	350mm
16143	30kg	115mm	Metallic Grey	400mm
64586	30kg	115mm	Metallic Grey	450mm



Antaro B-Height Standard Drawers

Set includes:

- Blumotion Tandem runners
- M-Height, A-Profile Tandembox sides
- Gallery rails
- Rear fixing brackets
- Blum Antaro cover caps
- Two front fixing brackets are required per drawer (ZSF.35A2)

Code	Weight Rating	Height	Finish	Depth
84647	30kg	135mm	Metallic Grey	350mm
04500	30kg	135mm	Metallic Grey	400mm
00557	30kg	135mm	Metallic Grey	450mm
19476	30kg	135mm	Metallic Grey	500mm
49605	30kg	135mm	Metallic Grey	550mm



Antaro D-Height with Single Gallery Rail

Set includes:

- Blumotion Tandem runners
- M-Height, A-Profile Tandembox sides
- Gallery rails
- Rear fixing brackets
- Blum Antaro cover caps
- Two front fixing brackets are required per drawer (ZSF.35A2)



Code	Weight Rating	Height	Finish	Depth
78193	30kg	203mm	Metallic Grey	270mm
80696	30kg	203mm	Metallic Grey	350mm
21380	30kg	203mm	Metallic Grey	400mm
38566	30kg	203mm	Metallic Grey	450mm
37557	30kg	203mm	Metallic Grey	500mm
75302	30kg	203mm	Metallic Grey	550mm
36572	50kg	203mm	Metallic Grey	450mm
38557	50kg	203mm	Metallic Grey	500mm
13421	30kg	203mm	Silk White	450mm
67286	30kg	203mm	Silk White	500mm
41648	50kg	203mm	Silk White	450mm
17026	50kg	203mm	Silk White	500mm



Antaro D-Height with Double Gallery Rail

Set includes:

- Blumotion Tandem runners
- M-Height, A-Profile Tandembox sides
- Gallery rails
- Central gallery rails
- Rear fixing brackets
- Blum Antaro cover caps
- Two front fixing brackets are required per drawer (ZSF.35A2)



Code	Weight Rating	Height	Finish	Depth
37721	30kg	203mm	Metallic Grey	450mm
26738	50kg	203mm	Metallic Grey	450mm
09604	30kg	203mm	Silk White	450mm
04087	50kg	203mm	Silk White	450mm



Antaro D-Height with Glass Design Elements

Set includes:

- Blumotion Tandem runners
- M-Height, A-Profile Tandembox sides
- Gallery rails
- Frosted glass design elements
- Design element locking clips
- Rear fixing brackets
- Blum Antaro cover caps
- Two front fixing brackets are required per drawer (ZSF.35A2)



Code	Weight Rating	Height	Finish	Depth
80803	30kg	203mm	Metallic Grey	450mm
53869	50kg	203mm	Metallic Grey	450mm
58250	30kg	203mm	Silk White	450mm
16704	50kg	203mm	Silk White	450mm



Antaro D-Height with Metal Design Elements

Set includes:

- Blumotion Tandem runners
- M-Height, A-Profile Tandembox sides
- Gallery rails
- Metallic design elements
- Design element locking clip set
- Rear fixing brackets
- Blum Antaro cover caps
- Two front fixing brackets are required per drawer (ZSF.35A2)

Code	Weight Rating	Height	Finish	Depth
41670	30kg	203mm	Metallic Grey	450mm
43563	50kg	203mm	Metallic Grey	450mm
73390	30kg	203mm	Silk White	450mm
08091	50kg	203mm	Silk White	450mm

Antaro M-Height Pre-Assembled Standard Drawer

Metallic Grey. MFC back and base so the width can be cut down if required.

- Ready made Tandembox Antaro
- Comes complete with a pair of Blumotion runners, front fixing brackets, covers and screws



Code	Weight Rating	Cabinet Width
72730	30Kg	400mm
87154	30Kg	450mm
49700	30Kg	500mm
44241	30Kg	600mm
53318	30Kg	800mm
19644	30Kg	900mm
24392	30Kg	1000mm

Antaro D-Height Pre-Assembled Pan Drawer

Metallic Grey. MFC back and base so the width can be cut down if required.

- Ready made Tandembox Antaro
- Comes complete with a pair of Blumotion runners, front fixing brackets, screws and gallery rails



Code	Weight Rating	Cabinet Width
93229	30Kg	400mm
95096	30Kg	450mm
13078	30Kg	500mm
73594	30Kg	600mm
02820	50Kg	800mm
57105	50Kg	900mm
78301	50Kg	1000mm

PRE-ASSEMBLED MADE-TO-MEASURE
DRAWERS




Save Time, Money, Space and Enjoy Piece of Mind.
Use our online drawer builder to create pre-assembled & bespoke solutions.

Why Use the Online Drawer Builder?

Our drawer builder lets you quickly & easily order bespoke, pre-built drawers which can be delivered to you on-site & ready for you to install.

- Choose Legrabox or Antaro
- Choose Your finish
- Blumotion or Tip-On Technology
- Standard or Internal Drawers
- Choose Your Drawer Height
- Choose Drawer Width & Depth
- Drawers Arrive Pre-Assembled
- Blum Lifetime Guarantee

Visit www.hpponline.co.uk/blum-drawer-builder to try it today 



PRE-ASSEMBLED MADE-TO-MEASURE DRAWERS

Pick Your Drawer Style



Drawer Type: **Blum LEGRABOX**

Drawer Colour: **Orion Grey**

Carcass Thickness: **18-19mm**

Motion Technology: **Blumotion**



Pick Your Drawer Options



Design Category: **Legrabox Pure**

Drawer Height: **M-Height (90mm)**

Pick a drawer design:

Legrabox Pure M-Height Standard
Drawer, Orion Grey



Legrabox Pure M-Height Internal Drawer,
Orion Grey



Drawer Depth: **450mm**

Carcass Width: **-- Pick an option --** mm

Runner Weight Rating: **30Kg**

Optional Extras:

☐ Rubber Matting

Organisation:

[View Ambia-Line Organisation Options](#)





Metallic Grey



Silk White

Antaro M-Height Internal Drawer Fronts

Code	Width	Finish	Blum Part No
87094	300mm	Metallic Grey	ZIA.130MOMG
92832	400mm	Metallic Grey	ZIA.230MOMG
58070	450mm	Metallic Grey	ZIA.280MOMG
33003	500mm	Metallic Grey	ZIA.330MOMG
83897	600mm	Metallic Grey	ZIA.430MOMG
69517	800mm	Metallic Grey	ZIA.630MOMG
61444	900mm	Metallic Grey	ZIA.730MOMG
18588	1000mm	Metallic Grey	ZIA.830MOMG
40422	300mm	Silk White	ZIL.255MASW
71422	400mm	Silk White	ZIL.355MASW
26381	450mm	Silk White	ZIL.405MASW
06676	500mm	Silk White	ZIL.455MASW



Metallic Grey



Silk White

Antaro Inner Drawer Handle

Code	Finish	Blum Part No
06512	Metallic Grey	ZIF.80M5MG
03501	Silk White	ZIF.80M5SW




Metallic Grey



Silk White

Antaro Handle with Latch

Code	Finish	Blum Part No
19432	Metallic Grey	ZIF.80M7MG
57099	Silk White	ZIF.80M7SW



Metallic Grey




Silk White

Antaro Inner Drawer Front Section

For cutting to size.

Code	Width	Finish	Blum Part No
37280	1200mm	Metallic Grey	Z31L1036AMG
48515	1200mm	Silk White	Z31L1036A



Metallic Grey

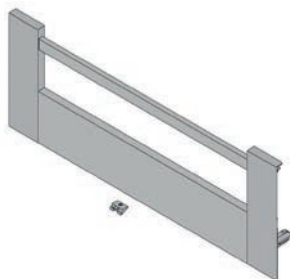


Silk White

Antaro M-Height Inner Drawer Front Fixing Brackets

For use with cut-to-size fronts, includes left and right brackets.

Code	Finish	Blum Part No
48538	Metallic Grey	ZIF.71MOMG
75816	Silk White	ZIF.71MOSW



Antaro D-Height Internal Drawer Fronts

2 x Gallery Rails Head are required per front.

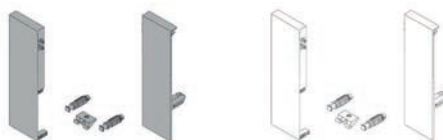
Code	Width	Finish	Blum Part No
65364	300mm	Metallic Grey	ZIA.130D2MG
81289	400mm	Metallic Grey	ZIA.230D2MG
54306	450mm	Metallic Grey	ZIA.280D2MG
85897	500mm	Metallic Grey	ZIA.330D2MG
04971	600mm	Metallic Grey	ZIA.430D2MG
64553	800mm	Metallic Grey	ZIA.630D2MG
70995	1000mm	Metallic Grey	ZIA.830D2MG



Antaro Gallery Rails Head

Required with pre-cut sets, connects the front to the side gallery rail.

Code	Blum Part No
54741	ZRG.000R5F



Metallic Grey

Silk White

Antaro D-Height Inner Drawer Front Fixing Brackets

For use with cut-to-size fronts, includes rails head, left and right brackets.

Code	Finish	Blum Part No
45021	Metallic Grey	ZIF.74D0MG
59139	Silk White	ZIF.74D0SW




Metallic Grey

Silk White

Antaro Inner Drawer Cross Gallery Rail

For cutting to size.

Code	Width	Finish	Blum Part No
68104	1046mm	Metallic Grey	ZRG.1046ZMG
63588	1046mm	Silk White	ZRG.1046ZSW



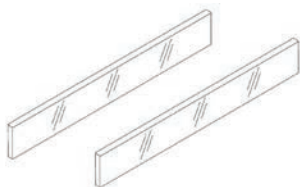
Metallic Grey

Silk White

Antaro Inner Drawer Front Section

For cutting to size.

Code	Width	Finish	Blum Part No
37280	1200mm	Metallic Grey	Z31L1036AMG
48515	1200mm	Silk White	Z31L1036A



Antaro Frosted Glass Elements

Set of 2 glass elements.

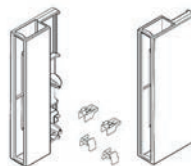
Code	Finish	Depth
55305	Frosted Glass	450mm
26717	Frosted Glass	500mm



Antaro Metal Elements

2 elements required per drawer.


Code	Finish	Depth	Blum Part No
19041	Metallic Grey	450mm	Z37A417DMG
11453	Silk White	450mm	Z37A417DSW
90514	Metallic Grey	500mm	Z37A467DMG
56529	Metallic Grey	550mm	Z37A517DMG



Antaro Design Element Locking Pieces

Required when using either glass or metal design elements.
Includes a left and right fixing.

Code	Finish	Blum Part No
51795	Metallic Grey	Z36D0080MG
90907	Silk White	Z36D0080SW



Antaro Gallery Rails

Code	Finish	Hand	Length	Blum Part No
44997	Metallic Grey	Left Hand	450mm	ZRG.387RSICLHMG
66835	Metallic Grey	Right Hand	450mm	ZRG.387RSICRHMG
10634	Silk White	Left Hand	450mm	ZRG.387RSICLHSW
06659	Silk White	Right Hand	450mm	ZRG.387RSICRHSW
11489	Metallic Grey	Left Hand	500mm	ZRG.4377RSICLHMG
90058	Metallic Grey	Right Hand	500mm	ZRG.4377RSICRHMG



Antaro Central Gallery Rails

- Optional central gallery rail
- For 450mm Antaro

Code	Finish	Hand	Length	Blum Part No
90682	Metallic Grey	Left Hand	450mm	ZRG.387RSICLHMG
37493	Metallic Grey	Right Hand	450mm	ZRG.387RSICRHMG
08298	Silk White	Left Hand	450mm	ZRG.387RSICLHSW
55058	Silk White	Right Hand	450mm	ZRG.387RSICRHSW



Metallic Grey




Silk White

Antaro Cross Dividers

- Pre-cut for the most common cabinet sizes

Code	Carcase Width	Finish	Blum Part No
87240	300mm	Metallic Grey	Z40L177SMG
96059	450mm	Metallic Grey	Z40L327SMG
89344	500mm	Metallic Grey	Z40L377SMG
20649	600mm	Metallic Grey	Z40L477SMG
57776	800mm	Metallic Grey	Z40L677SMG
82443	900mm	Metallic Grey	Z40L777SMG
06337	1000mm	Metallic Grey	Z40L877SMG
85595	300mm	Silk White	Z40L177SSW
44291	450mm	Silk White	Z40L327SSW
96161	500mm	Silk White	Z40L377SSW
35192	600mm	Silk White	Z40L477SSW



Metallic Grey

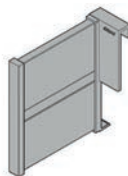


Silk White

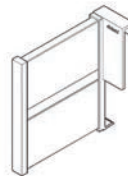
Antaro Cross Divider

For cutting to size.

Code	Finish	Length	Blum Part No
54568	Metallic Grey	1077mm	Z40L1077SMG
91221	Silk White	1077mm	Z40L1077ASW



Metallic Grey

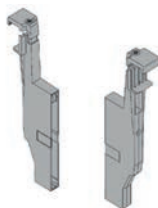


Silk White

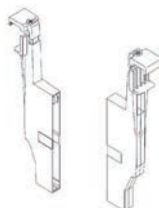
Antaro Lateral Dividers

Clips on to cross dividers.

Code	Finish	Blum Part No
63591	Metallic Grey	Z43L100SMG
67043	Silk White	Z43L100SSW



Metallic Grey



Silk White

Antaro Cross Dividing Wall Connectors

Allows the addition of drawer cross dividers where gallery rails are used. Set of two.

Code	Finish	Blum Part No
09824	Metallic Grey	Z40D0002MG
45954	Silk White	Z40D0002SW



Metallic Grey

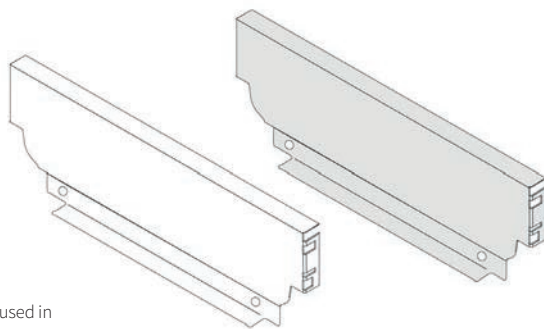


Silk White

Antaro Dividing Walls

For use in 450mm / 500mm drawers.

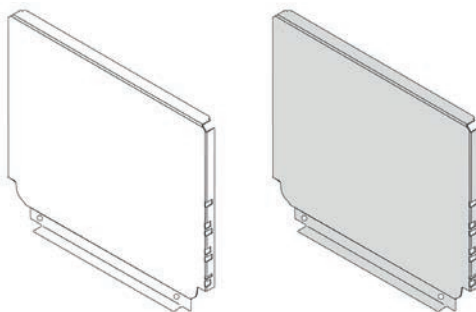
Code	Carcase Width	Finish	Blum Part No
87897	450mm	Metallic Grey	Z46L420SMG
87661	450mm	Silk White	Z46L420SSW
48327	500mm	Metallic Grey	Z46L470SMG



Antaro M-Height Steel Backs

A quick and easy way to add backs to Antaro when used in standard sized cabinets.

Code	Height	Cabinet Width	Finish	Blum Part No
05423	M	400mm	Grey	Z30M335S.6
77433	M	450mm	Grey	Z30M385S.6
62787	M	500mm	Grey	Z30M435S.6
26152	M	600mm	Grey	Z30M535S.6
84705	M	800mm	Grey	Z30M735S.6
89966	M	900mm	Grey	Z30M835S.6
82195	M	1000mm	Grey	Z30M935S.6
91687	M	300mm	Silk White	Z30M235S.6SW
56400	M	400mm	Silk White	Z30M335S.6SW
30323	M	450mm	Silk White	Z30M385S.6SW
78473	M	500mm	Silk White	Z30M435S.6SW
61439	M	600mm	Silk White	Z30M535S.6SW
42857	M	800mm	Silk White	Z30M735S.6SW
31360	M	900mm	Silk White	Z30M835S.6SW
22205	M	1000mm	Silk White	Z30M935S.6SW



Antaro D-Height Steel Backs

A quick and easy way to add backs to Antaro when used in standard sized cabinets.

Code	Height	Cabinet Width	Finish	Blum Part No
86606	D	300mm	Grey	Z30D235S.6
92226	D	400mm	Grey	Z30D335S.6
33801	D	450mm	Grey	Z30D385S.6
65391	D	500mm	Grey	Z30D435S.6
79768	D	600mm	Grey	Z30D535S.6
56235	D	800mm	Grey	Z30D735S.6
43254	D	900mm	Grey	Z30D835S.6
15629	D	1000mm	Grey	Z30D935S.6
81383	D	300mm	Silk White	Z30D235S.6SW
17355	D	400mm	Silk White	Z30D335S.6SW
23544	D	450mm	Silk White	Z30D385S.6SW
97133	D	500mm	Silk White	Z30D435S.6SW
17200	D	600mm	Silk White	Z30D535S.6SW
36303	D	800mm	Silk White	Z30D735S.6SW
51141	D	900mm	Silk White	Z30D835S.6SW
21377	D	1000mm	Silk White	Z30D935S.6SW



Screw-on




Inserta

Antaro Front Fixing Brackets

Front fixing bracket for Antaro. Two are required for each drawer.

Code	Fixing	Hand	Blum Part No
14644	Screw-on	Universal	ZSF.35A2
59916	Inserta	Universal	ZSF.39A2



Blum Hanging File System

Designed for use with either Antaro, Legrabox or Metabox. Allows the drawer to be used as a hanging file system. Nominal length 350mm to 550mm. Cabinet width 300mm to 600mm.

Code	Finish	Blum Part No
45489	Cream	ZRM.5500



M Height



K Height



B Height



C Height



D Height



Antaro Rear Fixing Brackets

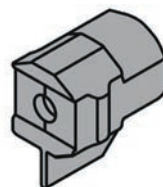
Code	Height	MFC Height	Hand	Finish	Blum Part No
70931	M	84mm	Left	Grey	Z30M000S.04LHMG
84004	M	84mm	Right	Grey	Z30M000S.04RHMG
65261	K	116mm	Left	Grey	Z30K000SL
23516	K	116mm	Right	Grey	Z30K000SR
44768	B	135mm	Left	Grey	Z30B000SL9006
09231	B	135mm	Right	Grey	Z30B000SR9006
99085	C	167mm	Left	Grey	Z30C000SL
64445	C	167mm	Right	Grey	Z30C000SR
94144	C	167mm	Left	White	Z30C000SLSW
76403	C	167mm	Right	White	Z30C000SRSW
30652	D	199mm	Left	Grey	Z30D000SL9006
13066	D	199mm	Right	Grey	Z30D000SR9006



Antaro 9mm Spacer

Grey nylon 9mm spacer for Blum Tandem runners. Used for in-frame applications where the drawer is required to be narrower than it would be in an overlay application. Two pieces can be clipped together to create 18mm spacing.


Code	Height	Depth	Blum Part No
72823	18mm	36mm	BL550.0099



Gallery Rail Adapter for Aluminium Frames

For use with Antaro gallery rail.

Code	Finish	Blum Part No
32016	Nylon	ZRF.2200.01



Left



Right

Antaro Drawer Sides

Code	Hand	Finish	Depth	Height	Blum Part No
46029	Left	Metallic Grey	450mm	M	378M4502SALHMG
36251	Right	Metallic Grey	450mm	M	378M4502SARHMG



Left



Right

Antaro Blumotion Drawer Runners

Code	Hand	Depth	Weight Rating	Blum Part No
35861	Left	450mm	30kg	578.4501BLH
61383	Right	450mm	30kg	578.4501BRH



Antaro Cover Caps

Code	Finish	Type	Blum Part No
52911	Metallic Grey	Antaro symmetrical cover cap with Blum logo	ZAA.532C.BTMG



Antaro Non-Slip Drawer Mats

Non-slip mats offer high convenience and added value for pull-outs, swing-out shelves and drawers in general.

- The slip-resistant surfaces safeguard objects from sliding about on opening and closing the drawers or when accessing the swivel shelves, as well as offering noise absorbing qualities.
- The material is high-grade synthetic rubber which meets the special quality standards of the kitchen industry (heat-resistant and food-safe) and moreover allows problem-free disposal.
- The Anthracite finish Canvas effect adds a design element on account of its stylish, linen-style texture.

Code	Cabinet Width
47689	300mm
14332	400mm
70041	450mm
97694	500mm
19734	600mm
45311	700mm
37464	800mm
67268	900mm
53578	1000mm
50702	1200mm



Antaro AluLine Drawer Dividers

Aluminium kitchen drawer organiser:

- Made using high quality extruded aluminium
- Designed to fit 450mm deep drawers
- Available for all common drawer widths
- Exclusive to HPP

Code	Cabinet Width
37661	400mm
21613	450mm
44452	500mm
88219	600mm
45765	800mm
16674	900mm
81230	1000mm



Orga-Line for Cutlery

- High quality Orga-Line sets with dishwasher safe, stainless steel compartments
- Provide proper organisation for cutlery
- Containers can be laid out to suit individual requirements

Code	Carcase Width	Blum Part No
64844	300mm	ZSL.450BI1N
54764	400mm	ZSL.450BI3N
78172	500mm	ZSL.50VEI4
73644	600mm	ZSL.60VEI4
86883	800mm	ZSL.80VEI4
26597	900mm	ZSL.90VEI4
85196	1000mm	ZSL.10VEI4



Orga-Line Knife Block

- Keeps up to 9 knives (4 large and 5 small) safe and secure

Code	Finish	Blum Part No
29011	Grey	ZSZ.02.MO



Orga-Line Spice Holder

- Securely holds receptacles and packets of all sizes
- Easily removed from the pull-out for worktop or dining-table placement
- Safe for dishwasher use
- Sold as a set of two


Code	Finish	Blum Part No
55971	Grey	ZFZ.40G0I



Orga-Line Plate Holder

- Secure, efficient storage solution for full extension drawers
- Holds up to 12 plates without tipping or sliding
- Adjustable from 180-230mm

Code	Finish	Blum Part No
82879	Grey	ZC7T0350



Orga-Line Foil Cutter for Plastic Wrap

Holder, cutter & dispenser: can be used in or out of the drawer.

Code	Finish	Blum Part No
12044	Grey	ZSZ.01FO
46282	Grey / Orange	ZSZ.02FO



Pre-assembled cutlery drawer



Pre-assembled pan drawer



Legrabox Standard Drawer Packs

Standard Legrabox drawer packs are the perfect solution where drawer fronts are going to be used. All the components required for the drawers in a cabinet can be ordered using a single code.

- Options for all standard cabinet widths and drawer configurations
- Drawers are pre-assembled for quick and easy installation
- All of our drawer base units are pre-drilled for all drawer pack configurations
- **Cabinets are not included and must be purchased separately**

Legrabox Orion Grey - 1 x Cutlery & 2 x Pan Drawer Pack

- 1 x pre-assembled cutlery (M-Height) drawer
- 2 x pre-assembled pan (C-Height) drawers
- Includes front fixing brackets & screws
- 450mm runners with Blumotion soft close
- Suggested drawer front heights: 1 x 140mm & 2 x 283mm
- Suggested drawer front width: Cabinet width minus 4mm
- Cabinet not included



Code	Cabinet Width	Cutlery Drawer Rating	Pan Drawer Rating
53006	300mm	40kg	40kg
60181	400mm	40kg	40kg
10803	450mm	40kg	40kg
69435	500mm	40kg	40kg
00803	600mm	40kg	40kg
12508	800mm	40kg	40kg
67875	900mm	40kg	40kg
48456	1000mm	40kg	40kg

Legrabox Orion Grey - 1 x Internal Cutlery & 2 x Pan Drawer Pack

- 1 x pre-assembled cutlery (M-Height) drawer
- 2 x pre-assembled pan (C-Height) drawers
- Includes internal drawer front for the cutlery drawer, front fixing brackets & screws
- 450mm runners with Blumotion soft close
- Suggested drawer front heights: 2 x 355mm
- Suggested drawer front width: Cabinet width minus 4mm
- Cabinet not included



Code	Cabinet Width	Cutlery Drawer Rating	Pan Drawer Rating
92222	300mm	40kg	40kg
94569	400mm	40kg	40kg
35826	450mm	40kg	40kg
93518	500mm	40kg	40kg
31189	600mm	40kg	40kg
91391	800mm	40kg	40kg
69037	900mm	40kg	40kg
65534	1000mm	40kg	40kg

Legrabox Orion Grey - 3 x Cutlery & 1 x Pan Drawer Pack



- 3 x pre-assembled cutlery (M-Height) drawer
- 1 x pre-assembled pan (C-Height) drawer
- Includes front fixing brackets & screws
- 450mm runners with Blumotion soft close
- Suggested drawer front heights: 3 x 140mm & 1 x 283mm
- Suggested drawer front width: Cabinet width minus 4mm
- Cabinet not included

Code	Cabinet Width	Cutlery Drawer Rating	Pan Drawer Rating
00161	300mm	40kg	40kg
69818	400mm	40kg	40kg
36276	450mm	40kg	40kg
78372	500mm	40kg	40kg
79607	600mm	40kg	40kg
11591	800mm	40kg	40kg
11178	900mm	40kg	40kg
21626	1000mm	40kg	40kg

Legrabox Orion Grey - 4 x Cutlery Drawer Pack



- 4 x pre-assembled cutlery (M-Height) drawers
- Includes front fixing brackets & screws
- 450mm runners with Blumotion soft close
- Suggested drawer front heights: 4 x 175mm
- Suggested drawer front width: Cabinet width minus 4mm
- Cabinet not included

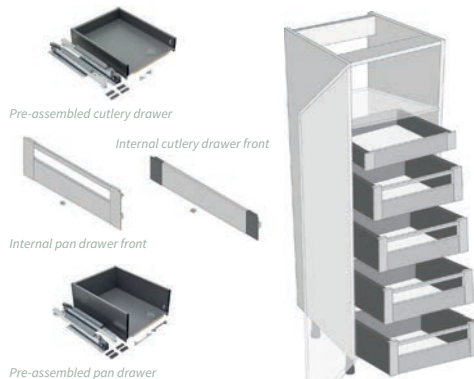
Code	Cabinet Width	Cutlery Drawer Rating
16929	300mm	40kg
26776	400mm	40kg
19623	450mm	40kg
37910	500mm	40kg
53461	600mm	40kg
29487	800mm	40kg
52780	900mm	40kg
88895	1000mm	40kg

Legrabox Orion Grey - 5 x Cutlery Drawer Pack



- 5 x pre-assembled cutlery (M-Height) drawers
- Includes front fixing brackets & screws
- 450mm runners with Blumotion soft close
- Suggested drawer front heights: 5 x 140mm
- Suggested drawer front width: Cabinet width minus 4mm
- Cabinet not included

Code	Cabinet Width	Cutlery Drawer Rating
46547	300mm	40kg
87038	400mm	40kg
50469	450mm	40kg
06606	500mm	40kg
73295	600mm	40kg
38026	800mm	40kg
36665	900mm	40kg
39961	1000mm	40kg



HPP Legrabox Tower

HPP Legrabox Tower drawer packs are the perfect solution for using drawers in a tall unit. All the components required for the drawers in a cabinet can be ordered using a single code.

- 1 x pre-assembled cutlery (M-Height) drawer
- 4 x pre-assembled pan (C-Height) drawers
- Includes internal drawer fronts and hinges
- Drawers are pre-assembled for quick and easy installation
- Cabinet not included

Code	Cabinet Width	Cutlery Drawer Rating	Pan Drawer Rating
36846	400mm	40kg	40kg
72837	500mm	40kg	40kg
65930	600mm	40kg	40kg



Legrabox Blumotion and Tip-On N-Height Drawers

Sets Include:

- Blumotion runners (Tip-On compatible when used with the relevant latch set & synchro linkage)
- Drawer sides
- Rear fixing brackets
- Legrabox cover caps
- Two front fixing brackets are required per drawer (Code: 73167 Blum Code: ZF7N7002)




Code	Finish	Depth	Weight Rating	Height
61132	Orion Grey	450mm	40kg	66.5mm
27362	Stainless Steel	450mm	40kg	66.5mm



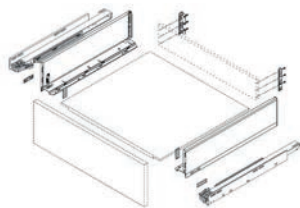
Legrabox Blumotion and Tip-On M-Height Drawers

Sets Include:

- Blumotion runners (Tip-On compatible when used with the relevant latch set & synchro linkage)
- Drawer sides
- Rear fixing brackets
- Legrabox cover caps
- Two front fixing brackets are required per drawer (Code: 42151 Blum Code: ZF7M7002)



Code	Finish	Depth	Weight Rating	Height
72304	Orion Grey	270mm	40kg	90.5mm
21064	Orion Grey	350mm	40kg	90.5mm
10030	Orion Grey	400mm	40kg	90.5mm
64200	Orion Grey	450mm	40kg	90.5mm
70220	Orion Grey	450mm	70kg	90.5mm
45554	Orion Grey	500mm	40kg	90.5mm
74573	Orion Grey	500mm	70kg	90.5mm
42007	Stainless Steel	270mm	40kg	90.5mm
62468	Stainless Steel	350mm	40kg	90.5mm
91917	Stainless Steel	400mm	40kg	90.5mm
85705	Stainless Steel	450mm	40kg	90.5mm
77974	Stainless Steel	450mm	70kg	90.5mm
51393	Stainless Steel	500mm	40kg	90.5mm
60367	Stainless Steel	500mm	70kg	90.5mm



Legrabox Blumotion and Tip-On K-Height Drawers

Sets Include:

- Blumotion runners (Tip-On compatible when used with the relevant latch set & synchro linkage)
- Drawer sides
- Rear fixing brackets
- Legrabox cover caps
- Two front fixing brackets are required per drawer (Code: 17804 Blum Code: ZF7K7002)

Code	Finish	Depth	Weight Rating	Height
28701	Orion Grey	450mm	40kg	128.5mm
43821	Orion Grey	450mm	70kg	128.5mm
31378	Stainless Steel	450mm	40kg	128.5mm
28950	Stainless Steel	450mm	70kg	128.5mm



Legrabox Blumotion and Tip-On C-Height Drawers

Sets Include:

- Blumotion runners (Tip-On compatible when used with the relevant latch set & synchro linkage)
- Drawer sides
- Rear fixing brackets
- Legrabox cover caps
- Two front fixing brackets are required per drawer (Code: 99126 Blum Code: ZF7C7002)


Code	Finish	Depth	Weight Rating	Height
46928	Orion Grey	270mm	40kg	177mm
53682	Orion Grey	350mm	40kg	177mm
01988	Orion Grey	400mm	40kg	177mm
94264	Orion Grey	450mm	40kg	177mm
69645	Orion Grey	450mm	70kg	177mm
46426	Orion Grey	500mm	40kg	177mm
27471	Orion Grey	500mm	70kg	177mm
23413	Stainless Steel	270mm	40kg	177mm
66978	Stainless Steel	350mm	40kg	177mm
57311	Stainless Steel	400mm	40kg	177mm
77059	Stainless Steel	450mm	40kg	177mm
63394	Stainless Steel	450mm	70kg	177mm
12774	Stainless Steel	500mm	40kg	177mm
84604	Stainless Steel	500mm	70kg	177mm



Legrabox Blumotion and Tip-On F-Height Drawers

Sets Include:

- Blumotion runners (Tip-On compatible when used with the relevant latch set & synchro linkage)
- Drawer sides
- Rear fixing brackets
- Legrabox cover caps
- Two M height front fixing brackets (Code: 42151 Blum Code: ZF7M7002) and two C height front fixing brackets (Code: 99126 Blum Code: ZF7C7002) are required per drawer




Code	Finish	Depth	Weight Rating	Height
49599	Orion Grey	450mm	40kg	241mm
21834	Orion Grey	450mm	70kg	241mm
47101	Orion Grey	500mm	40kg	241mm
60802	Orion Grey	500mm	70kg	241mm
60233	Stainless Steel	450mm	40kg	241mm
96116	Stainless Steel	450mm	70kg	241mm
59633	Stainless Steel	500mm	40kg	241mm
89597	Stainless Steel	500mm	70kg	241mm

Legrabox Blumotion and Tip-On M-Height Sink Drawers

Legrabox sink drawers make more efficient use of kitchen storage space.

- Sets include all the Blum components required except front fixing brackets
- Blumotion runners (Tip-On compatible when used with the relevant latch set & synchro linkage)
- Four front fixing brackets are required per drawer (Code: 42151 Blum Code: ZF7M7002)
- MFC components are not included



Code	Finish	Depth	Weight Rating	Height
40146	Orion Grey	450mm	40kg	90.5mm
82074	Orion Grey	500mm	40kg	90.5mm
15147	Stainless Steel	450mm	40kg	90.5mm
81362	Stainless Steel	500mm	40kg	90.5mm

Legrabox Blumotion and Tip-On C-Height Sink Drawers

Legrabox sink drawers make more efficient use of kitchen storage space.

- Sets include all the Blum components required except front fixing brackets
- Blumotion runners (Tip-On compatible when used with the relevant latch set & synchro linkage)
- Two C height (Code: 99126 Blum Code: ZF7C7002) and two M height (Code: 42151 Blum Code: ZF7M7002) front fixing brackets are required per drawer
- MFC components are not included



Code	Finish	Depth	Weight Rating	Height
55597	Orion Grey	450mm	40kg	177mm
00741	Orion Grey	500mm	40kg	177mm
93998	Stainless Steel	450mm	40kg	177mm
66951	Stainless Steel	500mm	40kg	177mm



Legrabox Blumotion and Tip-On Unit and Latch Sets

See the images and PDF document at <https://www.hpponline.co.uk/cat/2522> to identify the unit that best suits your requirements.



Code	Nominal Length	Weight Range	Blum Part No
50504	270mm-300mm	10-20kg	T60L7140
28845	350mm-650mm	Less Than 20kg	T60L7340
08906	350mm-650mm	15-40kg	T60L7540
57643	350mm-650mm	35-70kg	T60L7570



Blumotion and Tip-On Synchronisation Linkage

Required if using the supplied Synchronisation Adapters. For cutting to size.

Code	Length	Blum Part No
29646	1400mm	T60.1125W



Blumotion and Tip-On Synchronisation Adapter

Spare adapters for use with the synchronisation linkage.

Code	Blum Part No
87656	T60.000D





Legrabox M-Height Pre-Assembled Drawers

Orion Grey. This product has a steel back so the width cannot be cut down.

- Ready made Legrabox
- Comes complete with a pair of Blumotion runners, front fixing brackets and screws

Code	Weight Rating	Cabinet Width
39402	40kg	300mm
77852	40kg	400mm
79932	40kg	450mm
25897	40kg	500mm
36222	40kg	600mm
12283	40kg	800mm
22254	40kg	900mm
89338	40kg	1000mm




Legrabox C-Height Pre-Assembled Drawers

Orion Grey. This product has a steel back so the width cannot be cut down.

- Ready made Legrabox
- Comes complete with a pair of Blumotion runners, front fixing brackets and screws

Code	Weight Rating	Cabinet Width
11589	40kg	300mm
64028	40kg	400mm
15370	40kg	450mm
99251	40kg	500mm
67476	40kg	600mm
47958	40kg	800mm
67910	40kg	900mm
79081	40kg	1000mm

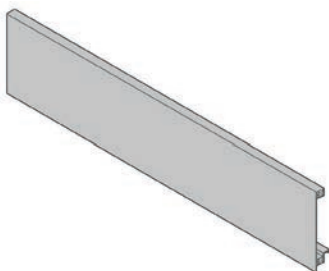


Legrabox M-Height Internal Drawer Fronts

- Pre-cut in the most common cabinet sizes
- Includes front fixing brackets and cross rail



Code	Width	Finish	Blum Part No
38745	300mm	Orion Grey	ZW7.250MOG
96007	400mm	Orion Grey	ZW7.350MOG
62650	450mm	Orion Grey	ZW7.400MOG
52218	500mm	Orion Grey	ZW7.450MOG
87221	600mm	Orion Grey	ZW7.550MOG
36294	800mm	Orion Grey	ZW7.750MOG
29885	900mm	Orion Grey	ZW7.850MOG
77269	1000mm	Orion Grey	ZW7.950MOG
37152	1200mm	Orion Grey	ZW7.1150MOG
80414	300mm	Stainless Steel	ZW7.250MELN2
91527	400mm	Stainless Steel	ZW7.350MELN2
64503	450mm	Stainless Steel	ZW7.400MELN2
49112	600mm	Stainless Steel	ZW7.550MELN2
45583	800mm	Stainless Steel	ZW7.750MELN2
63683	900mm	Stainless Steel	ZW7.850MELN2
25594	1000mm	Stainless Steel	ZW7.950MELN2
41057	1200mm	Stainless Steel	ZW7.1150MELN2



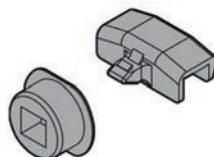
Legrabox M Height Inner Drawer Front Fixing Bracket

Code	Finish	Blum Part No
60384	Orion Grey	Z17.0MS00GM
82388	Stainless Steel	Z17.0M10I

Legrabox Front Piece for Inner Drawer

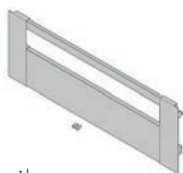
For cutting to size.

Code	Width	Finish	Blum Part No
28289	1200mm	Orion Grey	ZV7.1043C010GM
88091	1200mm	Stainless Steel	ZV7.1043C01ELN2



Legrabox Inner Drawer Front Handle with Latch and Housing

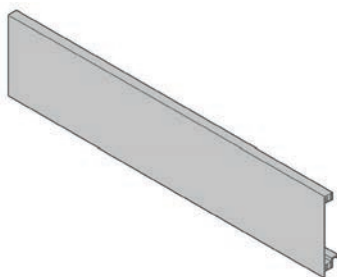
Code	Finish	Blum Part No
88155	Orion Grey	Z17.0M070G



Legrabox C Height Gallery Rail Internal Drawer Fronts

- Pre-cut in the most common cabinet sizes
- Includes front fixing brackets and cross rail
- For cabinets with 18mm end panels

Code	Width	Finish	Blum Part No
19148	300mm	Orion Grey	ZW7.250CROGM
15967	400mm	Orion Grey	ZW7.350CROGM
94442	450mm	Orion Grey	ZW7.400CROGM
36963	500mm	Orion Grey	ZW7.450CROGM
18603	600mm	Orion Grey	ZW7.550CROGM
07964	800mm	Orion Grey	ZW7.750CROGM
65310	900mm	Orion Grey	ZW7.850CROGM
45801	1000mm	Orion Grey	ZW7.950CROGM
82805	1200mm	Orion Grey	ZW7.1150CROGM
16893	300mm	Stainless Steel	ZW7.250CRELN2
80244	400mm	Stainless Steel	ZW7.350CRELN2
07751	450mm	Stainless Steel	ZW7.400CRELN2
47015	500mm	Stainless Steel	ZW7.450CRELN2
38249	600mm	Stainless Steel	ZW7.550CRELN2
89243	900mm	Stainless Steel	ZW7.850CRELN2
06943	1000mm	Stainless Steel	ZW7.950CRELN2
80719	1200mm	Stainless Steel	ZW7.1150CRELN2

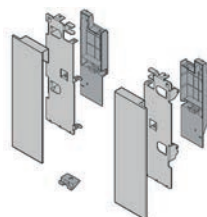


Legrabox Front Piece for Inner Drawer

For cutting to size.

Code	Width	Finish	Blum Part No
28289	1200mm	Orion Grey	ZV7.1043C01OGM
88091	1200mm	Stainless Steel	ZV7.1043C01ELN2

Legrabox C Height Cross Gallery Inner Drawer front Fixing Bracket



Code	Finish	Blum Part No
75387	Orion Grey	ZI7.3CS00GM
74451	Stainless Steel	ZI7.3CI0I

Legrabox Gallery Rail for Inner Drawer Front


For cutting to size.



Code	Width	Finish	Blum Part No
83136	1200mm	Orion Grey	ZR7.1080U0GM
94746	1200mm	Stainless Steel	ZR7.1080UELN2

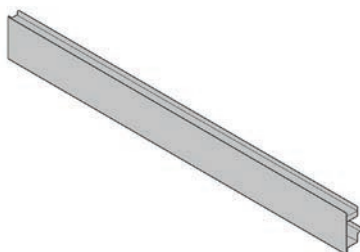


Legrabox C Height Design Element Internal Drawer Fronts



- Pre-cut in the most common cabinet sizes
- Includes front fixing brackets
- Glass design elements can be bought separately or another 10mm thick material can be used

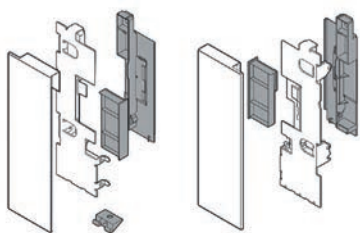
Code	Width	Blum Part No	Finish
47353	600mm	ZW7.550CNOGM	Orion Grey
32325	800mm	ZW7.750CNOGM	Orion Grey
17943	900mm	ZW7.850CNOGM	Orion Grey
55576	600mm	ZW7.550CNELN2	Stainless Steel
45392	800mm	ZW7.750CNELN2	Stainless Steel
89415	900mm	ZW7.850CNELN2	Stainless Steel



Legrabox Front Piece for Design Element Inner Drawer

For cutting to size.

Code	Finish	Width	Blum Part No
05432	Orion Grey	1200mm	ZV7.1043MN1OGM
30228	Stainless Steel	1200mm	ZV7.1043MN1ELN2

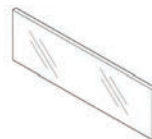


Legrabox C Height Design Element Inner Drawer front Fixing Bracket

Code	Finish	Blum Part No
35216	Orion Grey	Z17.2CSOOGM
41801	Stainless Steel	Z17.2CI01




Legrabox C Height Internal Drawer Design Elements



Glass design elements for use with C height
Legrabox internal drawer fronts.


Code	Width	Blum Part No
67025	600mm	ZE7W482GKL
01138	800mm	ZE7W682GKL
35674	900mm	ZE7W782GKL



Legrabox Bases

- Pre cut and routed bases for use with Legrabox
- Available in the most common cabinet widths
- Ready for use in a 450mm deep drawer or can be cut down in depth if required
- Must be used in conjunction with a steel back

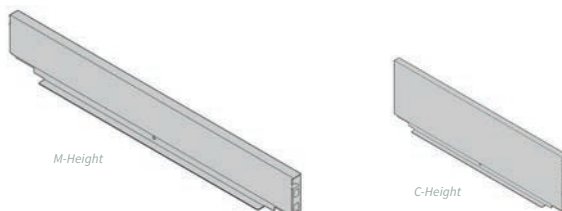
Code	Cabinet Width
98353	300mm
96588	400mm
03063	450mm
35155	500mm
74403	600mm
82231	800mm
32164	900mm
05506	1000mm



Legrabox Cutlery Inserts

- For use with 450mm deep Legrabox
- Grey finish which can be used with Orion Grey or Stainless Steel drawers

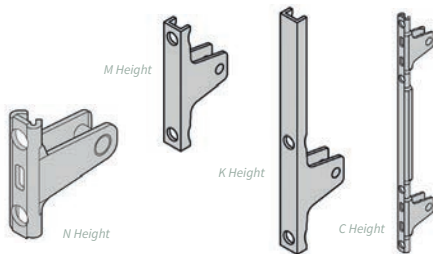
Code	Cabinet Width
44690	300mm
95523	400mm
82458	450mm
34238	500mm
67791	600mm
59014	800mm
23518	900mm
71446	1000mm



Legrabox Steel Backs

- A quick and easy way to add backs to Legrabox when used in standard sized cabinets
- Can be used with our pre-cut Legrabox bases



Code	Height	Cabinet Width	Finish	Blum Part No
56673	M	300mm	Orion Grey	ZB7M232SOGM
80982	M	400mm	Orion Grey	ZB7M332SOGM
61994	M	450mm	Orion Grey	ZB7M382SOGM
13954	M	500mm	Orion Grey	ZB7M432SOGM
22139	M	600mm	Orion Grey	ZB7M532SOGM
79559	M	800mm	Orion Grey	ZB7M732SOGM
79321	M	900mm	Orion Grey	ZB7M832SOGM
41009	M	1000mm	Orion Grey	ZB7M932SOGM
42171	M	1200mm	Orion Grey	ZB7M1132SOGM
75383	C	300mm	Orion Grey	ZB7C232SOGM
90486	C	400mm	Orion Grey	ZB7C332SOGM
02511	C	450mm	Orion Grey	ZB7C382SOGM
42948	C	500mm	Orion Grey	ZB7C432SOGM
03055	C	600mm	Orion Grey	ZB7C532SOGM
16527	C	800mm	Orion Grey	ZB7C732SOGM
30540	C	900mm	Orion Grey	ZB7C832SOGM
60962	C	1000mm	Orion Grey	ZB7C932SOGM
23216	C	1200mm	Orion Grey	ZB7C1132SOGM



Legrabox Front Fixing Brackets

- Two required per drawer
- F height drawers require two M height and two C height brackets

Code	Height	Blum Part No
73167	N	ZF7N7002
42151	M	ZF7M7002
17804	K	ZF7K7002
99126	C	ZF7C7002



Legrabox Non-Slip Drawer Mats

Agoform non-slip mats offer high convenience and added value for pull-outs, swing-out shelves and drawers in general.

- The slip-resistant surfaces safeguard objects from sliding about on opening and closing the drawers or when accessing the swivel shelves, as well as offering noise absorbing qualities.
- The material is high-grade synthetic rubber which meets the special quality standards of the kitchen industry (heat-resistant and food-safe) and moreover allows problem-free disposal.
- The Canvas adds a design element on account of its stylish, linen-style textured finish.

Code	Cabinet Width
95785	300mm
94178	400mm
74874	450mm
38693	500mm
40385	600mm
15106	700mm
73291	800mm
70146	900mm
16183	1000mm
27261	1200mm



Legrabox Side Stabilisation

Optional. For cutting to size. High weight and off-centre application of force when opening and closing can lead to tilting of the pull-out with over-wide cabinet elements. Side stabilisation equals out the one-sided movement and increases the stability of the pull-out.

Code	Length	Blum Part No
85514	450-650mm	ZS7M650LU



Legrabox AluLine Drawer Dividers

Aluminium kitchen drawer organiser:

- Made using high quality extruded aluminium
- Designed to fit 450mm deep drawers
- Available for all common drawer widths
- Exclusive to HPP
- **Please note: these dividers are not compatible with M height internal Legrabox drawers**

Code	Cabinet Width
25404	400mm
84919	450mm
91304	500mm
14538	600mm
10735	800mm
68909	1000mm




Ambia-Line for Cutlery

- Provides proper organisation for cutlery in M or K height Legrabox

Code	Width	Drawer Depth	Finish	Blum Part No
88724	300mm	450mm	Orion Grey	ZC7S450BS3OGM
95552	300mm	500mm	Orion Grey	ZC7S500BS3OGM



100mm Wide

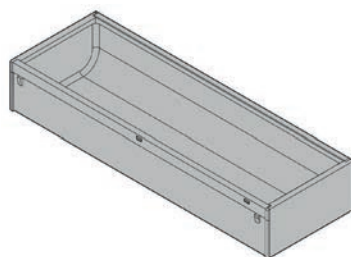


200mm Wide

Ambia-Line for Utensils

- Allows proper organisation of utensils in M and K height Legrabox
- 200mm wide units can also be used to house some Ambia-Line accessories

Code	Width	Drawer Depth	Finish	Blum Part No
02454	100mm	450mm	Orion Grey	ZC7S450RS1OGM
96495	200mm	450mm	Orion Grey	ZC7S450RS2OGM
47590	100mm	500mm	Orion Grey	ZC7S500RS1OGM
54583	200mm	500mm	Orion Grey	ZC7S500RS2OGM



Ambia-Line Cutlery Depth Extension

Adds 100mm to the depth of the cutlery insert for 450mm or 500mm deep drawers.


Code	Blum Part No
58554	ZC7S100AS3OGM



Ambia-Line for High Fronted Pull Outs

- For use with C and F height Legrabox
- Units are held in place magnetically
- Drawers with MFC backs can still be used by using the steel frame adaptor

Code	Width	Length	Finish	Blum Part No
00762	242mm	270mm	Orion Grey	ZC7S300RSUOGM
86048	218mm	400mm	Orion Grey	ZC7F400RSPOGM



Ambia-Line High Fronted Frame Adaptor

Allows high fronted steel frames to be fixed in drawers with an MFC back. C height, 217.5mm wide.


Code	Blum Part No
07066	ZC7A0P0COGM



Ambia-Line Film and Foil Dispenser

Can be used with 200mm wide utensil inserts.


Code	Width	Length	Finish	Blum Part No
28521	187mm	409mm	Orion Grey	ZC7C000



Ambia-Line Knife Holder

Can hold up to 9 knives. Must be used with a 200mm wide utensil insert.

Code	Width	Length	Finish	Blum Part No
36290	187mm	409mm	Orion Grey	ZC7M0200



Ambia-Line Spice Holder

Must be used with high fronted steel frame ZC7F400RSPOGM.

Code	Width	Length	Finish	Blum Part No
44023	200mm	356mm	Orion Grey	ZC7G0P0I



Ambia-Line Plate Holder

- Secure, efficient storage solution for full extension drawers
- Holds up to 12 plates without tipping or sliding
- Adjustable from 180-230mm

Code	Finish	Blum Part No
82879	Grey	ZC7T0350



Blum Space Tower

Instantly create more storage with Space Tower from Blum, a flexible storage innovation that can be tailored to optimise the area you have available.

- Every pull-out drawer can be opened fully and individually, ensuring organized and easy access. Even the items in the very back corner of the unit can be accessed easily from the left, right and front.
- Items are stored securely thanks to the high sides on the drawers ensuring nothing falls out, yet the transparent sides make it easy to locate what is needed.
- The superior strength of Blum components ensures that even heavy items are stored securely.
- Space Tower is available in various width options to suit individual storage space requirements.
- Space Tower is the ideal solution for smaller kitchens and bedrooms, as a large number of provisions can be stored, even with a small cabinet width.
- Precision Blum engineering means that drawers glide open smoothly with minimum effort, while Blumotion ensures silent and soft closing, every time.
- Pre-Assembled drawer units: simply install the drawer runners, hinge mounts & arms to the cabinet & door at the required spacing / height.
- Full kit contains: 1 x M height drawer, 2 x C height drawers with half height glass fronts & 2 x C height drawers with full height glass fronts, 5 x pairs of 40kg Legrabox Blumotion runners, 155° zero protrusion hinges, anti-slip matting, full installation instructions.

Code	Cabinet Width	Finish	Blum Part No
83556	300mm	Stainless Steel	780X50B0I.1M4C30UK.MINGL
83030	400mm	Stainless Steel	780X50B0I.1M4C40UK.MINGL
06186	500mm	Stainless Steel	780X50B0I.1M4C50UK.MINGL
34201	600mm	Stainless Steel	780X50B0I.1M4C60UK.MINGL



Full Glass Front Drawers x2



Half Glass Front Drawers x2




Blum Space Tower Slim

The Space Tower Slim offers an ingenious storage solution that requires just a 300mm wide gap.

- Featuring four preassembled drawers, each offering a 40kg carrying capacity, this compact solution boasts a sizeable capacity of 160kg when fitted with the included standard Legrabox drawer runners.
- finished in Orion Grey, with two half-height glass fronts and two with full-height glass fronts, Space Tower Slim ensures contents are highly visible.
- The Space Tower Slim aims to provide the ultimate space-saving storage, ideal for today's multifunctional kitchens and smaller, urban living spaces.
- Contains 4 x fully assembled drawers (250mm (w) x 445mm (d) x 180mm (h), runners and fixings.
- Cabinet not included.

Code	Cabinet Width	Finish	Drawer Rating
56819	300mm	Orion Grey	40kg




Metabox N-Height

Two N-Height front fixing brackets are required per drawer. MFC components not included.

- Ideal for the storage of flat items such as place mats

Code	Depth	Height	Finish	Blum Part No
66390	400mm	54mm	Cream	320N4000C
71185	450mm	54mm	Cream	320N4500C



Metabox M-Height

Two Standard Metabox front fixing brackets are required per drawer. MFC components not included.

- Ideal for the storage of items such as cutlery and utensils

Code	Depth	Extension	Height	Finish	Blum Part No
16988	270mm	Single	86mm	Cream	320M2700C
76695	350mm	Single	86mm	Cream	320M3500C
20410	400mm	Single	86mm	Cream	320M4000C
35832	450mm	Single	86mm	Cream	320M4500C
43913	500mm	Single	86mm	Cream	320M5000C



Metabox K-Height

Two Metabox front fixing brackets are required per drawer. MFC components not included.

- Ideal for the storage of items such as crockery
- 25kg max carrying capacity

Code	Depth	Height	Finish	Blum Part No
12707	400mm	118mm	Cream	320K4000C
97377	450mm	118mm	Cream	320K4500C



Metabox H-Height

Two Metabox front fixing brackets are required per drawer. MFC components not included.

- Ideal for the storage of items such as pans, crockery and provisions
- 25kg max carrying capacity

Code	Depth	Height	Finish	Blum Part No
77533	350mm	150mm	Cream	320H3500C
37452	400mm	150mm	Cream	320H4000C
37442	450mm	150mm	Cream	320H4500C
32790	500mm	150mm	Cream	320H5000C



Screw-on left hand



Screw-on right hand



Knock-in left hand



Knock-in right hand

Metabox Standard Front Fixing Brackets

Front fixing brackets for use with all Metabox except N-Height.

Code	Fixing	Hand	Finish	Blum Part No
14216	Screw-on	Left	Stainless Steel	ZSF.1700L
93865	Screw-on	Right	Stainless Steel	ZSF.1700R
12735	Knock-in	Left	Stainless Steel	ZSF.1800L
67906	Knock-in	Right	Stainless Steel	ZSF.1800R



Screw-on,
Left



Screw-on,
Right



Knock-in,
Left

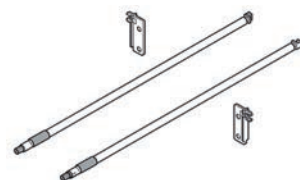


Knock-in,
Right

Metabox N-Height Front Fixing Brackets

Front fixing brackets for use with N-Height Metabox.

Code	Fixing	Hand	Blum Part No
43156	Knock-in	Left	ZSF.1610.05FRO
73074	Knock-in	Right	ZSF.1610.04FRO
35941	Screw-on	Left	ZSF.151.05L
31963	Screw-on	Right	ZSF.151.04R



Metabox Gallery Rail

- Designed for use with a 450mm deep Metabox
- Raises the sides to create a pan drawer
- Set includes two rails and back brackets

Code	Finish	Blum Part No
78269	Cream	ZRE.421S.ID



Metabox Cover Caps

Plain Cover Caps suitable for ZSF.1700 & ZSF.1800.


Code	Finish	Blum Part No
02278	Cream	ZAA.3500



Metabox Hanging File System

Designed for use with either Tandembox or Metabox. Allows the drawer to be used as a hanging file system. Nominal length 350mm to 550mm. Cabinet width 300mm to 600mm.

Code	Finish	Blum Part No
45489	Cream	ZRM.5500
72725	Grey	ZRM.5500G



Metabox Soft Close

Allows soft close to be added to a Metabox, includes mechanism and catch.

Code	Blum Part No
37374	Z70.0320



INDAmatic Soft Close

Allows soft close to be added to Metabox. Includes soft close unit and catch. 20kg capacity. Replaces the RCAT25.


Code	Blum Part No
28378	



Metabox Jig

Using the MINIFIX runner jig, the runners are attached squarely to the cabinet.

Code	Blum Part No
95944	65.33000



Blum Pull-Out Shelf Lock

Create additional flexible worktop and shelf space. Pull-out shelves are locked in position exactly where they are needed, be it in the kitchen, bathroom, living room or utility room.

- For use with MOVENTO or TANDEM full extension runners (available separately)
- Can be combined with TIP-ON BLUMOTION
- Two sided locking mechanism
- Synchronisation shaft allows unlocking with one hand



Pull-Out Shelf Lock

The pull-out shelf lock can be released with just one finger. Thanks to the synchronisation feature (using shaft ZST.1160W), the shelf lock only needs to be released on one side.

Code	Blum Part No
65199	295H5700



Pull-Out Shelf Synchronisation Shaft

Code	Type	Blum Part No
62589	Shaft	ZST.1160W



Flat Pack Oak MFC Drawers, 85mm Height

- Manufactured by HPP
- Supplied flatpacked & individually boxed
- ABS edging
- Cam and dowel fixings
- Solid 15mm rebated bases
- Solid 15mm MFC construction
- Matching MFC & edging available
- Blum Soft close single extension runners 551H4101B (hook & peg fixing)


Code	Cabinet Width
06678	300mm
83797	400mm
82650	450mm
86453	500mm
70720	600mm
55636	800mm
83513	900mm
23961	1000mm



Flat Pack Oak MFC Drawers, 150mm Height

- Manufactured by HPP
- Supplied flatpacked & individually boxed
- ABS edging
- Cam and dowel fixings
- Solid 15mm rebated bases
- Solid 15mm MFC construction
- Matching MFC & edging available
- Blum Soft close single extension runners 551H4101B (hook & peg fixing)

Code	Cabinet Width
18669	300mm
30996	400mm
57822	450mm
11353	500mm
79781	600mm
72801	800mm
92588	900mm
06907	1000mm

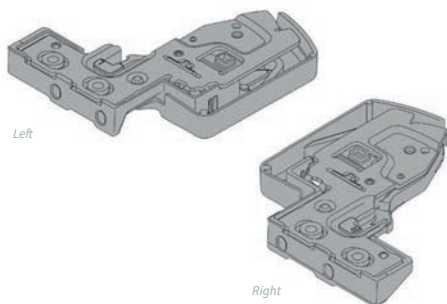


Movento Blumotion S Runners

One solution - three technologies. Blumotion S runners offer the flexibility to implement multiple motion technologies with only one runner.


- The runner can be used for three motion technologies: Servo-Drive, Blumotion and Tip-On Blumotion
- Integrated, switchable Blumotion S for a silent and effortless closing action
- The dampening path will be automatically adapted to the respective motion technology

Code	Length	Weight Rating	Blum Part No
79568	250mm	40kg	760H2500S
12751	270mm	40kg	760H2700S
35407	300mm	40kg	760H3000S
86376	350mm	40kg	760H3500S
30953	400mm	40kg	760H4000S
67183	450mm	40kg	760H4500S
36851	500mm	40kg	760H5000S
12641	550mm	40kg	760H5500S
62531	450mm	70kg	766H4500S
89750	500mm	70kg	766H5000S
00467	550mm	70kg	766H5500S
00209	600mm	70kg	766H6000S
07398	650mm	70kg	766H6500S
89796	700mm	70kg	766H7000S
36134	750mm	70kg	766H7500S



Movento Front Fixing Brackets

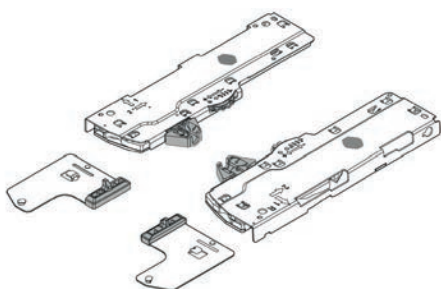
Code	Hand	Blum Part No
57844	Left	T51.7601L
35377	Right	T51.7601R



Movento Depth Adjustment

- For use on inset applications


Code	Hand	Blum Part No
29047	Left	298.7601L
87683	Right	298.7601R



Tip-On Blumotion Unit and Latch Sets

See the images and PDF document at <https://www.hpponline.co.uk/cat/1022> to identify the unit that best suits your requirements.

Code	Nominal Length	Weight Range	Blum Part No
50504	270mm-300mm	10-20kg	T60L7140
28845	350mm-650mm	Less Than 20kg	T60L7340
08906	350mm-650mm	15-40kg	T60L7540
57643	350mm-650mm	35-70kg	T60L7570



Tip-On Blumotion Synchronisation Adapter

Spare adapters for use with the synchronisation linkage.


Code	Blum Part No
87656	T60.000D



Movento Side Stabilisation

Optional, provides side stabilisation which may be needed for wide drawers with a short length. For cutting to size.

Code	Length	Blum Part No
25883	up to 750mm	ZS7M750MU



Tip-On Blumotion Synchronisation Linkage

For cutting to size.

Code	Length	Blum Part No
29646	1400mm	T60.1125W

Full Extension Tandem Runners with Blumotion

- For wooden drawers and pull-outs
- Concealed runner technology
- Does not detract from the natural look of drawers
- Integrated Blumotion soft close
- Left and right hand front fixing bracket required per drawer
- 50kg runners should be used on pan drawers over 600mm wide




Code	Runner length	Weight rating	Blum Part No
25164	270mm	30kg	560H2700B
69729	300mm	30kg	560H3000B
17206	350mm	30kg	560H3500B
86128	400mm	30kg	560H4000B
67843	450mm	30kg	560H4500B
78779	500mm	30kg	560H5000B
41337	550mm	30kg	560H5500B
36896	450mm	50kg	566H4500B
29428	500mm	50kg	566H5000B
14150	550mm	50kg	566H5500B

Full Extension Tandem Runners with Blumotion 17-19mm Panel Thickness

- Runner for wooden drawers with a panel thickness of 17-19mm
- Concealed Tandem full extension with integrated Blumotion for silent and effortless closing action
- Suitable for use with Servo-Drive the electrical opening support system
- Low-friction cylindrical rollers ensure a feather-light glide
- Tool-free height adjustment via a locking device
- Tool-free integrated front tilt adjustment
- Built-in width and depth tolerance compensation




Code	Runner length	Weight rating	Blum Part No
27327	350mm	30kg	560F3500B
76700	400mm	30kg	560F4000B
48880	450mm	30kg	560F4500B
98765	500mm	30kg	560F5000B



Full Extension Tandem Runners

- For use with Tip-On, non Blumotion
- Concealed runner technology
- Does not detract from the natural look of drawers
- Left and right hand front fixing bracket required per drawer

Code	Runner length	Weight rating	Blum Part No
14146	270mm	30kg	560H2700C
51295	350mm	30kg	560H3500C
45051	400mm	30kg	560H4000C
93985	450mm	30kg	560H4500C



Tip-On for Tandem Runners

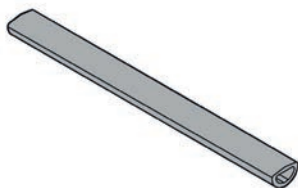
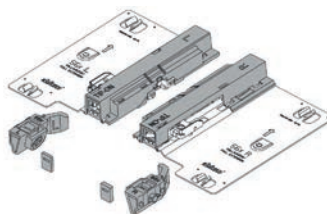
- Tip-On for Tandem allows handle-less furniture
- Non Blumotion runners
- Just a light touch of the front opens drawers and pull-outs effortlessly
- Tip-On for Tandem Runners Adapter & Left and right hand front fixing bracket required per drawer

Code	Runner length	Weight rating	Blum Part No
14146	270mm	30kg	560H2700C
51295	350mm	30kg	560H3500C
45051	400mm	30kg	560H4000C
93985	450mm	30kg	560H4500C

Tip-On for Tandem Runners Adapter

For use in conjunction with compatible Tandem runners.


Code	Blum Part No
02065	T55.7150



Tip-On Synchronisation Linkage

Synchronisation linkage for drawers up to 1200mm. Requires Pinion Set T55.000R.

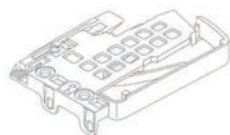
Code	Blum Part No
62271	T55.889W



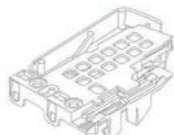
Tip-On Synchronisation Pinion

Required for use with T55.889W Tip-On Synchronisation Linkage. Two pinions required per drawer

Code	Blum Part No
75783	T55.000R



Left Hand Bracket

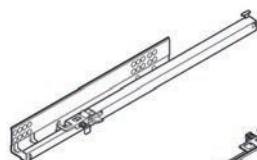


Right Hand Bracket

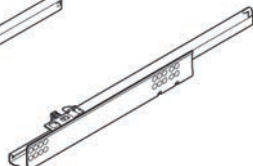
Tandem Runner Front Fixing Brackets

- For use with 560H and 566H Tandem runners

Code	Hand	Blum Part No
16106	Left	T51.1700.04L
52784	Right	T51.1700.04R



Left Hand



Right Hand

Single Extension Tandem Runners (Hook and Peg)

- For wooden drawers and pull-outs
- Concealed runner technology
- Does not detract from the natural look of drawers

Code	Hand	Runner length	Weight rating	Blum Part No
17535	Left	310mm	30kg	551H3101BL
91417	Right	310mm	30kg	551H3101BR
99953	Left	410mm	30kg	551H4101BL
81680	Right	410mm	30kg	551H4101BR



INDAmatic Soft Close

Allows soft close to be added to bottom fixed roller runners. Includes soft close unit and catch. 20kg capacity. Replaces the RCAT25.

Code	Blum Part No
87212	295.1000



Single Extension Tandem Runners with Blumotion

- For wooden drawers and pull-outs
- Concealed runner technology with Blumotion
- Does not detract from the natural look of drawers

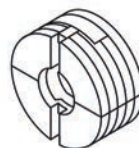
Code	Runner length	Weight rating	Blum Part No
61356	270mm	30kg	550H2700B
92546	300mm	30kg	550H3000B
57070	350mm	30kg	550H3500B
57456	400mm	30kg	550H4000B
45989	450mm	30kg	550H4500B
46021	500mm	30kg	550H5000B
19180	550mm	30kg	550H5500B



Bottom Fixed Runners

- Simple four piece runner set - can be used with melamine or wooden drawer boxes
- Guided on one side only for lateral stability
- Unique Blumatic self-close feature



Code	Finish	Runner length	Blum Part No
25845	Cream	250mm	230M2500
17388	Cream	300mm	230M3000
19261	Cream	350mm	230M3500
92474	Cream	400mm	230M4000
35431	Cream	450mm	230M4500
55114	Cream	500mm	230M5000
24817	Cream	550mm	230M5500
86386	Cream	600mm	230M6000



Blum Front Adjuster

- Knock-in Front Adjuster for wooden drawer boxes
- Fixes within the drawer front (requires a 20mm diameter / 10mm depth aperture) to allow for ± 2 mm of lateral & vertical movement
- Requires a M4x20 screw

Code	Blum Part No
44616	295.1000



Servo-Drive Uno

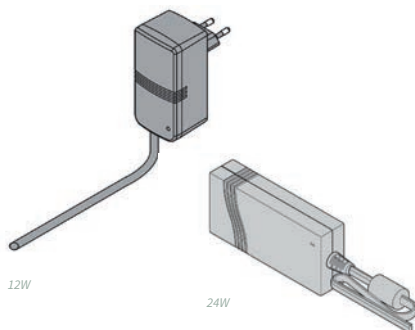
The Servo-Drive Uno is designed for bottom-mounted waste bin pull-outs, so they open automatically at a single touch. Fronts stay clean and the waste goes in the bin. Units are pre-assembled for an easy fit, no measuring or drilling is required.

Code	Blum Part No
43428	Z10NA30BA

Servo-Drive Flex

Servo-Drive Flex, for the electrical opening of handle-less, standard built-in refrigerators, combination fridge/freezers, freezers and dishwashers. Requires 12W (Z10NA30BAF) or 24W (Z10NE030A) transformer as applicable (sold separately).

Code	Blum Part No
20667	Z10C500A

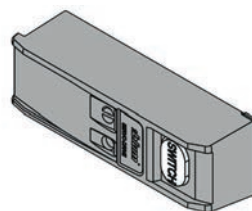


Servo-Drive Flex Driver Transformers

Servo-Drive Flex transformers required for Servo-Drive Flex unit Z10C500A.

- Z10NA30BAF (12W version) is suitable for a single Servo-Drive unit
- Z10NE030A (24W version) is required when using more than one Servo-Drive unit

Code	Type	Blum Part No
22371	12W Transformer	Z10NA30BAF
69281	24W Transformer	Z10NE030A



Servo-Drive Flex Wireless Receiver

For use with Z10C500A.

Code	Blum Part No
70564	Z10C5007

Servo-Drive Kits

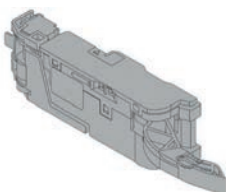
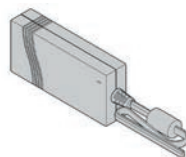
To make life easier, instead of having to order individual components we have put together Servo-Drive kits for the most common applications. Simply contact us and quote the relevant code for more information:

- 1 drawer pack - SERV01
- 2 drawer pack - SERV02
- 3 drawer pack - SERV03
- 4 drawer pack - SERV04
- 5 drawer pack - SERV05



Servo-Drive Transformer

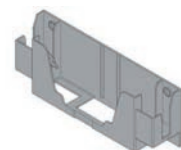
Code	Type	Blum Part No
69281	24W Transformer	Z10NE030A



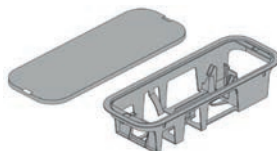
Servo-Drive Driver Unit

The drive unit opens the drawer and is used in all Servo-Drive applications.

Code	Blum Part No
60226	Z10A3000



Side Mount



Base Mount



Servo-Drive Transformer Housings

For sinking a transformer into a cabinet base, or side mounting a transformer.

Code	Type	Blum Part No
11397	Base (Sunk) Mounted Housing	Z10NG000
77561	Side Mounted Housing	Z10NG120



Servo-Drive Distance Bumper

The Blum distance bumper creates and maintains the required trigger path of 2 mm. Two are required per Servo-Drive drawer.

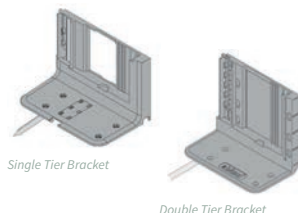
Code	Diameter	Blum Part No
92044	8mm	993.0830.01



Servo-Drive Bracket Profile

Cut to size for a 720mm cabinet, complete with pre-attached cables.

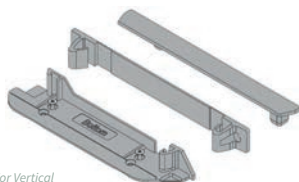
Code	Blum Part No
53193	Z10T670AA



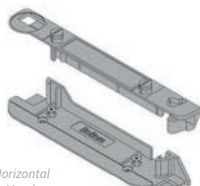
Servo-Drive Drive Unit Brackets

Complete with 80cm of cable.

Code	Type	Blum Part No
93277	Single Tier	Z10D0311
65163	Double Tier	Z10D7201



For Vertical
Cross Members



For Horizontal
Cross Members

Servo-Drive Bracket Profile Attachments

For use in cabinets with vertical or horizontal cross members.

Code	Type	Blum Part No
81911	Vertical Cross Members	Z10D01EA
12130	Horizontal Cross Members	Z10D0E0

Servo-Drive Cable Clip

Self adhesive clip for keeping distribution cable safe and tidy.

Code	Blum Part No
70860	Z10K0009



Servo-Drive Distribution Cable

Can be used as a distribution, bracket profile or communication cable. Includes five end caps.

Code	Length	Blum Part No
66210	8mtr	Z10K800AE



Servo-Drive Power Cord

Code	Type	Blum Part No
45550	2mtr Power Cord	Z10M200B



Servo-Drive Synchronisation Cables

Two drive units that are supposed to be open simultaneously must be connected using a synchronisation cable.

Code	Length	Blum Part No
83906	8cm	Z10K008S
10949	160cm	Z10K160S



Servo-Drive Cable Connecting Node

Includes two end caps.

Code	Blum Part No
43699	Z10V100E



Servo-Drive Front Stabilising Bracket

Code	Blum Part No
83927	Z96.10E1



Servo-Drive Jig for Distance Bumper


Code	Blum Part No
22242	ZML.1090



Servo-Drive Jig for Bracket Profile

Code	Blum Part No
58323	ZML.1150


blum Onyx Black Clip Top Hinges



Blum Onyx Black Clip Top Blumotion Hinges

Dark furniture radiates sleek elegance, so it makes sense to discreetly complement such pieces with equally elegant hinges in Onyx Black. Blum's range of hinges in Onyx Black create visual impact. They give a greater scope for designing fine furniture without compromising on form. Even when used on light-coloured furniture and cabinets, Onyx Black hinges and components provide a welcome contrast to the industry standard nickel-coloured options. Onyx Black hinges offer a high-class option, whilst retaining the features of the Clip-Top Blumotion range:

- Cabinet doors close silently and effortlessly with integrated Blumotion
- 3-dimensional adjustment
- Tool-free door-to-carcase assembly and removal
- Please note: when using with Bevelled edge doors (i.e. Oslo, Milano etc.) the Blum spacer (18308) could be required



Blum Onyx Black Clip Top Hinges With Blumotion

Code	Opening	Boss	Overlay	Blum Part No
58581	110	Screw on	Full	71B3550.ONS
49706	110	Knock-in	Full	71B3580.ONS
21618	110	Inserta	Full	71B3590.ONS
62959	110	Screw on	Half	71B3650.ONS
85219	110	Screw on	Inset	71B3750.ONS

Blum Onyx Black 95° Clip Top Hinge, Built-In Blumotion for Profile/Thick Doors

For use with profile / thick doors.

Code	Opening	Boss	Overlay	Blum Part No
62611	95	Screw on	Full	71B9550.ONYXBLACK
33161	95	Screw on	Inset	71B9750.ONS



Blum Onyx Black 110° Clip Top Hinge, Built-In Blumotion for Thin Doors

For use with thin doors.

Code	Opening	Boss	Overlay	Blum Part No
86213	110	Expando-T	All	71B453T.ONS



Blum Onyx Black 95° Clip Top Hinge with Built in Blumotion

Blind corner inset hinge.

Code	Opening	Boss	Overlay	Blum Part No
10584	95	Screw on	Inset	79B9550.ONS




Blum Onyx Black 155° Zero Protrusion Clip Top Hinge with Built-In Blumotion

Code	Opening	Boss	Overlay	Blum Part No
75585	155	Screw on	Full	71B7550.ONS



Blum Onyx Black 0mm Cruciform Cam Mounting Plate with Split Dowels and Screws

Code	Height	Blum Part No
29925	0mm	174H7100E.ONS



Blum Onyx Black 0mm Steel Horizontal Cam Mounting Plate

Code	Height	Blum Part No
13991	0mm	177H3100.ONS



Blum Onyx Black Aventos HK-XS Mounting Plate

Code	Height	Blum Part No
97410	0mm	175H3100.ONYXBLACK



Blum Onyx Black 110 Degree Clip Top Boss Cover Cap

Code	Type	Blum Part No
30103	Onyx Black	70T3504.ONS



Blum Onyx Black Hinge Cover Caps

Code	Type	Blum Part No
22798	Onyx Black	70.1503.ONS
06888	Onyx Black - For cranked arm	70.1663.ONYXBLACK



107°-screw on-full overlay



110°-screw on-full overlay



110°-screw on-half overlay



110°-screw on-inset overlay



110°-knock in-full overlay



110°-Expando-full overlay

Blum Clip Top Hinges With Blumotion

Cabinet doors close silently and effortlessly with Clip-Top Blumotion

- Integrated Blumotion soft close
- Soft close can be deactivated
- 3-dimensional adjustment
- Tool-free door-to-carcase assembly and removal
- Please note: when using with Bevelled edge doors (i.e. Oslo, Milano etc.) the Blum spacer (18308) could be required

Code	Opening	Boss	Overlay	Blum Part No
26042	107	Screw-On	Full	75B1550
82864	110	Screw on	Full	71B3550
66129	110	Screw on	Half	71B3650
02408	110	Screw on	Inset	71B3750
77455	110	Knock-in	Full	71B3580
70266	110	Expando	Full	71B358E



Blum Clip Top Boss Cover Cap

Boss cover cap for use with integrated Blumotion Clip Top hinges.

Code	Type	Blum Part No
06266	Nickel	70T3504



Blum Clip Top Arm Cover Cap

Stamped with the Blum logo for use with 107, 110 and 120 degree clip top hinges. Personalisation with your company logo is available on orders over 1000.

Code	Type	Blum Part No
62180	Nickel	70.1503



Blum Spacer for Clip Top Hinge

For use with doors in certain styles where the bevelled edge will not allow for full depth drilling of the boss hole.

Code	Blum Part No
18308	70T3507.21



Blum Opening Angle Stop

Opening angle stop for 110° hinge, limits hinge opening to 86°.

Code	Blum Part No
89871	70T3553



95° Screw-on Inset



107° Screw-on Full



107° Screw-on Inset



110° Screw-on Full



170° Screw-on Full



170° Screw-on Dual Application



170° Exando Full

Blum Standard Clip Top

WARNING: If you are using the 170° hinge in furniture that can be accessed by small children it should be noted that it is possible for small fingers to get in-between the working mechanism of the hinge. In these cases a 155° zero protrusion hinge could be used as an alternative or all relevant doors should be fitted with child safety latches. This warning should be passed on to subsequent users of the product.

- All metal hinge
- 3-dimensional adjustment

Code	Opening	Boss	Overlay	Blum Part No
42999	95	Screw On	Inset	71T9750
62715	107	Screw on	Full	75T1550
93773	107	Screw on	Inset	75T1750
11141	110	Screw on	Full	71T3550
57494	110	Screw on - Unsprung	Full	70T3550.TL
89419	170	Screw on	Full	71T6550
25575	170	Screw on	Dual Application	71T6650
05453	170	Expanado	Full	71T658E



Blum Clip Top 110° Boss Cover Cap

Boss cover cap for use with integrated Blumotion/110 degree Clip Top hinges

Code	Type	Blum Part No
06266	Nickel	70T3504

Blum Clip Top Arm Cover Cap

Stamped with the Blum logo for use with 107, 110 and 120 degree clip top hinges. Personalisation with your company logo is available on orders over 1000.

Code	Type	Blum Part No
62180	Nickel	70.1503
22798	Onyx Black	70.1503.ONS



Blum Clip Top Boss Cover Cap

For use with all non integrated Blumotion Clip and Clip Top hinges, except 110, 170 degree and zero protrusion.

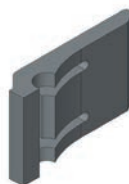
Code	Type	Blum Part No
81293	Nickel	70T1504



Blum Clip Top Arm Cover Cap

For use with 170 degree Clip Top hinge.

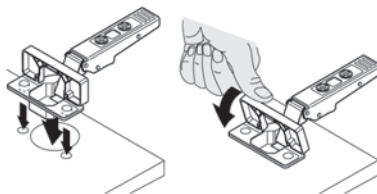
Code	Blum Part No
20795	80.6507



Blum Opening Angle Stop

Opening angle stop for 107° hinge, limits hinge opening to 86°.

Code	Blum Part No
34580	74.1103



107° opening



110° opening



170° opening

Blum Clip Top Inserta

Inserta Hinges install without screws. The cover on the hinge cup acts as a lever, expanding an anchoring device which secures the hinge into pre-drilled recesses. **WARNING:** If you are using the 170° hinge in furniture that can be accessed by small children it should be noted that it is possible for small fingers to get in-between the working mechanism of the hinge. In these cases a 155° zero protrusion hinge could be used as an alternative or all relevant doors should be fitted with child safety latches. This warning should be passed on to subsequent users of the product.

Code	Opening	Boss	Overlay	Blum Part No
65649	107	Inserta	Full	75T1590B
98071	110	Inserta	Full	71B3590
57855	170	Inserta	Full	71T6540B



Blum Clip Top Arm Cover Cap

Stamped with the Blum logo for use with 107, 110 and 120 degree clip top hinges. Personalisation with your company logo is available on orders over 1000.

Code	Type	Blum Part No
62180	Nickel	70.1503



Blum Clip Top Arm Cover Cap

For use with 170 degree Clip Top hinge.

Code	Blum Part No
20795	80.6507



Blum -15° Clip Top Angled Hinge
Standard with Built-In Blumotion

Code	Opening	Boss	Overlay	Blum Part No
32052	110	Screw on	Full	79B3453



Blum +30° Angled Clip Top Hinge

Code	Opening	Boss	Overlay	Blum Part No
49795	95	Screw on	Full	79A9556.T



Blum +30° Clip Top Angled Hinge,
Overlay with Built-In Blumotion

Code	Opening	Boss	Overlay	Blum Part No
16080	95	Screw on	Full	79B9556



Blum -45° Clip Top Angled Hinge Full
Overlay with Built-In Blumotion

Code	Opening	Boss	Overlay	Blum Part No
30051	110	Inserta	Full	79B3490



Blum -45° Angled Clip Top Hinge

Code	Opening	Boss	Overlay	Blum Part No
15357	110	Screw on	Full	79A5450T



Blum +45° Clip Top Angled Hinge
with Built-In Blumotion

Cross corner hinge.

Code	Opening	Boss	Overlay	Blum Part No
72281	110	Screw on	Full	79B3558



Blum +45° Angled Clip Top Hinge

Cross corner hinge.

Code	Opening	Boss	Overlay	Blum Part No
46528	110	Screw on	Full	79T5550



Blum +45° Clip Top Hinge, Full Overlay, Screw-On Boss

Cross corner hinge.

Code	Opening	Boss	Overlay	Blum Part No
52625	95	Screw on	Full	79A9458T



Blum +45° Clip Top Hinge, Half Overlay, Screw-On Boss

Cross corner hinge.

Code	Opening	Boss	Overlay	Blum Part No
62326	95	Screw on	Half	79A9658T



Blum +45° Clip Top Hinge, Full Overlay, Unsprung, Screw-On Boss

With free movement for TIP-ON applications.

Code	Opening	Boss	Blum Part No
73269	110	Screw on	78T5550



Blum 60° Clip Top Bi-Fold Hinge

For corner cabinets with bi-fold doors. For use in combination with 170° hinge. This hinge requires special drilling which is not offered as part of our hinge hole drilling service.

Code	Opening	Boss	Blum Part No
90585	60	Screw on	79T8500



Blum 95° Clip Top Hinge with Built-In Blumotion

For blind corner inset applications.

Code	Opening	Boss	Finish	Overlay	Blum Part No
00114	95	Screw on	Nickel	Inset	79B9550



79T9550



79B9950 with Blumotion

Blum 95° Screw-On Blind Corner Hinges

For blind corner overlay applications.

Code	Opening	Boss	Blumotion	Blum Part No
32423	95	Screw on	No	79T9550
06669	95	Screw on	Yes	79B9950



Blum 95° Clip Top Profile Hinge, Overlay, Unsprung for Blumotion, Screw-on

Code	Opening	Boss	Finish	Overlay	Blum Part No
69313	95	Screw on	Nickel	Full	70T9550.TL



Full Overlay



Inset Application

Blum 95° Clip Top Hinge for Profile/Thick Doors

For use with profile / thick doors.

Code	Opening	Boss	Blumotion	Overlay	Blum Part No
51599	95	Screw on	No	Full	71T9550
06179	95	Screw on	Yes	Full	71B9550
31386	95	Screw on	Yes	Inset	71B9750



Blum 110° Clip Top Hinge, Built-In Blumotion for Thin Doors

For use with thin doors

Code	Opening	Boss	Overlay	Blum Part No
67661	110	Expando-T	Full	71B453T



Blum 125° Zero Protrusion Clip Top Hinge

For use with profile / thick doors.

Code	Opening	Boss	Overlay	Blum Part No
03072	125	Screw on	Full	71B7550D



Blum 155° Zero Protrusion Clip Top Hinge

For use in cabinets with inner drawers or pull outs.

Code	Opening	Boss	Overlay	Blum Part No
38917	155	Screw on	Full	71T7550



Blum 155° Zero Protrusion Clip Top Hinge with Built-In Blumotion

For use in cabinets with inner drawers or pull outs.

Code	Opening	Boss	Finish	Overlay	Blum Part No
97828	155	Screw on	Nickel	Full	71B7550



Blum 155° Zero Protrusion Clip Top Hinge with Free Movement for TIP-ON

With free movement for TIP-ON.

Code	Opening	Boss	Overlay	Blum Part No
38266	155	Screw on	Full	70T7550.TL



71M2550



71M2750



71M2580



71M2650



71M258E

Blum Clip Hinges

- All metal hinge, nickel plated
- 100 degree opening angle
- Door closing mechanism (sprung)
- Tool-free door-to-carcase assembly and removal
- The hinge attaches with an audible click and is released by a concealed lever allowing easy door removal
- 3-dimensional adjustment (with suitable mounting plate)

Code	Opening	Boss	Overlay	Blum Part No
23701	100	Screw on	Full	71M2550
96217	100	Screw on	Inset	71M2750
73995	100	Knock in- dowelled	Full	71M2580
02195	100	Screw-On	Half	71M2650
26424	100	Expando	Full	71M258E



Blum Hinge Boss Cover Cap in Nickel

For use with all non integrated Blumotion Clip Top hinges, except 170 degree and zero protrusion.

Code	Blum Part No
81293	70T1504



Blum 100 Degree Hinge Cover Cap with Logo

For use with 100 degree Clip and Modul hinges. Personalisation with your company logo available on orders over 1000.

Code	Blum Part No
69489	90M2503.BP



0mm Height

3mm Height

Blum Height Adjustable Clip Backplates

- Nickel plated steel

Code	Height	Blum Part No
29534	0mm	173L6100
05997	3mm	173L6130



0mm Height

3mm Height

Blum Height Adjustable Clip Backplates with Euro Screws

- Nickel plated steel

Code	Height	Blum Part No
35135	0mm	173L8100
78555	3mm	173L8130



0mm Height

3mm Height

Blum Cam Adjustable Clip Backplates

- Nickel plated steel

Code	Height	Blum Part No
91087	0mm	173H7100
91465	3mm	173H7130




0mm Height

3mm Height

Blum Two Part Height Adjustable Backplates

- Nickel plated steel

Code	Height	Blum Part No
99092	0mm	175H7100
25537	3mm	175H7130



Blum Two Part Height Adjustable Backplates for Euro Screws

- Nickel plated steel

Code	Height	Blum Part No
09327	0mm	175H9100



Blum Height Adjustable Clip Backplates with Dowels

- Nickel plated steel

Code	Height	Blum Part No
81490	0mm	174E6100
63953	3mm	174E6130.01



Blum Cam Adjustable Clip Backplates with Dowels

- Nickel plated steel

Code	Height	Blum Part No
39395	0mm	174H7100E



Blum Horizontal Height Adjustable Clip Backplate

Code	Height	Blum Part No
36242	0mm	175H5400

Blum 0mm Zinc Horizontal Cam Mounting Plate

Code	Height	Blum Part No
63199	0mm	177H5100



9mm



18mm

Blum Spaced Clip Backplate

- For use with In-Frame door systems
- Nickel plated steel

Code	Height	Blum Part No
96886	9mm	175H7190
97695	18mm	175H9190.22



Screw-On



Knock-In



Expando



Pre-Mounted Screws

Blum 0mm Steel Horizontal Cam Mounting Plate

Code	Type	Blum Part No
80875	Screw-On	175H3100
14461	Knock-In	177H3100
86885	Expando	177H3100E
96813	Pre-Mounted Screws	175H4100



-5° spacer



+5° spacer

Blum Clip Angled Spacers

Can be used with standard hinges for angled applications.

Code	Opening	Blum Part No
01174	-5°	171A5500
34726	+5°	171A5040



Blum TIP-ON Mechanism Sets

- Short piston: For overlay doors up to approx. 1300mm in height.
- Long piston: For overlay doors starting from approx. 1300mm in height or inset doors.
- For unsprung hinges
- Adjustment from + 4.0/- 1.0mm
- Sets include glue-on and screw-on catch plates

Code	Blum Part No
72312	956.1004
44528	956A1004



Blum TIP-ON Mechanisms

- Short piston: For overlay doors up to approx. 1300mm in height.
- Long piston: For overlay doors starting from approx. 1300mm in height or inset doors.
- For unsprung hinges
- Adjustment from + 4.0/- 1.0mm

Code	Blum Part No
65405	956.1002
12177	956A1002



Blum TIP-ON Mechanism for Special Applications

- For use when un-sprung hinges are not an available option
- Magnetic version with un-sprung hinges always recommended where possible


Code	Type	Blum Part No
87613	Long Piston - with Bumper	956A1006



Blum Tip-On Metal Catch

Self adhesive metal catch, for use with Blum Tip-On piston mechanisms.


Code	Blum Part No
29829	955.1008



Blum Tip-On Adapters

Screw-on adapters, for use with Blum Tip-On piston mechanisms.

Code	Type	Blum Part No
60447	Cruciform	956A1501
70382	In-Line	956A1201



Blum Unsprung Clip Top Hinges

Tip-On for doors must be used with a Clip-Top unsprung hinge. **WARNING:** If you are using the 170° hinge in furniture that can be accessed by small children it should be noted that it is possible for small fingers to get in between the working mechanism of the hinge. In these cases a 155° hinge could be used as an alternative or all relevant doors should be fitted with child safety latches. This warning should be passed on to subsequent users of the product.

Code	Opening	Boss	Overlay	Blum Part No
63107	120	Screw on	Full	70T5550
38266	155	Screw on	Full	70T7550.TL
94017	170	Screw on	Full	70T6550

Blum 100° Modul Hinges

- All metal hinge, nickel plated
- 100 degree opening angle
- Door closing mechanism (sprung)

Code	Opening	Boss	Overlay	Blum Part No
83273	100	Screw on	Full	91M2550
59420	100	Knock in- dowelled	Full	91M2580
21307	100	Screw on	Inset	91M2750



Screw on - Inset



Screw on - Full Overlay



Knock in - Full Overlay

- Slide on hinge arm
- 3-dimensional adjustment (with suitable mounting plate)

Blum 170° Modul Hinges

WARNING: If these hinges are being used in furniture that can be accessed by small children it should be noted that it is possible for small fingers to get in-between the working mechanism of the hinge. In these cases a 155° could be used as an alternative or all relevant doors should be fitted with child safety latches. This warning should be passed on to subsequent users of the product.

- All metal hinge, nickel plated
- 170 degree opening angle
- Door closing mechanism (sprung)

Code	Opening	Boss	Blum Part No
58381	170	Screw on	91A6550
09507	170	Knock in- dowelled	91A6580



Screw on



Knock in - dowelled

- Slide on hinge arm
- 3-dimensional adjustment (with suitable mounting plate)

Blum 100 degree hinge cover cap with logo

For use with 100 degree Clip and Modul hinges. Personalisation with your company logo available on orders over 1000.

Code	Blum Part No
69489	90M2503.BP



Blum 45° Cross Corner Modul Hinge

For corner cabinets with flush fronts.

Code	Opening	Boss	Blum Part No
81264	107	Screw on	99M1550



Blum 95° Blind Corner Modul Hinge

For blind corner applications.

Code	Opening	Boss	Blum Part No
78135	95	Screw on	99M9550

Blum Compact Face Fix Hinge

The face fix hinge offers a compact solution with the added benefits of quick and easy installation as well as including a self closing mechanism.

* Please note: This hinge requires special drilling which is not offered as part of our hinge hole drilling service.

Code	Opening	Boss	Blum Part No
99821	110	Screw on	33.3600



Blum 95° Modul Refrigerator Hinge

For use with integrated refrigerators.

Code	Opening	Boss	Blum Part No
76553	95	Screw on	91K9550



Blum Mounting Plate with Dowels

For use with 91K9550 and 91K9580.

Code	Height	Blum Part No
24970	0mm	194K6100E



Blum Compact Face Fix Backplate

For use with the Face Fix Hinge.

Code	Height	Blum Part No
98134	0mm	133.0240



0mm Height



3mm Height

Blum Height Adjustable Modul Backplates

0mm backplates suit 18mm carcasses, 3mm backplates suit 15mm carcasses. Can only be used with MODUL hinges.

Code	Height	Blum Part No
10335	0mm	193L6100
85037	3mm	193L6130



0mm Height



3mm Height

Blum Height Adjustable Modul Backplates with Euro Screws

0mm backplates suit 18mm carcasses, 3mm backplates suit 15mm carcasses. Can only be used with MODUL hinges.

Code	Height	Blum Part No
29861	0mm	193L8100
33027	3mm	193L8130



Blum Height Adjustable Modul Backplates with Expando

0mm backplates suit 18mm carcasses. Can only be used with MODUL hinges.

Code	Height	Blum Part No
19266	0mm	194E6100.ED



0mm Height



3mm Height

Blum 2-Part Adjustable Clip Backplates

0mm backplates suit 18mm carcasses, 3mm backplates suit 15mm carcasses. Can only be used with MODUL hinges.

Code	Height	Blum Part No
15823	0mm	195H7100
59833	3mm	195H7130



973A0500



973A0700



973A6000



973A7360



973A7680

Blumotion Hinge Mounted Pistons

The Blumotion solution for CLIP top, providing ergonomic design that simply attaches to the hinge arm of compatible Clip / Clip Top hinges.

Code	Used With	Blum Part No
70455	Straight arm hinges	973A0500
09770	Inset hinges	973A0700
55934	170° hinge	973A6000
50708	+30° angled overlay hinge	973A7360
05860	+45° angled overlay hinge	973A7680



Handle Side



Hinge Side

Blumotion Pistons

Can be fitted in the carcass or using an adapter.

Code	Type	Blum Part No
28875	Handle side	970.1002
72721	Hinge side	970A1002



Inline



Cruciform



Cruciform (Expando)

Blumotion Piston Adapters

Allows either Blumotion piston 970.1002 or 970A1002 to be mounted on a carcass.


Code	Type	Blum Part No
72407	In-line	970.5201
31959	Cruciform	970.550.01
44460	Cruciform (Expando)	970.55E1



Blum Aventos HF Lifts

Set includes two lifts. Power factor = carcass height (mm) x front weight including handle (kg). Minimum carcass depth for Aventos HF is 278mm.

Code	Power Factor	Blum Part No
08740	2600 - 5750	20F2200.05
78359	5350 - 10600	20F2500.05
99333	9000 - 18000	20F2800.05



Blum Aventos HF Cover Caps

Includes left and right cover caps for non Servo-Drive installations.

Code	Finish	Blum Part No
60559	Grey	20F8020G



Blum Aventos HF Arms

Each set includes two arms.

Code	Carcass Height	Blum Part No
25018	480-570mm	20F3200.01
85261	560-710mm	20F3500
59985	700-900mm	20F3800
76917	760-1040mm	20F3900.01



Blum Aventos HF Hinge Pack

Contains all the hinges and backplates needed to fit an Aventos HF lift system with wooden fronts.

Code	Blum Part No
61949	78Z5500T11




83° stop

104° stop

Blum Aventos HF Angle Stops

Used to restrict the opening angle of Aventos HF.

Code	Angle	Blum Part No
02564	83°	20F7011
65374	104°	20F7051



Blum Aventos HF Servo Drive

Additional products to convert a standard Aventos HF to Servo-Drive.

Code	Type	Blum Part No
21262	Aventos HF drive unit	21FA000
99285	Aventos HF cover cap set	21F8000G
69281	24W Transformer	Z10NE030A
45550	2mtr Power Cord	Z10M200B
77561	Side Mounted Housing	Z10NG120



Blum Aventos HS Lifts

Set includes two symmetrical lifts, please visit www.hpponline.co.uk/aventos or contact the technical helpline for details of which lifts should be used where multiple options are available for your cabinet height.

Code	Cabinet Height	Blum Part No
44325	350 - 525mm	20S2A00.05
36788	526 - 675mm	20S2D00.05
24320	526 - 675mm	20S2E00.05
16467	676 - 800mm	20S2H00.05
88951	676 - 800mm	20S2I00.05



Blum Aventos HS Fixing Brackets

Front fixing bracket for wooden fronts.

Code	Blum Part No
67079	20S4200



Blum Aventos HS Cover Caps

Includes left and right cover caps.

Code	Colour	Blum Part No
32367	Grey	20S8000



Blum Aventos HS Arms

Two arms and stabiliser cover caps per set. All installations require a stabiliser rod.

Code	Blum Part No
78645	20S3500.06



Blum Aventos HS Stabiliser Rod

All installations require a stabiliser rod.

Code	Length	Blum Part No
78887	1061mm	20Q1061UN



Blum Aventos HL Lifts

Minimum carcass depth for Aventos HL is 278mm. Set includes two lifts, lift selection depends on a combination of cabinet height and frontal weight, please visit www.hpponline.co.uk/aventos or contact the technical helpline for details of which lifts should be used.

Code	Power Factor	Blum Part No
24625	Light - Medium	20L2300.05
81358	Medium	20L2500.05
28843	Medium - Heavy	20L2700.05
89444	Heavy	20L2900.05



Blum Aventos HL Arms

Two arms and stabiliser cover caps per set. All installations require a stabiliser rod, for cabinets over 1219mm a connecting piece and additional rods will be required.


Code	Carcass Height	Blum Part No
46386	350-400mm	20L3500.05
37637	400-550mm	20L3800.05
99546	450-580mm	20L3900.05



Blum Aventos HL Stabiliser Rod

Aluminium rod for cutting to size, required on all Aventos HL installations.

Code	Length	Blum Part No
51969	1061mm	20Q1061UA



Blum Aventos HL Cover Cap Set

Includes left and right cover caps.

Code	Finish	Blum Part No
31196	Grey	20L8020G



Blum Aventos HL Fixing Brackets

Front fixing bracket for wooden fronts.

Code	Blum Part No
67079	20S4200



Blum Aventos HL Stabiliser Rod Connecting Piece

Required for cabinets over 1219mm wide.


Code	Blum Part No
23575	20Q091ZA



Blum Aventos HK top Lifts

Power factor = carcass height (mm) x front weight including 2 x handle (kg).

Code	Tip-On	Power Factor	Blum Part No
46259	No	420 - 1610	22K2300
45735	No	930 - 2800	22K2500
64517	No	1730 - 5200	22K2700
93815	No	3200 - 9000	22K2900
78270	Yes	420 - 1610	22K2300T
18663	Yes	930 - 2800	22K2500T
87707	Yes	1730 - 5200	22K2700T
94583	Yes	3200 - 9000	22K2900T



Blum Aventos HK top Cover Cap Set

Includes left and right cover caps.

Code	Finish	Blum Part No
68496	Light Grey	22K8000LG
33422	Dark Grey	22K8000DG



Blum Aventos HK top Servo Drive

Additional products to convert a standard Aventos HK top to Servo Drive.

Code	Type	Blum Part No
55366	Aventos HK top drive unit	23KA000
69281	24W Transformer	Z10NE030A
45550	2mtr Power Cord	Z10M200B
77561	Side Mounted Housing	Z10NG120



Blum Aventos HK top Front Fixing Brackets

Front fixing bracket for wooden fronts.

Code	Blum Part No
67079	20S4200




Blum Aventos HK top Tip-On Set

For use in conjunction with an appropriate HK top Tip-On lift mechanism.

- Short set for cabinet height up to 500mm
- Long set for cabinet height above 500mm

Code	Type	Blum Part No
72312	Short set	956.1004
44528	Long set	956A1004



Blum Aventos HK top Servo Drive Cover Cap Set

Includes left and right cover caps, Servo Drive switches and distance bumpers.


Code	Type	Blum Part No
66699	Light Grey	23K8000LG
93535	Dark Grey	23K8000DG



Blum Aventos HK-S Lifts

Ideal for low cabinet height wall units and top frontals in appliance housings e.g. over ovens or fridges etc. Lifts are sold individually, two lifts are required per installation and must include at least one 20K2C01 or 20K2E01. Please visit www.hpponline.co.uk/aventos or contact the technical helpline for details of which combination of lifts should be used.

Code	Power Factor	Blum Part No
39512	Unsprung	20K2A01
23512	Medium	20K2C01
11231	Heavy	20K2E01



Blum Aventos HK-S Cover Caps

Code	Colour	Hand	Blum Part No
52006	Grey	Left	20K8A21LHG
04872	Grey	Right	20K8A21RHG
75543	Silk White	Left	20K8A21LHSW
88617	Silk White	Right	20K8A21RHSW



Blum Aventos HK-S Tip-On Lifts

Tip-On lifts are sold in pairs and include 1x LH/1x RH cover cap, plus fixing screws. To complete the full installation fixing plates and a Tip-On set are required. Please visit www.hpponline.co.uk/aventos or contact the technical helpline for further details.

Code	Tip-On	Blum Part No
29203	Yes	20K2E00T



Blum Aventos HK-S Front Fixing Plate

For wooden fronted installations.

Code	Height	Blum Part No
80875	0mm	175H3100



Blum Aventos HK-S Restrictor

Used to restrict the opening angle of Aventos HK-S.

Code	Angle	Blum Part No
21838	75°	20K7A11



Short Version Set



Long Version Set

Blum Aventos HK-S Tip-On Set

For use in conjunction with an appropriate HK-S Tip-On lift mechanism.

- Short set for cabinet height up to 500mm
- Long set for cabinet height above 500mm

Code	Type	Blum Part No
72312	Short set	956.1004
44528	Long set	956A1004



Complete Kit with Tip-On



Complete Kit (without Tip-On)



Blum Aventos HK-XS Complete Kits

Power factor = carcass height (mm) x front weight, including double handle weight (kg).

- Complete Kits consist of: 1x Lift Mechanism, 1x Cabinet Fixing Bracket, 1x Front Fixing Bracket, 2x Furniture Hinges, 2x Hinge Backplates
- Complete Tip-On Kits consist of: 1x Tip-On Lift Mechanism, 1x Cabinet Fixing Bracket, 1x Front Fixing Bracket, 2x Furniture Hinges, 2x Hinge Backplates, 1x Tip-On Piston & Adaptor, 1x Glue & Screw-On Catch, 1x Pack Chipboard Screws

Code	Kit Type	Tip-On	Power Factor
81701	Complete	No	200 - 1000
74896	Complete	No	500 - 1500
73138	Complete	No	800 - 1800
23670	Complete	Yes	200 - 1000
06515	Complete	Yes	500 - 1500
38028	Complete	Yes	800 - 1800



Mechanism Kit with Tip-On



Mechanism Kit without Tip-On

Blum Aventos HK-XS Mechanism Kits

Power factor = carcass height (mm) x front weight, including double handle weight (kg).

- Mechanism Kits consist of: 1x Lift Mechanism, 1x Cabinet Fixing Bracket, 1x Front Fixing Bracket
- Mechanism Tip-On Kits consist of: 1x Tip-On Lift Mechanism, 1x Cabinet Fixing Bracket, 1x Front Fixing Bracket, 1x Tip-On Piston & Adaptor, 1x Glue & Screw-On Catch, 1x Pack Chipboard Screws

Code	Kit Type	Tip-On	Power Factor
78891	Mechanism	No	200 - 1000
57645	Mechanism	No	500 - 1500
66745	Mechanism	No	800 - 1800
57400	Mechanism	Yes	200 - 1000
04063	Mechanism	Yes	500 - 1500
85871	Mechanism	Yes	800 - 1800



Blum Aventos HK-XS Mechanism

Power factor = carcass height (mm) x front weight, including double handle weight (kg). Tip-On lifts must be used in conjunction with a suitable Tip-On mechanism and unsprung hinges.

Code	Tip-On	Power Factor	Blum Part No
18154	No	200-1000	20K1101
78078	No	500-1500	20K1301
76486	No	800-1800	20K1501
96685	Yes	200-1000	20K1101T
25076	Yes	500-1500	20K1301T
18268	Yes	800-1800	20K1501T



Blum Aventos HK-XS Fixing Bracket

Code	Blum Part No
61252	20K4101



Blum Aventos HK-XS Hinge

Sprung version with integrated soft close. Unsprung version for Tip-On applications.

Code	Opening	Boss	Overlay	Blum Part No
82864	110	Screw on	Full	71B3550
57494	110	Screw on - Unsprung	Full	70T3550.TL



Blum Aventos HK-XS Mounting Plate

For wooden fronted installations.

Code	Height	Blum Part No
80875	0mm	175H3100



Blum Aventos HK-XS Cabinet Fixing

Code	Blum Part No
51865	20K5101



Blum EcoDrill

Eco Drill vertical drilling. A hand held tool that attaches to a drill for accurate hole patterns for Blum hinges.

Code	Blum Part No
65481	M31.1000



Blum Drilling Template for Blumotion

Template for cabinet drilling positions for 970 Blumotion and 955 Tip-On. 7.5mm from the inner side, 10mm diameter hole.

Code	Blum Part No
72098	65.5010



Blum Universal Drilling Template

For marking or pre-drilling the fixing positions of front fixing brackets including gallery rail, drawer back and base.

Code	Blum Part No
24385	ZML.0040



Blum EcoDrill Bit

Spare central drill bit for the EcoDrill.

Code	Diameter	Length	Blum Part No
76841	35mm	86.2mm	M31.ZB35.02



Blum Drilling Template for Carcase Profiles

For pre-drilling fixing positions for cabinet profiles, hinge mounting plates and peg positions for Aventos.

Code	Blum Part No
73045	65.1051.02



Blum Multi Purpose Drilling Jig

Drilling template for Movento and Tandem. For drilling the runner hook positions and pre-drilling the locking device fixing positions.

Code	Blum Part No
89962	T65.1000.02



Blum Universal Drilling Template 1000mm

Universal drilling template for pre-drilling the fixing positions for cabinet profiles, lift mechanisms, mounting plates and adaptor plates.

Code	Blum Part No
47047	65.1000.01



Blum Drilling Template for Tandem

For Tandem hook and peg. For drilling the fixing positions for the peg, lift-off stop and runner hook position.

Code	Blum Part No
86809	T65.1100



Blum Drilling Template for Hinge Systems

Drilling template for Clip and Modul hinges and accessories.

Code	Blum Part No
99780	65.7500.02



Blum Drilling Template for Hinges

Drilling template for Expando hinges, Inserta hinges, screw-on mounting plates and screw-on boss hinges.

Code	Blum Part No
99477	65.059A



Blum Drilling Template for CLIP Mounting Plates

Drilling template for CLIP hinge mounting plates.

Code	Blum Part No
61299	65.5300



Blum Boxfix E-T

A table device to allow easy assembly of Tandembox drawers.

Code	Blum Part No
74887	ZMM.0350



Blum Drilling Template for Mounting Plates

For Clip cruciform mounting plates (5mm diameter). Aligning function allows easy and accurate drilling of the 32mm dimension.

Code	Blum Part No
20887	65.5070



Blum Centring Drill Bit

For drilling centre positions for drawer profiles and back fixing brackets.

Code	Blum Part No
68687	M01.ZZ03.031



Blum Legrabox Base Router Additional Cutter Head

For cutting the extra notch which is required when using 17-19mm thick MFC backs and bases with Legrabox.

Code	Blum Part No
87439	M35.ZD19



Blum Legrabox Base Router Additional Carriage

For easy and precise notching of the drawer / pull-out bases.


Code	Blum Part No
90851	M35.ZS00



Blum Legrabox Base Router Replacement Blade Kit

Replacement blades and grub screws for the Blum base router.

Code	Blum Part No
21978	M35.ZW40



For Legrabox

For Antaro

Blum Tip-On Blumotion Set Up Template

Precise front gap adjustment: the front gap can be conveniently adjusted to 2.5mm using this gap checking / adjustment template, regardless of whether the front is already installed.


Code	Type	Blum Part No
11797	Antaro	65.5627
68897	Legrabox	65.5631



Blum Drill Bit

Blum drill bit with roof tip, 2.5mm x 57mm left hand



Code	Blum Part No
55396	M01.ZB02.D3



Blum Universal Marking Template

For marking fixing positions for cabinet profiles, lift mechanisms, mounting and adapter plates. Can be used with assembled or unassembled cabinets.

Code	Blum Part No
52617	65.5340.01





Handle Boards

- 9 different boards to choose from
- Each board contains a selection of our newest and best-selling handles
- The ideal tool to help your customers choose the perfect handles for their home
- Visit www.hpponline.co.uk/cat/696 for full details of all the handles on each board




See Page **30**
for full details

Handles

Essential Handles	110
Contemporary Handles	114
Traditional Handles	122
Knobs	128



Essential Handles



Bar Handle

Code	Finish	Centres
48429	Brushed Nickel	96mm
70504	Brushed Nickel	128mm
64038	Brushed Nickel	160mm
32682	Brushed Nickel	256mm
90957	Brushed Nickel	352mm
34079	Brushed Nickel	448mm
00149	Brushed Nickel	640mm
54305	Brushed Nickel	1080mm



Bow Handle

Code	Finish	Centres
61493	Brushed Nickel	96mm
79029	Brushed Nickel	128mm
39138	Brushed Nickel	160mm
50956	Brushed Nickel	224mm
08072	Brushed Nickel	256mm
09418	Brushed Nickel	288mm

Essential Handles



Boss Bar Handle

Code	Finish	Centres
89987	Brushed Nickel	160mm
12819	Brushed Nickel	209mm
19010	Brushed Nickel	359mm
01734	Brushed Nickel	482mm
81876	Brushed Nickel	627mm



Key Bar Handle

Code	Finish	Centres
77120	Brushed Nickel	156mm
38922	Brushed Nickel	256mm
25784	Brushed Nickel	356mm
55911	Brushed Nickel	456mm
64047	Brushed Nickel	632mm
80073	Brushed Nickel	758mm



Finger Pull Handle

Code	Finish	Centres
99089	Brushed Nickel	64mm



Inward Taper Handle

Code	Finish	Centres
62601	Brushed Nickel	160mm

Essential Handles



Brushed Nickel




Matt Chrome



Scoop Inset Handle

Integrated handle for the Scoop door from the Aspire range.

Code	Finish	Centres
21897	Brushed Nickel	160mm
39167	Matt Chrome	160mm



Brushed Nickel



Chrome



Pewter

Slim D Square Handle

Code	Finish	Centres
99379	Brushed Nickel	160mm
53154	Brushed Nickel	320mm
67776	Chrome	160mm
02768	Chrome	320mm
86094	Pewter	160mm
44261	Pewter	320mm



Slim D Handle

Code	Finish	Centres
97331	Brushed Nickel	160mm



Strap Handle

Code	Finish	Centres
79727	Brushed Nickel	160mm

Essential Handles



Swayed Handle

Code	Finish	Centres
24949	Brushed Nickel	128mm



Square D Handle

Code	Finish	Centres
24850	Brushed Nickel	160mm



Taper Handle

Code	Finish	Centres
25608	Brushed Nickel	160mm



Titanium Strap Handle

Code	Finish	Centres
00860	Titanium	160mm



Wide Strap Handle

Code	Finish	Centres
80401	Brushed Nickel	192mm

Contemporary Handles



Acer Handle

Code	Finish	Centres
01944	Black	128mm
60358	Black	320mm
56680	Brushed Nickel	128mm
81842	Brushed Nickel	256mm
56463	Chrome	128mm
83278	Chrome	256mm



Alnwick Handle

Code	Finish	Centres
42590	Black Nickel	160mm
10485	Chrome	160mm



Ameisenbar Handle

Code	Finish	Centres
56141	Matt Nickel	96mm



Ashford Handle

Code	Finish	Centres
09707	Chrome	160mm

Contemporary Handles



Balestra Handle

Code	Finish	Centres
82954	Brushed Nickel	128mm



Barcelona Handle

Code	Finish	Length
04706	Inox	297mm



Brushed Nickel



Chrome




Cadiz Handle

Code	Finish	Centres
91078	Brushed Nickel	160mm
26903	Chrome	160mm

Contemporary Handles

Cambia handles allow the choice of two finishes in one handle. Each half, in any finish, can be slotted together to form a single, dual-finish handle. This can then be fitted in either orientation so that a preferred finish is facing up.



Cambia Two-Piece Handles 160mm Centres

- Each piece is sold individually: 2 pieces are required per handle
- Total width: 178mm
- Total Height: 25mm
- Total Width: 12mm
- Total Depth: 12mm

Code	Finish	Centres
98591	Antique Brass	160mm
93377	Antique Silver	160mm
29880	Black	160mm
99247	Brushed Copper	160mm
36029	Brushed Nickel	160mm
52370	Chrome	160mm
96434	Gold	160mm
69420	White	160mm

Cambia Two-Piece Handles 256mm Centres

- Each piece is sold individually: 2 pieces are required per handle
- Total width: 274mm
- Total Height: 25mm
- Total Width: 12mm
- Total Depth: 12mm

Code	Finish	Centres
30640	Antique Brass	256mm
35592	Antique Silver	256mm
54634	Black	256mm
24608	Brushed Copper	256mm
07019	Brushed Nickel	256mm
28129	Chrome	256mm
74301	Gold	256mm
10946	White	256mm

Contemporary Handles



Black Chrome



Chrome



Black Chrome



Black Chrome



Chrome



Chrome

Durohorn Handle

Code	Finish	Centres
88057	Black Chrome	160 & 192mm
87868	Chrome	160 & 192mm

Durohorn Round Knob

Code	Finish	Diameter
33442	Black Chrome	24mm
31800	Chrome	24mm

Durohorn Square Knob

Code	Finish	Diameter
63661	Black Chrome	55mm
65183	Chrome	57mm

Contemporary Handles



Ellittico Handle

Code	Finish	Centres
67917	Chrome	224mm



Brushed Nickel

Chrome



Giro Handle

Code	Finish	Centres
16693	Brushed Nickel	128mm
57590	Brushed Nickel	192mm
19218	Brushed Nickel	256mm
46309	Chrome	128mm
58585	Chrome	192mm
87612	Chrome	256mm



Jackson Bow Handle

Code	Finish	Centres
08015	Chrome	128mm



Antique Copper and Chrome

Black and Chrome

Pewter and Chrome

Lany Handle

Code	Finish	Centres
78154	Antique Copper / Chrome	160mm
26353	Black / Chrome	160mm
46297	Pewter / Chrome	160mm

Contemporary Handles




Madrid Handle

Code	Finish	Centres
51297	Brushed Nickel	192mm
21463	Chrome	192mm
99958	Titanium	192mm
76196	White	192mm



Mellizo Handle

Code	Finish	Centres
70468	Brushed Nickel / Black	192mm
14631	Brushed Nickel / Black	320mm
76740	Brushed Nickel / Chrome	192mm
93540	Brushed Nickel / Chrome	320mm
03273	Chrome / Black	192mm
21260	Chrome / Black	320mm



Milan Handle

Code	Finish	Centres
60784	Black	128mm
06147	Brushed Nickel	128mm



Black



Brushed Nickel

Milan Knob

Code	Finish	Diameter
72678	Black	25mm
85906	Brushed Nickel	25mm

Contemporary Handles



Ojo Handle

Code	Finish	Centres
38181	Brushed Nickel / Black	192mm
32937	Brushed Nickel / Chrome	192mm
18093	Chrome / Black	192mm



Puente Handle

Code	Finish	Centres
52432	Black	128mm
92977	Black	192mm
46740	Black	256mm
73201	Brushed Nickel	128mm
66005	Brushed Nickel	192mm
48514	Brushed Nickel	256mm
36428	Chrome	128mm
35985	Chrome	192mm
25138	Chrome	256mm



Repisa Handle

Code	Finish	Centres
56803	Brushed Nickel	160mm

Contemporary Handles



Serene Handle

Code	Finish	Centres
79080	Chrome	128mm
68993	Chrome	320mm



Tavoletta Handle

Code	Finish	Centres
87299	Brushed Nickel	160 & 192mm



Stretto Handle

Code	Finish	Centres
18894	Brushed Nickel	160 & 192mm
43292	Brushed Nickel	320mm



Tranca Handle

Code	Finish	Centres
71008	Chrome	160 & 192mm

Traditional Handles



Bilbao Handle

Code	Finish	Centres
93792	Antique Silver	160mm

Bilbao Knob

Code	Finish	Diameter
33932	Antique Silver	32mm



Brecon Handle

Code	Finish	Centres
25517	Iron	128mm

Brecon Cup Handle

Code	Finish	Centres
98862	Iron	64mm

Brecon Knob

Code	Finish	Diameter
40390	Iron	35mm



Traditional Handles



Camden Handle

Code	Finish	Centres
61771	Brushed Nickel	160mm
07301	Brushed Nickel	320mm
54484	Chrome	160mm
67264	Chrome	320mm
35557	Pewter	160mm
48539	Pewter	320mm
79639	Satin Brass	160mm
12888	Satin Brass	320mm


Camden Oval Knob

Code	Finish
54291	Brushed Nickel
89606	Chrome
54182	Pewter
70368	Satin Brass



Camden Rectangular Knob

Code	Finish
70993	Brushed Nickel
26637	Chrome
36978	Pewter
40010	Satin Brass



Canterbury Handle

Code	Finish	Centres
79165	Black	76mm

Canterbury Knob

Code	Finish	Diameter
75229	Black	32mm



Traditional Handles



Brushed Nickel



Chrome



Chrome

Henrietta Handle

Code	Finish	Centres
22833	Brushed Nickel	76mm
58587	Chrome	76mm

Henrietta Knob

Code	Finish	Diameter
64170	Brushed Nickel	38mm
33882	Chrome	38mm



Brushed Nickel



Imperial Handle

Code	Finish	Centres
90798	Antique Silver	128mm

Imperial Knob

Code	Finish	Diameter
28354	Antique Silver	35mm



Traditional Handles



Kingston Handle

Code	Finish	Centres
10697	Iron	160mm
83457	Matt Black	160mm



Lambeth Handle

Code	Finish	Centres
24349	Pewter	160mm
53210	Pewter	320mm



Malvern Handle

Code	Finish	Centres
71720	American Bronze	128mm
44335	American Copper	128mm
80007	Black Nickel	128mm
22810	Brushed Copper	128mm
72062	Brushed Nickel	128mm
05292	Chrome	128mm
40693	Matt Black	128mm

Malvern Knob

Code	Finish	Diameter
55730	American Bronze	35mm
39552	American Copper	35mm
96549	Black Nickel	35mm
28844	Brushed Copper	35mm
13357	Brushed Nickel	35mm
28699	Chrome	35mm
77095	Matt Black	35mm



Traditional Handles



Marlborough Handle

Code	Finish	Centres
86036	American Bronze	160mm
04856	American Copper	160mm
71031	Brushed Nickel	160mm
91895	Chrome	160mm

Strapped Bar Handle

Code	Finish	Centres
09047	Brushed Nickel	128mm
84831	Brushed Nickel	224mm



Monmouth Handle

Code	Finish	Centres
32065	American Copper	64mm
44185	Black Nickel	64mm
01294	Brushed Brass	64mm
76971	Brushed Copper	64mm
15993	Brushed Nickel	64mm
80914	Chrome	64mm



Monmouth Knob

Code	Finish	Diameter
21454	American Copper	38mm
31692	Black Nickel	38mm
54063	Brushed Brass	38mm
69108	Brushed Copper	38mm
71674	Brushed Nickel	38mm
33631	Chrome	38mm

Traditional Handles




Valencia Handle

Code	Finish	Centres
21515	Antique Silver	160mm

Valencia Knob

Code	Finish
63475	Antique Silver



Brushed Nickel



Chrome



Brushed Nickel

Windsor Handle

Code	Finish	Centres
97936	Brushed Nickel	96mm
36880	Chrome	96mm

Windsor Knob

Code	Finish	Diameter
89451	Brushed Nickel	38mm
11213	Chrome	38mm



Chrome

Knobs



Brushed Nickel



Chrome

Beehive Knob

Code	Finish	Diameter
15512	Brushed Nickel	35mm
63514	Chrome	35mm



Brushed Nickel Knob

Code	Finish	Diameter
83558	Brushed Nickel	35mm



Cassius Knob

Code	Finish	Diameter
68148	Brushed Nickel	30mm



Chrome Knob

Code	Finish	Diameter
14210	Chrome	30mm



Crystal Knob

Code	Finish	Diameter
93789	Clear Perspex/Chrome	35mm



Westminster Knob

Code	Finish	Diameter
22272	Chrome	32mm



Victoria Ceramic Knob

Code	Finish	Diameter
80539	White Ceramic	38mm



Specialists in designing and producing fronts for kitchens and bathrooms.
Based on good craftsmanship.

ALWAYS WITH THE ENVIRONMENT FIRST

front**z**





Lighting

Under Cabinet Spot Lighting	132	Ceiling Lights	157
Under Cabinet Strip Lighting	143	Drawer & Shelf Lighting.....	158
In Cabinet Lighting.....	144	Integrated Solutions	161
Flexible Strip Lighting.....	145	Wardrobe Lighting.....	170
Pendant Lights	154	SensioPod.....	171
Plinth Lighting.....	155	Drivers & Receivers	173




Under Cabinet Spot Lighting



Ark LED Light

- An elongated design offers a vast spread of light across worktops
- Fully diffused lens - no visible dots
- High number of LEDs for bright light output
- Easy installation using daisy chaining to fit multiple lights into one area
- Compatible with Sensio switches, single-colour receiver and dimmable driver



Cool

Warm



Code	LED Colour	Finish	Lights	Driver	Wattage	Sensio Part No
94295	Cool White	Stainless Steel	1	Titan	2.5W	SE11192C0
00733	Cool White	Stainless Steel	2	Included	5W	SE11192C2
33889	Cool White	Stainless Steel	3	Included	7.5W	SE11192C3
40441	Warm White	Stainless Steel	1	Titan	2.5W	SE11192W0
87082	Warm White	Stainless Steel	2	Included	5W	SE11192W2
17872	Warm White	Stainless Steel	3	Included	7.5W	SE11192W3



Ark TrioTone™ LED Light

- An elongated design offers a vast spread of light across worktop
- TrioTone™ technology allows you to select cool white, natural white or warm white with a flick of the switch on the back of the fitting
- Magnetic mounting plate conceals fixings for a clean finish
- Fully diffused lens - no visible dots
- High number of LEDs for bright light output - CRI : 90
- Easy installation using daisy chaining to fit multiple lights into one area
- Compatible with Sensio dimmable receiver



Cool

Natural

Warm



Code	LED Colour	Finish	Lights	Driver	Wattage	Sensio Part No
49533	Cool / Warm / Natural White	Stainless Steel	1	Titan	2.5W	SE11192T0
34001	Cool / Warm / Natural White	Stainless Steel	2	Included	5W	SE11192T2
51552	Cool / Warm / Natural White	Stainless Steel	3	Included	7.5W	SE11192T3



Ark Pro CCT IR LED Light

- In-built infra-red sensor controls the power on and off and the colour temperature changing function
- Multiple fittings can be daisy chained and operated with one Ark Pro IR and multiple Ark Pro units. The Ark Pro IR sensor will control the whole run of lights
- Correlated Colour Temperature (CCT) allows the perfect light temperature selection and transition from warm to cool white temperatures
- Removable front bezel provides simple installation, hidden fixings and a sleek finish
- Diffused light panel - no visible dots
- Dimmable



Cool

Natural

Warm



Code	LED Colour	Finish	Driver	Wattage	Sensor IR
95996	Changeable	Stainless Steel	Titan	2.5W	SE11292P0

Under Cabinet Spot Lighting



Ark Pro CCT LED Light

- Removable front bezel provides simple installation, hidden fixings and a sleek finish
- Multiple fittings can be daisy chained for easy installation
- Correlated Colour Temperature (CCT) allows the perfect light temperature selection and transition from warm to cool white temperatures
- Diffused light panel - no visible dots
- Dimmable
- High light output - CRI : 90
- Kits include a Titan driver, the Sensio CCT receiver (SE771990) and Universal Remote Control (SE770390) to control and dim the lights.
- Smart Kits include: 2/x3x Ark Pro and 1x 15W CCT Titan Smart Driver (SE405582.1)



Code	LED Colour	Finish	Lights	Driver	Wattage	Sensio Part No
97887	Changeable	Aluminium	1	Titan	2.5W	SE11192P0
20366	Changeable	Aluminium	2	Kit	5W	SE11192P2
89741	Changeable	Aluminium	3	Kit	7.5W	SE11192P3
64259	Changeable	Aluminium	2	Smart Kit	5W	SE11192PS2
61184	Changeable	Aluminium	3	Smart Kit	7.5W	SE11192PS3

CCT Receiver

- Control CCT (Colour Changing Technology) lighting products
- Combine with the Remote Control to turn the lights on/off, dim to the preferred lighting level or select the light colour temperature
- The receiver has a memory function to recall settings
- Multiple receivers can be paired with a single Universal Remote Control
- 30m range
- 60W at 12V and 120W at 24V



Universal Remote Control

- The remote can control single colour lighting (dimming), CCT (tunable white) and RGB (colour changing) lights
- Offers a multitude of functions including the ability to set up channels and zone lighting
- Wall mounting bracket provided to keep the remote safe and secure when not in use
- Requires 2x AAA batteries (not included)



Code	Sensio Part No
64786	SE771990

Code	Sensio Part No
07402	SE770390

Under Cabinet Spot Lighting

Neo LED Light


- An elongated light panel to create a wide spread of light across worksurfaces
- Slim depth of just 10mm
- Featuring Prismatic LED technology
- Innovative diffuser with an etched design to completely diffuse the light
- No visible diodes to reflect off of glossy worktops
- Dimmable (requires a suitable dimmable driver or receiver)
- Removable, magnetic front bezel simplifies installation and hides fixings
- Plug & Play connection



Code	LED Colour	Finish	Lights	Driver	Wattage	Sensio Part No
83463	Cool White	Stainless Steel	1	Titan	4.8W	SE11590C0
30310	Cool White	Stainless Steel	2	Included	9.6W	SE11590C2
19127	Cool White	Stainless Steel	3	Included	14.4W	SE11590C3
92433	Warm White	Stainless Steel	1	Titan	4.8W	SE11590W0
49410	Warm White	Stainless Steel	2	Included	9.6W	SE11590W2
66476	Warm White	Stainless Steel	3	Included	14.4W	SE11590W3

Neo TrioTone™ LED Light

- Elongated light panel designed to create a wide spread of light across the worktop
- TrioTone™ technology allows selection of cool white, natural white or warm white via switch underneath the front bezel
- Slim depth of just 10mm
- Contains an innovative diffuser with an etched design to completely diffuse the light
- No visible diodes reflect off the worktop
- Superb, bright light output - CRI : 90
- Dimmable (requires a suitable dimmable driver or receiver)
- Removable front bezel simplifies installation and hides fixings
- Plug & Play connection



Cool

Natural

Warm



Code	LED Colour	Finish	Lights	Driver	Wattage	Sensio Part No
55316	Cool / Warm / Natural White	Stainless Steel	1	Titan	4.8W	SE11590T0
72527	Cool / Warm / Natural White	Stainless Steel	2	Included	9.6W	SE11590T2
91755	Cool / Warm / Natural White	Stainless Steel	3	Included	14.4W	SE11590T3



Neo TrioTone™ Optional Black Bezel

Simply remove the standard stainless steel bezel and replace with the black version as required.

Code	Sensio Part No
04862	SE91598N0




Neo Two Bezel Accessory Kit

Additional bezel pack (1x white, 1x black) for Neo LED light.

Code	Sensio Part No
80288	SE115998

Under Cabinet Spot Lighting



Neo Pro CCT LED Light

- A slim (10mm depth) elongated light panel to create a wide spread of bright light across the worktop
- Correlated Colour Temperature (CCT) allows the perfect light temperature selection and transition from warm to cool white temperatures
- Contains an innovative diffuser with an etched design to completely diffuse the light: no visible diodes reflect off the worktop
- Multiple fittings can be daisy-chained and operated with one Neo Pro IR and multiple Neo Pro's. The Neo Pro IR sensor will control the whole run of lights
- Dimmable (requires a suitable dimmable driver)
- Removable, magnetic front bezel simplifies installation and hides fixings
- Plug & Play connection
- Kits include a Titan driver, the Sensio CCT receiver (SE771990) and Universal Remote Control (SE770390) to control and dim the lights
- Smart Kit include: 3x Neo Pro CCT lights and 1x 15W CCT Titan Smart Driver (SE405582.1)



Code	LED Colour	Finish	Lights	Driver	Wattage	Sensio Part No
82701	Changeable	Stainless Steel	1	Titan	4.8W	SE11590P0
81838	Changeable	Stainless Steel	2	Included	9.6W	SE11590P2
23561	Changeable	Stainless Steel	3	Included	14.4W	SE11590P3
17332	Changeable	Stainless Steel	3	Smart Kit	14.4W	SE11590PS3

Neo Pro CCT Optional Black Bezel

Simply remove the standard stainless steel bezel and replace with the black version as required.

Code	Sensio Part No
04862	SE91598N0



Under Cabinet Spot Lighting



Cool

Natural

Warm

Neo Pro CCT IR LED Light

- Multiple fittings can be daisy-chained and operated with one Neo Pro IR and multiple Neo Pro's. The Neo Pro IR sensor will control the whole run of lights
- In-built infra-red sensor controls both the power on and off and the colour temperature changing function
- Correlated Colour Temperature (CCT) allows the perfect light temperature selection and transition from warm to cool white temperatures
- Dimmable (requires a suitable dimmable driver)
- Removable, magnetic front bezel simplifies installation and hides fixings
- Plug & Play connection



Code	LED Colour	Finish	Driver	Wattage	Sensio Part No
38349	Changeable	Stainless Steel	Titan	4.8W	SE11690P0



CCT Receiver

- Control CCT (Colour Changing Technology) lighting products
- Combine with the Remote Control to turn the lights on/off, dim to the preferred lighting level or select the light colour temperature
- The receiver has a memory function to recall settings
- Multiple receivers can be paired with a single Universal Remote Control
- 30m range
- 60W at 12V and 120W at 24V

Code	Sensio Part No
64786	SE771990




Universal Remote Control

- The remote can control single colour lighting (dimming), CCT (tunable white) and RGB (colour changing) lights
- Offers a multitude of functions including the ability to set up channels and zone lighting
- Wall mounting bracket provided to keep the remote safe and secure when not in use
- Requires 2x AAA batteries (not included)

Code	Sensio Part No
07402	SE770390

Under Cabinet Spot Lighting



Cool

Natural



Warm

Nexus TrioTone™ LED Triangle Light

- Stylish, stainless steel triangular design
- Perfect under cabinet task lighting
- TrioTone™ technology allows selection of cool white, natural white or warm white (switch on back of fitting)
- Fully diffused - no visible dots
- Easy to install plug and play technology
- Compatible with Sensio switches, single-colour receivers and dimmable drivers



Code	LED Colour	Finish	Lights	Driver	Wattage	Sensio Part No
08083	Cool / Warm / Natural White	Stainless Steel	1	Titan	2W	SE11090T0
74281	Cool / Warm / Natural White	Stainless Steel	2	Included	4W	SE11090T2
97223	Cool / Warm / Natural White	Stainless Steel	3	Included	6W	SE11090T3



Cool

Natural

Warm


Astro TrioTone™ LED Light

- Super slimline design
- Magnetic mounting plate conceals fixings for a clean finish
- Ideal for under cabinet lighting
- TrioTone™ technology allows selection of cool white, natural white or warm white using the switch on the back of the fitting
- Elongated design allows for vast spread of light across the worktop
- Superb light output - CRI : 90
- Wide, 120° beam angle eliminates dark areas
- Simple to install
- Compatible with Sensio dimmable receiver



Code	LED Colour	Finish	Lights	Driver	Wattage	Sensio Part No
66362	Cool / Warm / Natural White	Black Nickel	1	Titan	4.8W	SE11198T0
15410	Cool / Warm / Natural White	Black Nickel	2	Included	9.6W	SE11198T2
23429	Cool / Warm / Natural White	Black Nickel	3	Included	14.4W	SE11198T3
53151	Cool / Warm / Natural White	Brushed Aluminium	1	Titan	4.8W	SE11190T0
30852	Cool / Warm / Natural White	Brushed Aluminium	2	Included	9.6W	SE11190T2
94331	Cool / Warm / Natural White	Brushed Aluminium	3	Included	14.4W	SE11190T3

Under Cabinet Spot Lighting



Astro Pro CCT LED Light

- Super slimline design
- Aluminium or black nickel finish
- Magnetic mounting plate installation conceals fixings for a clean finish
- Ideal for under cabinet lighting
- Correlated Colour Temperature (CCT) allows the perfect light temperature selection and transition from warm to cool temperatures
- Elongated design allows for vast spread of light across the worktop
- Wide, 120° beam angle eliminates dark areas
- Simple to install
- Activate and control with the CCT Receiver and Remote Control, or Titan Smart driver and Link Sensio App (each sold separately)
- Smart Kit includes: 3x Astro Pro and 1x 15W CCT Titan Smart Driver (SE405582.1)



Code	LED Colour	Finish	Lights	Driver	Wattage	Sensio Part No
09079	Changeable	Black Nickel	1	Titan	4.8W	SE11198P0
31279	Changeable	Black Nickel	3	Smart Kit	14.4W	SE11198PS3
65126	Changeable	Aluminium	1	Titan	4.8W	SE11190P0
85013	Changeable	Aluminium	3	Smart Kit	14.4W	SE11190PS3



CCT Receiver

- Control CCT (Colour Changing Technology) lighting products
- Combine with the Remote Control to turn the lights on/off, dim to the preferred lighting level or select the light colour temperature
- The receiver has a memory function to recall settings
- Multiple receivers can be paired with a single Universal Remote Control
- 30m range
- 60W at 12V and 120W at 24V

Code	Sensio Part No
64786	SE771990




Universal Remote Control

- The remote can control single colour lighting (dimming), CCT (tunable white) and RGB (colour changing) lights
- Offers a multitude of functions including the ability to set up channels and zone lighting
- Wall mounting bracket provided to keep the remote safe and secure when not in use
- Requires 2x AAA batteries (not included)

Code	Sensio Part No
07402	SE770390

Under Cabinet Spot Lighting



Cool

Natural

Warm

Arcade Square Prismatic

LED Spot Light with Interchangeable Bezels

- A contemporary, slimline, under cabinet spot light
- Adapts to suit multiple kitchen designs with the three coloured bezels supplied - black, white and stainless steel - to easily select and change the look of the fitting
- Removable, magnetic bezel conceals fixings for a sleek finish
- Innovative etched design completely diffuses light - no visible dots
- Superb lumen output for a flood of light
- Compatible with Sensio switches, single-colour receiver and dimmable driver



Code	LED Colour	Lights	Driver	Wattage	Sensio Part No
34793	Cool White	1	Titan	3.6W	SE11095C0
40196	Cool White	2	Included	7.2W	SE11095C2
15122	Cool White	3	Included	10.8W	SE11095C3
94639	Warm White	1	Titan	3.6W	SE11095W0
50437	Warm White	2	Included	7.2W	SE11095W2
85493	Warm White	3	Included	10.8W	SE11095W3



Pinto LED Flat Disc Light

- Sleek, bright and discreet
- Fitting is only 6mm deep
- Ideal under kitchen cabinets as a task light or inside glass fronted wall units as mood lighting
- 16 integrated LEDs
- Each fitting runs at only 1.5W so 4 fittings can be run from a single 6W driver
- Simple to install - surface mount using 2 screws
- Dimmable using Sensio dimmers



Code	LED Colour	Finish	Lights	Driver	Wattage	Sensio Part No
05066	Cool White	Stainless Steel	1	Titan	1.5W	SE10138CW.24
73340	Cool White	Stainless Steel	2	Included	3W	SE10138CWK2.24
33531	Cool White	Stainless Steel	3	Included	4.5W	SE10138CWK3.24
23140	Warm White	Stainless Steel	1	Titan	1.5W	SE10138WW.24
26807	Warm White	Stainless Steel	2	Included	3W	SE10138WWK2.24
39119	Warm White	Stainless Steel	3	Included	4.5W	SE10138WWK3.24

Under Cabinet Spot Lighting



Cool



Natural



Warm



Bermuda TrioTone™ Light

One light fitting, three white settings: warm, natural and cool white.

- Choose the preferred LED colour during installation (All fittings are pre-set to warm white)
- Simply remove the LED centre after installation to select a different LED colour
- Triangular house fitting
- Diffused LEDs: no individual LED diodes can be seen
- 50% brighter than the previous standard Bermuda fitting
- Long lamp life of 35,000 hours



Code	LED Colour	Finish	Lights	Driver	Wattage	Sensio Part No
92732	Cool / Warm / Natural White	Stainless Steel	1	Titan	1.65W	SE21000
60860	Cool / Warm / Natural White	Stainless Steel	2	Included	3.3W	SE21000K2
50002	Cool / Warm / Natural White	Stainless Steel	3	Included	4.95W	SE21000K3



Bermuda LED Triangle Light

- Diffused LEDs; each diode has a lens over it to intensify the light output
- The style of the fitting makes it a direct replacement for a halogen under cabinet triangle light
- Switch/dim using Sensio sensors and controllers



Code	LED Colour	Finish	Lights	Driver	Wattage	Sensio Part No
12236	Cool White	Stainless Steel	1	Titan	1.65W	SE90010HDC0
38386	Cool White	Stainless Steel	2	Included	3.3W	SE90010HDC2
88463	Cool White	Stainless Steel	3	Included	4.95W	SE90010HDC3
68004	Warm White	Stainless Steel	1	Titan	1.65W	SE90010HDW0
83298	Warm White	Stainless Steel	2	Included	3.3W	SE90010HDW2
45473	Warm White	Stainless Steel	3	Included	4.95W	SE90010HDW3

Under Cabinet Spot Lighting



Cool



Natural



Warm



Hype TrioTone™ Light

One light fitting, three white settings: warm, natural and cool white.

- Choose the preferred LED colour during installation (All fittings are pre-set to warm white)
- Simply remove the LED centre after installation to select a different LED colour
- Surface/recess light with collar supplied
- Diffused LEDs: no individual LED diodes can be seen
- 50% brighter than the previous standard SLS Hype fitting
- Long lamp life of 35,000 hours



Code	LED Colour	Finish	Lights	Driver	Wattage	Sensio Part No
54120	Cool / Warm / Natural White	Stainless Steel	1	Titan	1.65W	SE21100
25732	Cool / Warm / Natural White	Stainless Steel	2	Included	3.3W	SE21100K2
89704	Cool / Warm / Natural White	Stainless Steel	3	Included	4.95W	SE21100K3



Under Cabinet Spot Lighting



Hype R Pro CCT LED Light

A modern take on the classic Hype light fitting - now with updated features including magnets which enable the metal bezel to snap on/off allowing the stainless steel front bezel and collar to be switched for a black finish.

- Correlated Colour Temperature (CCT) allows the perfect light temperature selection and transition from warm to cool white temperatures
- Removable collar allows for both mounted and recessed fitting
- Stainless steel bezel can be removed and replaced with the black bezel and collar (SE970980, sold separately)
- Quick Connect port on the back of the fitting for easy installation
- Diffused light panel - no visible LED dots
- Activated and controlled with the CCT Receiver and Remote Control or the Titan Smart Driver and Link Sensio App (sold separately)

Code	LED Colour	Finish	Lights	Driver	Wattage	Sensio Part No
13159	Changeable	Stainless Steel	1	Titan	2W	SE90150P0



Hype R Pro Black Bezel and Collar

An alternative to the standard stainless steel finish.

Code	Sensio Part No
12710	SE970980



CCT Receiver

- Control CCT (Colour Changing Technology) lighting products
- Combine with the Remote Control to turn the lights on/off, dim to the preferred lighting level or select the light colour temperature
- The receiver has a memory function to recall settings
- Multiple receivers can be paired with a single Universal Remote Control
- 30m range
- 60W at 12V and 120W at 24V

Code	Sensio Part No
64786	SE771990




Universal Remote Control

- The remote can control single colour lighting (dimming), CCT (tunable white) and RGB (colour changing) lights
- Offers a multitude of functions including the ability to set up channels and zone lighting
- Wall mounting bracket provided to keep the remote safe and secure when not in use
- Requires 2x AAA batteries (not included)

Code	Sensio Part No
07402	SE770390

Under Cabinet Spot / Strip Lighting



Hype LED Surface / Recessed Light

- The fitting is supplied with the collar, so can be either surface or recess mounted
- Diffused LEDs; each diode has a lens over it to intensify the light output
- Use as task lighting under cabinets or to illuminate cabinet interiors in glass fronted wall units
- Switch/dim using Sensio sensors and controllers



Code	LED Colour	Finish	Lights	Driver	Wattage	Sensio Part No
19958	Cool White	Stainless Steel	1	Titan	1.65W	SE90050HDC0
06204	Cool White	Stainless Steel	2	Included	3.3W	SE90050HDC2
46242	Cool White	Stainless Steel	3	Included	4.95W	SE90050HDC3
71248	Warm White	Stainless Steel	1	Titan	1.65W	SE90050HDW0
31661	Warm White	Stainless Steel	2	Included	3.3W	SE90050HDW2
48291	Warm White	Stainless Steel	3	Included	4.95W	SE90050HDW3



Connex TrioTone™ LED Strip Light

The TrioTone Connex is an innovative updated version of the old LED Connex: One product, three colour temperatures. This product is 240V and can be easily switched between all three colour temperatures - simply select the colour required, wait 5 seconds before switching off and the product will remember the chosen colour.

- The colour changeable alternative to the LED with no visible LEDs
- Easily interchangeable between warm, natural and cool white (3000K - 5000K)
- Extremely high light output for effective task lighting
- Mains fitting for simple installation: No driver required
- Can be interlinked: the unit has both Male and Female ends
- 35,000 hours lamp life
- IP20 Rated



Code	LED Colour	Length	Finish	Wattage	Sensio Part No
88797	Cool, Natural & Warm White	222mm	White	3W	SE100390
59935	Cool, Natural & Warm White	343mm	White	5W	SE100490
02623	Cool, Natural & Warm White	524mm	White	8W	SE100590
39948	Cool, Natural & Warm White	623mm	White	16W	SE100690

Connex LED Connecting Leads

To link two Connex TrioTone lights together.

Code	Length	Sensio Part No
45512	250mm	SE101190
04732	500mm	SE101290





Chrome



Stainless Steel

Magnum Rechargeable LED

The Magnum rechargeable battery cabinet light has a rechargeable lithium-ion battery and an integrated PIR sensor.

- Battery is rechargeable using the integrated USB port (USB cable included)
- Has an on/off switch to save the battery capacity when the unit is not in use
- Integrated PIR sensor enables the unit to stay lit when movement is detected, or when the cabinet door is opened
- If no movement is detected the unit will switch off after 10 seconds
- Simple installation via a self adhesive magnetic plate
- Magnum light can be easily removed from the magnetic plate for charging purposes
- Diffused cover
- Rapid battery charge time (<2 hours)
- Battery duration: 6 months - based on 2 mins of usage per day




Code	LED Colour	Finish	Lights	Sensor	Charger	Sensio Part No
39156	Natural White	Chrome	1	PIR	Included	SE3391N0
87060	Natural White	Stainless Steel	1	PIR	Included	SE3300N0

Flexible Strip Lighting

Ion 8 CCT LED Flexible Strip

Successor to the popular DuoFlex flexible strip, Ion 8 is the new and improved CCT flexible strip. Requires the Sensio CCT receiver (SE771990) and Universal Remote Control (SE770390) to control and dim the lights.



- Over four times the number of LEDs per metre than its predecessor, Ion 8 greatly reduces the appearance of visible LEDs providing a premium light output
- Correlated Colour Temperature (CCT) allows the perfect light temperature selection and transition from warm to cool white temperatures
- Can be cut to length (every 50mm) and the whole reel can be utilised with the Ion Joining Clips (sold separately)
- VHB (Very High Bond) adhesive tape backing for secure installation
- Supplied in a 5m reel
- Compatible with the Universal Profile range (Beam, Contour, Linia and Fino)
- Flexible strip option only (SE10855P0) requires the Sensio CCT receiver (SE771990) and Universal Remote Control (SE770390) to control and dim the lights
- Smart Kit (SE10855PS1) includes 30W Smart driver & 2.5m driver connection cable
- Remote Kit (SE10855P1) includes a 30W driver, receiver and remote control

Code	LED Colour	Length	Driver	Wattage	Sensio Part No
42001	Cool, Natural and Warm White	5000mm	Titan	6W per mtr	SE10855P0
62596	Cool, Natural and Warm White	5000mm	Smart Kit	6W per mtr	SE10855PS1
51678	Cool, Natural and Warm White	5000mm	Remote Kit	6W per mtr	SE10855P1



Ion 8 Driver Connection Lead

For connecting runs of LED strips to a driver, 2.5m.

Code	Sensio Part No
28963	SE113990



Ion 8 Joining Clip

For connecting Ion flexible LED strips together.

Code	Sensio Part No
31470	SE111990



Ion 8 Interconnecting Lead

For connecting runs of LED strips together, 1.5m.

Code	Sensio Part No
87650	SE106790



Ion 8 Corner Connector

For connecting LED strips together around a corner, 50mm.

Code	Sensio Part No
21663	SE106990



CCT Receiver

- Control CCT (Colour Changing Technology) lighting products
- Combine with the Remote Control to turn the lights on/off, dim to the preferred lighting level or select the light colour temperature
- The receiver has a memory function to recall settings
- Multiple receivers can be paired with a single Universal Remote Control
- 30m range
- 60W at 12V and 120W at 24V

Code	Sensio Part No
64786	SE771990


Universal Remote Control



- The remote can control single colour lighting (dimming), CCT (tunable white) and RGB (colour changing) lights
- Offers a multitude of functions including the ability to set up channels and zone lighting
- Wall mounting bracket provided to keep the remote safe and secure when not in use
- Requires 2x AAA batteries (not included)

Code	Sensio Part No
07402	SE770390

Flexible Strip Lighting



Ion 5 CCT LED Flexible Strip

Cousin to the wider Ion 8, Ion 5 benefits from a slimmer width at just 5mm. Requires the Sensio CCT receiver (SE771990) and Universal Remote Control (SE770390) to control and dim the lights.

- A high number of LEDs per metre greatly reduces the appearance of visible LEDs providing a premium light output
- Correlated Colour Temperature (CCT) allows the perfect light temperature selection and transition from warm to cool white temperatures
- Supplied with pre-soldered, 1.5m driver connection cables with a 4-pin connector at each end of the strip
- Can be cut to length (at 50mm intervals) with both ends of the strip being utilised (additional cut-offs cannot be reused)
- Compatible with Sensio CCT receiver and Universal Remote Control to control zone and dim the lights
- VHB (Very High Bond) adhesive tape backing for secure installation
- Flexible strip option only (SE10755P0) requires the Sensio CCT receiver (SE771990) and Universal Remote Control (SE770390) to control and dim the lights
- Smart Kit (SE10755PS1) includes a 30W Smart driver
- Remote Kit (SE10755P1) includes a 30W driver, receiver and remote control

Code	LED Colour	Length	Driver	Wattage	Sensio Part No
51904	Cool, Natural and Warm White	5000mm	Titan	6W per mtr	SE10755P0
17668	Cool, Natural and Warm White	5000mm	Smart Kit	6W per mtr	SE10755PS1
70390	Cool, Natural and Warm White	5000mm	Remote Kit	6W per mtr	SE10755P1



CCT Receiver

- Control CCT (Colour Changing Technology) lighting products
- Combine with the Remote Control to turn the lights on/off, dim to the preferred lighting level or select the light colour temperature
- The receiver has a memory function to recall settings
- Multiple receivers can be paired with a single Universal Remote Control
- 30m range
- 60W at 12V and 120W at 24V

Code	Sensio Part No
64786	SE771990




Universal Remote Control

- The remote can control single colour lighting (dimming), CCT (tunable white) and RGB (colour changing) lights
- Offers a multitude of functions including the ability to set up channels and zone lighting
- Wall mounting bracket provided to keep the remote safe and secure when not in use
- Requires 2x AAA batteries (not included)

Code	Sensio Part No
07402	SE770390

Flexible Strip Lighting



Neutron Nano 3.5mm LED Flexible Strip

- The industry's smallest flexible strip measuring only 3.5mm in width
- An ideal choice for kitchen designs where inconspicuous lighting is essential
- Highly compacted diodes greatly reduce the appearance of dots whilst providing a powerful light output
- Cut marks every 25mm enable the strip to be cut closer to the desired length reducing potential dark spots at each end
- Driver connection cables pre-soldered at either end of the strip
- Compatible with Sensio single-colour receiver to enable dimming functionality
- 3M VHB (Very High Bond) tape underneath the strip for secure installation
- Supplied in a 5m reel

Code	LED Colour	Length	Driver	Wattage	Sensio Part No
53923	Cool White	5000mm	Titan	4.8W per mtr	SE10455C0
68651	Natural White	5000mm	Titan	4.8W per mtr	SE10455N0
79256	Warm White	5000mm	Titan	4.8W per mtr	SE10455W0

Radiant Diffused LED Flexible Strip

A diffused, bendable, silicone flexible strip light ideal for application across the kitchen or bedroom.

- No visible LED dots
- Discreet, slimline 4mm width
- Driver connection cables pre-soldered at either end of the strip so two lengths can be used from the same reel if required
- Cut marks are indicated every 50mm on the back of the strip
- Ideal for a flush, recessed finish with a simple push-fit application
- Can be surface mounted with the use of the clear mounting brackets (6 supplied with 3000mm and 10 supplied with 5000mm reels)
- Supplied end caps provide a clean and IP rated finish to cut ends
- Able to navigate around curves on island units and cabinetry
- Compatible with Sensio dimmable receivers
- Supplied in a 5m reel (3m reel available in Natural White only)




Code	LED Colour	Length	Driver	Wattage	Sensio Part No
32822	Cool White	5000mm	Titan	4.8W per mtr	SE10555C0
76473	Cool White	5000mm	Included	4.8W per mtr	SE10555C1
50186	Natural White	3000mm	Titan	4.8W per mtr	SE105105N0
13766	Natural White	3000mm	Included	4.8W per mtr	SE105105N1
70273	Natural White	5000mm	Titan	4.8W per mtr	SE10555N0
98100	Natural White	5000mm	Included	4.8W per mtr	SE10555N1
69325	Warm White	5000mm	Titan	4.8W per mtr	SE10555W0
95013	Warm White	5000mm	Included	4.8W per mtr	SE10555W1

Sensio Radiant Mounting Brackets

Additional Radiant flexible strip mounting brackets. Set of 5.

Code	Type	Sensio Part No
84595	Pack of 5 Mounting Brackets	SE900940



Sigma 2 LED Flexible Strip

An innovative bendable flexible strip that handles corners with ease.

- A unique PCB board cut in a 'zig-zag' shape provides superb flexibility allowing you to bend the light around a corner
- Can be bent around 90 degree corners without the need for corner cables or starting a new run of strip
- The entire reel can be used with cut marks indicated every 50mm avoiding wastage
- Cut sections can be re-utilised with the joining clips and leads (sold separately)
- Compatible with Sensio single-colour receiver to enable dimming functionality
- Supplied with 3M VHB (Very High Bond) adhesive tape backing for secure installation
- IP20 rated - protected against solid objects over 12mm (e.g. fingers)
- Supplied in a 5m reel
- Kits include lead and 30W driver



Code	LED Colour	Length	Driver	Wattage	Sensio Part No
61367	Cool White	5000mm	Titan	4.8W per mtr	SE10855C0
73639	Cool White	5000mm	Included	4.8W per mtr	SE10855C1
24474	Natural White	5000mm	Titan	4.8W per mtr	SE10855N0
09642	Natural White	5000mm	Included	4.8W per mtr	SE10855N1
54004	Warm White	5000mm	Titan	4.8W per mtr	SE10855W0
68938	Warm White	5000mm	Included	4.8W per mtr	SE10855W1



Sigma 2 Interconnecting Cable

For connecting runs of LED strips together, 1.5m.

Code	Sensio Part No
48611	SE970750



Sigma 2 Driver Connection Cable

Required to make the initial connection to the driver.

Code	Sensio Part No
45629	SE970850



Sigma 2 Interconnecting Clip

For connecting LED strips together.

Code	Sensio Part No
62208	SE970950

Flexible Strip Lighting



Flux RGB CCT LED Flexible Strip

A fully customisable, flexible strip light to suit any style, mood or atmosphere. Requires the Sensio RGB-CCT receiver (SE770990) and Universal Remote Control (SE770390) to control and dim the lights.

- A combination of RGB and CCT provides the ultimate colour changing solution enabling colours to be mixed and matched to create millions of combinations
- Features 24 pre-set RGB colours and 11 shades of white (CCT)
- Colours can be set individually or RGB colours can be mixed with the CCT colours to create a multitude of different shades
- Each colour can also be dimmed to achieve further customisation
- A high number of LEDs per metre significantly reduces the appearance of individual points of light
- Cut marks are indicated every 142.5mm on the back of the strip
- VHB (Very High Bond) adhesive tape backing for secure installation
- Supplied with driver lead attached to both ends
- Starter kit includes a 30W driver, receiver and remote

Code	LED Colour	Length	Driver	Wattage	Sensio Part No
17448	RGB CCT	2000mm	Titan	6W per mtr	SE10625R0
64415	RGB CCT	3000mm	Titan	6W per mtr	SE106105R0
00286	RGB CCT	5000mm	Titan	6W per mtr	SE10655R0
44532	RGB CCT	5000mm	Starter Kit	6W per mtr	SE10655R1



RGB-CCT Receiver

- Control RGB and CCT (Colour Changing Technology) lighting products
- Combine with the Remote Control to turn the lights on/off, dim to the preferred lighting level, select the light colour temperature (CCT) or light colour (RGB)
- The receiver has a memory function to recall settings
- Multiple receivers can be paired with a single Universal Remote Control
- 30m range
- 36W at 12V and 72W at 24V

Code	Sensio Part No
52429	SE770990




Universal Remote Control

- The remote can control single colour lighting (dimming), CCT (tunable white) and RGB (colour changing) lights
- Offers a multitude of functions including the ability to set up channels and zone lighting
- Wall mounting bracket provided to keep the remote safe and secure when not in use
- Requires 2x AAA batteries (not included)

Code	Sensio Part No
07402	SE770390

Flexible Strip Lighting



Viva 3 LED Flexible Strip Lighting

A versatile flexible strip light which can be used in multiple areas of the kitchen or bedroom including under cabinet, plinths or inside wardrobes.

- Strip can be cut once and the cut off section used with a cut joining connector
- Can be cut to length every 50mm
- Male and female ends for simple installation
- Supplied with 3M VHB (Very High Bond) adhesive tape backing for secure installation
- IP54 rated - limited ingress of dust and protected against sprays from any angle
- Supplied in a 1m, 2m or 5m reel (Natural White in 1m and 2m only)
- 2.5m Driver Connection Cable (SE10314) is required to run the Viva 3 (sold separately if not bought as part of a kit)
- Kits contain a run of flexible lighting strip, a suitably rated driver and a 2.5m Driver Connection Cable (SE10314)

Code	LED Colour	Length	Driver	Wattage	Sensio Part No
03281	Cool White	1000mm	Titan	4W per mtr	SE10715C0
84105	Cool White	1000mm	Starter Kit	4W per mtr	SE10715C1
10210	Cool White	2000mm	Titan	4W per mtr	SE10725C0
40188	Cool White	2000mm	Starter Kit	4W per mtr	SE10725C1
70991	Cool White	5000mm	Titan	4W per mtr	SE10655C0
58386	Cool White	5000mm	Starter Kit	4W per mtr	SE10655C1
62501	Natural White	1000mm	Titan	4W per mtr	SE10715N0
65359	Natural White	1000mm	Starter Kit	4W per mtr	SE10715N1
54871	Natural White	2000mm	Titan	4W per mtr	SE10725N0
73852	Natural White	2000mm	Starter Kit	4W per mtr	SE10725N1
79368	Natural White	5000mm	Titan	4W per mtr	SE10655N0
04697	Natural White	5000mm	Starter Kit	4W per mtr	SE10655N1
10504	Warm White	1000mm	Titan	4W per mtr	SE10715W0
35398	Warm White	1000mm	Starter Kit	4W per mtr	SE10715W1
08368	Warm White	2000mm	Titan	4W per mtr	SE10725W0
27747	Warm White	2000mm	Starter Kit	4W per mtr	SE10725W1
04150	Warm White	5000mm	Titan	4W per mtr	SE10655W0
08765	Warm White	5000mm	Starter Kit	4W per mtr	SE10655W1



Viva Driver Connection Lead

For connecting runs of LED strips to a driver, 2.5m.

Code	Sensio Part No
49119	SE10314



Viva Strip Connecting Lead

For connecting LED strips together, 1500mm.

Code	Sensio Part No
25580	SE10317



Viva Corner Connector

For connecting LED strips together around a corner, 50mm

Code	Sensio Part No
30687	SE10316




Viva Mini Cut Connector

For connecting LED strips together.

Code	Sensio Part No
69191	SE10318MCC

Flexible Strip Lighting



Polar Pro CCT COB Flexible Strip

- Completely diffused with no visible LED dots eliminating the need for a profile or cover
- Correlated Colour Temperature (CCT) allows for light temperature selection and transition from warm to cool white temperatures
- Chip on Board (COB) technology provides superior light output
- Compatible with Sensio CCT receiver and Universal Remote Control to adjust light temperature and enable dimming functionality
- Supplied with pre-soldered, 1.5m driver connection cables with 4-pin connectors at each end of the strip
- Can be cut to length (at 31mm intervals) with both ends of the strip being utilised
- Supplied in a 5m reel
- VHB (Very High Bond) adhesive tape backing for secure installation
- Compatible with the Universal Profile range

Code	LED Colour	Length	Driver	Wattage	Sensio Part No
44207	Cool, Natural and Warm White	5000mm	Titan	6W per mtr	SE20055P0

CCT Receiver



- Control CCT (Colour Changing Technology) lighting products
- Combine with the Remote Control to turn the lights on/off, dim to the preferred lighting level or select the light colour temperature
- The receiver has a memory function to recall settings
- Multiple receivers can be paired with a single Universal Remote Control
- 30m range
- 60W at 12V and 120W at 24V

Code	Sensio Part No
64786	SE771990

Universal Remote Control



- The remote can control single colour lighting (dimming), CCT (tunable white) and RGB (colour changing) lights
- Offers a multitude of functions including the ability to set up channels and zone lighting
- Wall mounting bracket provided to keep the remote safe and secure when not in use
- Requires 2x AAA batteries (not included)


Code	Sensio Part No
07402	SE770390

Flexible Strip Lighting

Polar COB Flexible Strip

A high performance light designed to provide a completely uniform light line where individual LED dots are not visible, eliminating the need for an aluminium or plastic profile with a diffused cover.

- Chip On Board (COB) LED technology for long life
- Energy saving (high lumens per watt ratio)
- Compatible with Sensio single-colour receiver to enable dimming functionality
- Easy to install with the supplied high-quality 3M VHB adhesive backing tape
- Can be cut at 31mm marked intervals and the full reel can be utilised regardless of the number of cuts with the use of Sensio Clip Connectors eliminating any wastage
- Supplied with a 1.5m driver connection cable at each end of the strip with a JB4 connector, eliminating the possibility of wrongly connecting the strip
- Please note: this product has a rating of 6W per metre. Select a suitably rated driver for total length to be used i.e. a full 5 metre run of strip lighting will require a 30W driver



Code	LED Colour	Length	Driver	Wattage	Sensio Part No
91963	Cool White	5000mm	Titan	6W per mtr	SE20055C0
49707	Cool White	5000mm	Included	6W per mtr	SE20055C1
71524	Natural White	2000mm	Titan	6W per mtr	SE20125N0
41481	Natural White	2000mm	Included	6W per mtr	SE20125N1
54582	Natural White	5000mm	Titan	6W per mtr	SE20055N0
27318	Natural White	5000mm	Included	6W per mtr	SE20055N1
45752	Warm White	5000mm	Titan	6W per mtr	SE20055W0
15992	Warm White	5000mm	Included	6W per mtr	SE20055W1

Polar COB Driver Connection Cable



For connecting runs of LED strips to a driver, 2.5m.

Code	Sensio Part No
52226	SE103990

Polar COB Driver Interconnecting Cable



For connecting runs of LED strips together, 1.5m.


Code	Sensio Part No
04560	SE105790

Polar COB Corner Connector

For connecting LED strips together around a corner, 50mm.

Code	Sensio Part No
08263	SE105990

Polar COB Transparent Joining Clip



Code	Sensio Part No
52706	SE112940


Polar COB End Cap / Interconnecting Clip

For connecting LED strips together.

Code	Sensio Part No
29692	SE11290



Flexible Strip Lighting



Primo 5M Clip LED Flexible Strip

- This customisable flexible strip allows several areas of a room to be illuminated using just one strip
- Supplied as a 5m reel
- The strip can be cut every 100mm: scissor marks on the product indicate where it's suitable to cut
- The strip has connection points every 100mm. When cutting the strip and reconnecting or connecting the first strip; slide the strip into the clip connector so the connectors sit under the 2 prongs and push down the clip head. (Ensure the polarity is correct)
- Each reel is supplied with 3M self-adhesive backing and silicone fixing clips for secure installation
- Starter kits include a 30W driver
- 2.5m Driver Connection Cable (SE101080) is required to run the Primo (sold separately)

Code	LED Colour	Length	Driver	Wattage	Sensio Part No
47140	Cool White	5000mm	Titan	3.6W per mtr	SE10755C0
51250	Cool White	5000mm	Included	3.6W per mtr	SE10755C1
33440	Warm White	5000mm	Titan	3.6W per mtr	SE10755W0
56727	Warm White	5000mm	Included	3.6W per mtr	SE10755W1



Primo/Sigma Driver Connection Cable

For connecting runs of LED strips to a driver, 2.5m. Compatible with Primo and Sigma.

Code	Type	Sensio Part No
90058	Flexible Strip Driver Connection Cable 2.5 mtr	SE101080



Interconnecting Cable 1.5m

For connecting runs of LED strips to a driver, 1.5m. Compatible with Primo 2 and Dart.

Code	Type	Sensio Part No
13848	Flexible Strip 1.5m Interconnecting Lead	SE100750

Primo/Sigma Corner Connector

For connecting LED strips together around a corner, 50mm. Compatible with Primo and Sigma.

Code	Type	Sensio Part No
17438	Flexible Strip Corner Connector 50mm	SE101050



Primo/Sigma End Cap / Interconnecting Clip

For connecting LED strips together. Compatible with Primo and Sigma.

Code	Type	Sensio Part No
76427	Flexible Strip End Cap / Interconnecting Clip	SE100050



Pendant Lights



Solinas Black Pendant Light

A striking crushed crystal, matte black industrial style cylindrical pendant light. Ideal for both the kitchen and bathroom to light over kitchen islands or bathroom vanity units.

- Perfect for both single or cluster implementation
- Offers diffused illumination through its crystalline ring and underside lens
- Available in both cool and warm white with a replaceable GU10 LED bulb
- Suitable for use with a wall dimmer
- Suspended on a 1.4m black cable from a matte black ceiling mount
- IP44 rated - protected against solid objects over 12mm (e.g. fingers) and protected against water drops at a 15 degree angle from the vertical



Code	LED Colour	Wattage	Sensio Part No
29445	Cool White	3.5W	SE82098C0
83248	Warm White	3.5W	SE82098W0



Zirconia Cone Pendant


Can be used as a single light or as a cluster with two or three fittings.

- Features 24 integrated LEDs (not dimmable)
- LEDs have a long lifespan of 30,000 hours
- Pendant is suspended on a 920mm adjustable stainless steel cable
- IP44 rated - suitable for use in the bathroom (zone 2 areas or outside of zone 2)
- Dimensions: L 1200mm x W 120mm (cable length is 920mm)
- The mains cable is not supplied with this product



Code	LED Colour	Finish	Wattage	Sensio Part No
75409	Warm White	Chrome	4.8w	SE32101W0

Plinth Lighting



Halo TrioTone™ Colour Switchable LED Plinth Lights

The Halo TrioTone™ Colour Switchable LED Plinth Light is a stylish, discreet and recessed fitting, giving the choice of desired colour temperature, from warm white (3000k) to natural white (4000k) to cool white (5000k) by using the button on the underside of the fitting.

- Selectable Colour Temperature
- Multiple fittings can be 'daisy-chained' for flexible installation
- IP44 rated
- Diffused cover: no visible LEDs
- 4 and 8 light kits include driver



Code	LED Colour	Finish	Lights	Driver	Wattage	Sensio Part No
78632	Cool / Warm / Natural White	Stainless Steel	1	Titan	0.5W	SE150000
73494	Cool / Warm / Natural White	Stainless Steel	4	Included	2W	SE150004
56561	Cool / Warm / Natural White	Stainless Steel	8	Included	4W	SE150008




Luce SLS LED Plinth Lights

- Super thin, stainless steel square plinth lights
- Sit flush to the plinth board
- Diffused, integrated LEDs - no visible spots
- Easy to install
- Fittings can be daisy chained for simple installation
- Available individually or as a pack of 4
- 4 light kit includes a 6W driver



Code	LED Colour	Finish	Lights	Driver	Wattage	Sensio Part No
64494	Cool White	Stainless Steel	4	Included	2.4W	SE15090C4.1
20907	Natural White	Stainless Steel	4	Included	2.4W	SE15090N4.1
75246	Warm White	Stainless Steel	4	Included	2.4W	SE15090W4.1



Luce Add-On Lights

A single Luce fitting, to be daisy-chained with new or existing Luce plinth installations.

Code	LED Colour	Finish	Lights	Wattage	Sensio Part No
23146	Cool White	Stainless Steel	1	0.6W	SE15090C0
34150	Natural White	Stainless Steel	1	0.6W	SE15090N0
72563	Warm White	Stainless Steel	1	0.6W	SE15090W0

Plinth Lighting



Specto LED Plinth Lights

- Ideal for use on kitchen plinth boards or in Zone 2 of the bathroom (IP44 rated)
- A stylish, low wattage and discreet fitting - 15mm fittings
- Fittings can be daisy chained for simple installation
- 2x 75cm cable per fitting for daisy chain connection
- Available individually or as a pack of 4
- 4 light kits come with a 6W driver



Code	LED Colour	Finish	Lights	Driver	Wattage	Sensio Part No
97643	Cool White	Chrome	4	Included	1.28W	SE15091C4
19313	Warm White	Chrome	4	Included	1.28W	SE15091W4

Specto Add-On Lights

A single Specto fitting, to be daisy-chained with new or existing Specto plinth installations.



Code	LED Colour	Finish	Lights	Wattage	Sensio Part No
31085	Cool White	Chrome	1	0.32W	SE15091C0
34845	Warm White	Chrome	1	0.32W	SE15091W0



Nimbus LED Plinth Lights

Create stunning effects in a bathroom or kitchen by enhancing features and focal points.

- Suitable for use in bath panels, ceramic tiles, natural stone, hard wood or quartz flooring
- IP67 rated fittings: can be used in all bathroom zones and fully protected against the ingress of dust and protected against immersion in water (up to 30 minutes between 0m and 1m)

- These fittings are daisy-chained and connected back to the driver via IP44 rated connectors
- Cable length: 1m (500mm per side of each fitting) and 1.5m cable back to driver
- Maximum walkover pressure: 100kg
- Diameter: 30mm, Depth: 12mm, Cut-out: 24mm



Code	LED Colour	Finish	Lights	Driver	Wattage	Sensio Part No
86591	Cool White	Stainless Steel	6	Included	3.6W	SE35000C6

Cube and Circa TrioTone™ Fire Rated Downlights

The TrioTone™ Circa and Cube downlights feature a round/square glass bezel: the contemporary design will add a touch of luxury to any bathroom and is suitable for use above a shower cubicle or over a bath.

- Available in clear or tinted black glass
- Easy to install (push fit installation, integrated driver and wires directly to 240v supply)
- Brighter than a 50W GU10 Halogen
- 3-in-1 TrioTone™ light (Cool, Natural and Warm White)
- Fully tested to 30, 60, 90 minutes fire rating
- Dimmable from 0-100%, with most standard dimmers (only tested/compatible with Sensio dimmer switchers/controls)
- Fully compliant with all current UK building regulations



Interchangeable bezels (Chrome / Stainless Steel / White included)

TrioTone™ Fire Rated Downlight

- Easy to install (push fit installation, integrated driver and wires directly to 240v supply)
- TrioTone™ technology, allowing the light source to be changed between Cool, Natural and Warm White
- Ideal for bathroom (all zones)
- Fully tested to 30, 60, 90 minutes fire rating
- Dimmable from 0-100%, with most standard dimmers (only tested/compatible with Sensio dimmer switchers/controls)
- Super slim interchangeable bezels included: Chrome, Stainless Steel, White
- Brighter than a 50W GU10 Halogen
- Suitable for use inside and outside due to its IP65 rating

Code	LED Colour	Wattage	Sensio Part No
05874	Cool / Warm / Natural White	8W	SE62095T0



Circa TrioTone™ Downlight

The TrioTone™ Circa features a round glass bezel.




Code	LED Colour	Finish	Wattage	Sensio Part No
00125	Cool / Warm / Natural White	Black Glass	8W	SE62294T0
57485	Cool / Warm / Natural White	Clear Glass	8W	SE62094T0



Cube TrioTone™ Downlight

The TrioTone™ Cube features a square glass bezel.



Code	LED Colour	Finish	Wattage	Sensio Part No
34695	Cool / Warm / Natural White	Black Glass	8W	SE62394T0
49601	Cool / Warm / Natural White	Clear Glass	8W	SE62194T0

Drawer Lighting



Dura Plus LED Battery Drawer Light

The Dura Plus is an innovative battery-powered drawer light with a PIR sensor which is great for energy conservation whilst still producing a high light output.

- Battery powered - No wiring necessary.
- Easy to install: simply use the soft magnet with 3M adhesive tape.
- Built-in PIR sensor.
- PIR Sensor has a detection angle of 120° and a detection range of 3 metres.
- PIR Sensor has a timer control switch - can be set to either 20 or 60 secs.
- 25,000 hours lamp life.
- Requires 4 AAA batteries

Code	LED Colour	Length	Finish	Wattage	Sensio Part No
22804	Cool White	300mm	Aluminium	1W	SE16097C0




Verso HD LED Drawer Light

- Various lengths available to suit standard drawer carcasses
- IR sensor integrated on the front edge of the fitting; as soon as the drawer is opened the light will illuminate. Once the drawer is closed the fitting will switch off immediately to conserve energy
- The ideal solution to illuminate pan drawers
- Low wattage, meaning a full drawer stack can be illuminated using only one LED driver
- Brackets and cable tidy supplied



Code	LED Colour	Length	Finish	Driver	Wattage	Sensio Part No
32268	Cool White	562mm	Aluminium	Titan	3.3W	SE7305HDCW.24
24532	Cool White	862mm	Aluminium	Titan	5.4W	SE7315HDCW.24
63624	Cool White	962mm	Aluminium	Titan	6W	SE7320HDCW.24

Shelf Lighting



Adorn Shelf Clip Profile

- A discreet profile that clips on to the back of an internal cupboard shelf
- Fits 18mm shelves
- Features upwards and downwards facing light sources to illuminate the cupboard
- Part of the Universal range of profiles which are compatible with any of the Sensio flexible strip range
- Features a U-shaped channel that clips around shelf edge
- Can be cut to size
- Attaches to the shelf with a simple push-fit

Code	Length	Sensio Part No
19835	1mtr	SE190720



Glow Glass Shelf Clip Profile

- An inconspicuous solution to transform the appearance and functionality of feature cabinets as well as practical task lighting to locate items in a cupboard
- Part of the Micro-Lines range of profiles which have been designed for flexible strips that are 5mm in width or below (Ion 5 and Neutron Nano)
- Emits relaxing mood lighting that flows out into the kitchen when used on glass feature shelves
- Features an innovative living hinge allowing the two parts of the profile to stay attached when the flexible strip is installed and making it simple to clip the two sections back together
- Can be cut to size
- Fits 4-8mm glass shelves
- Attaches to the back of the shelf with a simple push-fit

Code	Length	Sensio Part No
72188	1mtr	SE190790

Shelf Lighting



Genoa Shelf Profiles

The Genoa Integrated LED shelf profile is a unique product that can transform a normal wooden shelf into an illuminated shelf. The product features a U-shape profile for easy and simple installation on 18mm thick shelves. Simply clip the profile on to an appropriately sized shelf: light is projected vertically in both directions.

- Integrated LED profile with diffuser
- Available in two different lengths
- Suitable for 18mm wooden shelves
- finish: Champagne Aluminium
- Compatible with any Sensio 24 Volt driver



Code	LED Colour	Length	Driver	Wattage	Sensio Part No
79631	Cool White	563mm	Titan	9.5W	SE18592C0




Torino Shelf Light

The Torino is a sleek and stylish LED shelf that has cool white LEDs embedded within the frame to create a stunning glow as the light is refracted through the tempered glass.

- Designed for easy installation
- Available in anodized aluminium with matt black or silver finishes
- Available in 600mm or 900mm lengths
- IP44 rating - suitable for installation in bathroom zone 2
- Recommended maximum load of 10kg



Code	LED Colour	Length	Finish	Driver	Wattage	Sensio Part No
07341	Cool White	600mm	Black	Titan	5.4W	SE17238C0
08566	Cool White	900mm	Black	Titan	8.4W	SE17268C0
28568	Cool White	600mm	Silver	Titan	5.4W	SE17232C0
13040	Cool White	900mm	Silver	Titan	8.4W	SE17262C0



Blaze Slim Recessed Profile

- Designed specifically for the 3.5mm wide Neutron flexible strip - part of the Nano-Lines range of super slim lights and profiles
- An incredibly thin, diffused profile that produces an even spread of light with no visible LED points from the flexible strip
- Suitable for a range of applications in the kitchen and bedroom including wardrobes and cupboards
- The flexible strip mounting platform is angled to enable the flexible strip to extend round corners when paired with the Blaze corner connectors
- Fully diffused corner connectors result in a fully illuminated light circuit with no dark corners
- Simple push-fit installation
- Wide wings cover any router imperfections
- Can be cut to size
- Supplied with one set of end caps (additional end caps sold separately)
- 1.5m length supplied with 2 mounting brackets and 2.5m length supplied with 4 mounting brackets (additional mounting brackets sold separately)

Code	Length	Sensio Part No
62008	1.5mtr	SE182720
55408	2.5mtr	SE182820



Blaze Profile End Caps

Additional end caps for the Blaze profile.

Code	Sensio Part No
02098	SE984950



External Corner Connector



Internal Corner Connector

Blaze Profile Corner Connectors

Use with the Blaze profile to ensure fully illuminated corners when light is required to run around a 90° internal or external angle as applicable.

Code	Type	Sensio Part No
50014	External Corner	SE985980
61587	Internal Corner	SE986950



Gamma Slim Surface Mounted Profile

- Designed specifically for the 3.5mm wide Neutron flexible strip - part of the Nano-Lines range of super slim lights and profiles
- An incredibly thin profile that produces an even spread of light with no visible LED points from the flexible strip
- Perfect for use under cabinets or in larders or wardrobes
- Features an internal angled flexible strip mounting platform enabling the strip to extend around corners when paired with the corner connectors resulting in a fully illuminated light circuit with no dark corners
- Simple push-fit installation with brackets
- Can be cut to size
- Supplied with one set of end caps (additional end caps sold separately)
- 1.5m length supplied with 2 mounting brackets and 2.5m length supplied with 4 mounting brackets (additional mounting brackets sold separately)

Code	Length	Sensio Part No
35378	1.5mtr	SE183720
29073	2.5mtr	SE183820



External Connector



Internal Connector

Gamma Profile
Corner Connectors

Use with the Gamma profile to ensure fully illuminated corners when light is required to run around a 90° internal or external angle as applicable.


Code	Type	Sensio Part No
88169	External Corner	SE988950
14950	Internal Corner	SE989950



Gamma Profile
Mounting Brackets

Additional mounting brackets for the Gamma profile.


Code	Sensio Part No
89100	SE910950



Gamma Profile
End Cap Kit

Additional end caps for the Gamma profile.

Code	Sensio Part No
20073	SE987950



Ray Angled Profile

- Designed specifically for the 3.5mm wide Neutron flexible strip - part of the Nano-Lines range of super slim lights and profiles
- Fully diffused, angled light source - prevents glare and ideal for under cabinets or shelves where the light needs to be focussed
- Suitable for a range of applications in the kitchen and bedroom including wardrobes and cupboards
- The flexible strip mounting platform is angled to enable the flexible strip to extend around corners when paired with the Ray corner connectors
- Fully diffused corner connectors result in a fully illuminated light circuit with no dark corners
- Simple push-fit installation with brackets
- Can be cut to size
- Supplied with one set of end caps (additional end caps sold separately)
- 1.5m length supplied with 2 mounting brackets and 2.5m length supplied with 4 mounting brackets
- Internal and external corner connectors, additional end caps and mounting brackets sold separately

Code	Length	Sensio Part No
70791	1.5mtr	SE184720
12152	2.5mtr	SE184820



Ray Angled Profile End Caps

Additional end caps for the Ray profile.

Code	Sensio Part No
11966	SE990950



External Corner Connector



Internal Corner Connector

Ray Angled Profile Corner Connectors

Use with the Ray profile to ensure fully illuminated corners when light is required to run around a 90° internal or external angle as applicable.


Code	Type	Sensio Part No
57078	External Corner	SE991950
97390	Internal Corner	SE992950



Ray Angled Profile Mounting Bracket

Additional mounting brackets for the Ray profile.

Code	Sensio Part No
86129	SE911950




Accent Plinth Micro Profile

The Accent Micro Profile provides an innovative solution designed for mounting flexible strip lighting along plinth boards.

- Part of the Micro-Lines range exclusively designed for flexible strips 5mm in width or below (Ion 5 and Neutron Nano)
- Provides a diffused light effect
- Ultra-slim profile
- Can be cut to size
- Clips around the plinth board for secure mounting
- Removable strip mount for ease of installation and serviceability
- Designed to fit 16-18mm plinth boards
- Provides additional protection to the flexible strip
- No dark spots around corners when paired with the corner connectors
- Includes two end caps

Code	Length	Sensio Part No
64891	1.5mtr	SE185700
08703	2.5mtr	SE185800



Accent Plinth Profile Corner Connectors

Use with the Accent plinth profile to ensure fully illuminated corners when light is required to run around a 90° internal or external angle as applicable.

Code	Type	Sensio Part No
87409	External Corner	SE994950
87227	Internal Corner	SE995950



Accent Profile Installation Aid

Aids installation of the Accent Profile corner connectors.


Code	Sensio Part No
97477	SE996950



Accent Profile End Caps Kit

Additional end caps to fit both the Vector Handleless Profile and the Accent Plinth Profiles.

Code	Sensio Part No
64097	SE993950




Vector Handleless Micro Profile

The ideal lighting solution for contemporary handleless kitchens.

- Subtle and unobtrusive whilst emitting a powerful source of mood lighting
- Part of the Micro-Lines range of profiles which have been designed for flexible strips that are 5mm in width or below (Ion 5 and Neutron Nano)
- Provides protection of the flexible strip light when hands go to open drawers and cupboards
- Features an angled light source that guarantees the diffusion of individual LED points
- Removable strip mounting plate for ease of installation and serviceability
- Fully diffused corner connectors result in a fully illuminated light circuit with no dark corners
- Can be cut to size
- Attaches inside the handleless channel with VHB tape
- Includes two end caps

Code	Length	Sensio Part No
59115	1.5mtr	SE181700
14519	2.5mtr	SE181800



Vector Plinth Profile
Corner Connectors

Use with the Vector plinth profile to ensure fully illuminated corners when light is required to run around a 90° internal or external angle as applicable.

Code	Type	Sensio Part No
56668	External Corner	SE981950
72701	Internal Corner	SE982950



Vector Profile
Installation Aid

Aids installation of the Vector Profile corner connectors.

Code	Sensio Part No
15932	SE983950



Vector Profile
End Caps Kit

Additional end caps to fit both the Vector Handleless Profile and the Accent Plinth Profiles.

Code	Sensio Part No
64097	SE993950



Adapt Corner and Drawer Profile

- A corner profile perfect for installation under cabinets, shelves or inside larger units or inside drawers
- Provides directional and diffused light where it is needed
- Part of the Micro-Lines range of profiles which have been designed for flexible strips that are 5mm in width or below (Ion 5 and Neutron Nano)
- Features an innovative living hinge allowing the two parts of the profile to stay attached when the flexible strip is installed and making it simple to clip the two sections back together
- Fully diffused resulting in an even spread of light with no visible LED points from the flexible strip
- Can be cut to size
- Mounting brackets and end caps included

Code	Length	Sensio Part No
53993	1.5mtr	SE186790
43309	2.5mtr	SE186890



Adapt Profile End Caps

Additional end caps for the Adapt Profile.

Code	Sensio Part No
59578	SE999950



Adapt Profile
Mounting Brackets


Additional mounting brackets for the Adapt Profile.

Code	Sensio Part No
75934	SE997950



Adapt Profile Drawer
Mounting Brackets

Code	Sensio Part No
45983	SE998950



Beam Angled Aluminium Profile

- Angled profile ideal for illuminating cupboards or larders providing an even spread of diffused light
- Part of the Universal range of profiles which are compatible with any of the Sensio flexible strip range
- Light grey finished end caps
- Supplied with one cut out end cap to feed cables through and one with no cut-out for a neat finish
- Opal PC cover to diffuse the LED points
- Mounting brackets and end caps supplied with each profile (2 brackets with 1000mm & 4 with 2200mm)
- Additional mounting brackets and end caps sold separately


Code	Length	Sensio Part No
25929	1mtr	SE982120
66819	2.2mtr	SE982220



Beam Additional
End Cap Set

Additional end caps for the Beam Profile.


Code	Sensio Part No
99973	SE983050



Beam Additional
Mounting Bracket Set

Additional mounting brackets for the Beam Profile.


Code	Sensio Part No
48613	SE984050




Contour Under Worktop Profile

- Ideal for contemporary kitchen designs with handleless cabinets
- Also suitable for other applications: inside larders or wardrobes
- Compatible with Sensio flexible LED strips and has an opaque diffused lens so that individual diodes are not visible
- Can be cut to any desired length
- Internal and external corner connectors are optional extras
- Supplied with end caps - additional end caps (SE97790) are available separately

Code	Length	Sensio Part No
93122	1mtr	SE98210
62891	2.5mtr	SE98220



Internal Corner



External Corner

Contour Corner Connectors

Code	Type	Sensio Part No
66695	External Corner	SE97990
80510	Internal Corner	SE97890



Contour End Cap

Additional end caps for the Contour Profile.

Code	Sensio Part No
38492	SE97790



Linia Recessed Aluminium Profile

- Perfect for use inside cabinets, larders or wardrobes providing a flush fit for a minimalist finish
- Part of the Universal range of profiles which are compatible with any of the Sensio flexible strip range
- End caps protrude to fill the gap in furniture when cut with a router for neat finish
- Small wings cover any imperfections in the routed edge
- End caps supplied with each profile (2 with the 1000mm, 4 with the 2200mm)
- Can be cut to size
- Additional end caps sold separately
- Available in aluminium and black finishes

Code	Length	Finish	Sensio Part No
37654	1mtr	Aluminium	SE980120
06860	2.2mtr	Aluminium	SE980220
35660	1mtr	Black	SE980180
91603	2.2mtr	Black	SE980280



Linia Profile End Caps

2 extra end caps for the Linia profile.

Code	Type	Sensio Part No
89859	Black	SE980980
95971	Silver	SE980920



Fino Surface Mounted Aluminium Profile

- Aluminium and Black finishes available
- Use under a cabinet to create a continuous run of streamlined task lighting
- The profile is extremely slim to create the ultimate discreet lighting solution
- Profile has a flexible frosted diffuser cover
- A versatile solution as both the profile and flexible strip can be cut to length - perfect for bespoke sizes
- Butt lengths of the profile together if a longer run is required
- End caps and mounting brackets included

Code	Length	Finish	Sensio Part No
98931	1mtr	Aluminium	SE981120
02268	2mtr	Aluminium	SE981220
94702	1mtr	Black	SE981180
37891	2mtr	Black	SE981280



Fino Profile End Caps

Additional end caps for the Fino profile.

Code	Sensio Part No
40476	SE982050
27902	SE982080




Fino Profile Mounting Brackets

Additional mounting brackets for the Fino profile.

Code	Sensio Part No
94580	SE981050

Wardrobe Lighting



Alto Rechargeable LED Wardrobe Rail Light

- Aluminium wardrobe rail light with anti-slip design
- Features an integrated PIR sensor which automatically switches the light on when the wardrobe door is opened
- The PIR will remain on for 30 seconds and then automatically switch off to conserve battery power
- Can be cut down if required. Cut length stated is the maximum from the left side of the unit
- No electrical installation required: contains a Lithium-ion rechargeable battery
- Run-time of the product is 6.5 months based on 2.5 minutes of use per day
- Average charging time is 5.5 hours
- Recharge the unit using the USB charger, available separately
- The maximum weight load of the rail is 20kg

Code	LED Colour	Length	Finish	Wattage	Sensio Part No
98486	Natural White	562mm	Aluminium	0.6W	SE53002C0
99737	Natural White	962mm	Aluminium	1W	SE53202C0



Alto USB Charger

Code	Sensio Part No
07621	03.2005.0800



Chrome



Stainless Steel

Magnum Rechargeable LED

The Magnum rechargeable battery cabinet light has a rechargeable lithium-ion battery and an integrated PIR sensor.

- Battery is rechargeable using the integrated USB port (USB cable included)
- Has an on/off switch to save the battery capacity when the unit is not in use
- Integrated PIR sensor enables the unit to stay lit when movement is detected, or when the cabinet door is opened
- If no movement is detected the unit will switch off after 10 seconds
- Simple installation via a self adhesive magnetic plate
- Magnum light can be easily removed from the magnetic plate for charging purposes
- Diffused cover
- Rapid battery charge time (<2 hours)
- Battery duration: 6 months - based on 2 mins of usage per day

Code	LED Colour	Length	Lights	Sensor	Charger	Sensio Part No
39156	Natural White	Chrome	1	PIR	Included	SE3391N0
87060	Natural White	Stainless Steel	1	PIR	Included	SE3300N0





SensioPod E Pull-Up Socket

The SensioPod E is a versatile extension that can deliver power to many different electrical items, especially suited to kitchen islands where power sockets are often limited.

- Slim handle sits almost flush with the worktop for a seamless finish
- Spring mounted handle
- 3 x power sockets
- 2 x USB sockets

Stainless Steel



Black



- IP20 rated
- Simple installation - 1.5m cable with 13A plug attached
- Small footprint
- Can be retrofitted into wooden surfaces

Code	Finish	Cut Out	Sensio Part No
09467	Aluminium	80mm	SE894920
14049	Black	80mm	SE894930
39593	Stainless Steel	80mm	SE891900



SensioPod M Motorised Socket

The SensioPod M, with its smooth, motorised mechanism, is the perfect addition to a kitchen island unit or worksurface to provide power and charging facilities.

- Motorised mechanism with anti-trap feature
- Pausing feature to allow the pod to be partially lowered when in use
- Simple touch sensor control
- Integrated Qi charger
- 3 x Power sockets

- 2 x USB sockets
- IP54 rated
- Simple installation - 1.8m cable with 13A plug attached
- Small footprint
- Aluminium finish



Code	Finish	Cut Out	Sensio Part No
95181	Aluminium	98mm	SE892920



SensioPod M Motorised Socket with Bluetooth

The SensioPod M Bluetooth has all the features of the SensioPod M but also has an integrated Bluetooth speaker - perfect for playing music in the kitchen.

- Motorised mechanism with anti-trap feature
- Pausing feature to allow the pod to be partially lowered when in use
- Simple touch sensor control
- 3 x Power sockets
- 2 x USB sockets
- Integrated Qi charger
- Integrated Bluetooth speaker
- Aluminium finish



Code	Finish	Cut Out	Sensio Part No
46539	Aluminium	98mm	SE893920



Titan+ Sensor Drivers

Titan+ Sensor Driver for powering compatible lighting, and if required control accessories - PIR, IR, Switch & Gate sensors. Simply plug in the chosen sensor to the designated port in the driver.

- Slim 16mm depth
- Easy to use and install
- Integrated JB4 distribution ports
- Mains cable included (2mtr)



Code	Wattage	Ports	Sensio Part No
62771	6W	4	SE495950
78755	15W	6	SE496950
32277	30W	6	SE497950



Sensio 24v JB4 Port Expander

Increase the capacity of the driver with an additional 10 ports.

Code	Sensio Part No
10926	SE990990



Titan+ IR Sensor

- Allows activation of all lighting plugged into the Titan+ driver with the swipe of a hand
- Detection range of 0-5cm
- Perfect for recessed or surface mounting (with the included bracket)

Code	Type	Sensio Part No
96620	IR	SE490250



Titan+ PIR Sensor

- Allows activation of all lighting plugged into the Titan+ driver by detecting motion
- Detection range of 0-3m
- Detection angle of 120°
- Perfect for recessed or surface mounting (with the included bracket)
- Cut out diameter of 12mm

Code	Type	Sensio Part No
35590	PIR	SE491250



Titan+ Push Switch

- Allows activation of all lighting plugged into the Titan+ driver with the push of a button
- Perfect for recessed mounting in to a worktop
- Features a robust clicker switch
- Cut out diameter of 12mm

Code	Type	Sensio Part No
40128	Push	SE492250



Titan+ Door Sensor

- Allows activation of all lighting plugged into the Titan+ driver with the opening and closing of doors
- Perfect for recessed or surface mounting (with the included bracket)
- Cut out diameter of 12mm
- 2m connection cable

Code	Type	Sensio Part No
39556	Door	SE493250



Titan+ Sensor Adapter

The Titan+ Sensor Adapter allows the Titan+ sensor range (IR / PIR / Push / Door) to be used with any driver featuring 2-pin ports (e.g. standard Titan driver or alternative standard driver), to control lights placed afterwards in the chain.

Code	Type	Sensio Part No
30552	Adapter	SE797990

Titan Smart Drivers

Compatible with Amazon Alexa and Google Assistant, the Titan Smart Drivers enable voice-activated control over lighting. Operated with the Sensio Smart App on both Android and iOS devices, the Titan Smart Drivers are available for both single colour and CCT colour temperature changing lights.

- Slim 16mm depth
- Easy to use and Install
- Integrated JB4 distribution ports
- Enables voice-controlled lighting
- Compatible with Amazon Alexa & Google Assistant
- Operated with the Sensio Smart App
- Mains cable included (2mtr)



Code	Wattage	LED Colour	Ports	Sensio Part No
56707	15W	Single Colour	4	SE405581.1
88631	30W	Single Colour	6	SE405591.1
52155	15W	CCT	4	SE405582.1
93213	30W	CCT	6	SE405592.1
27965	30W	RGB / CCT	4	SE405595

Titan Dimmable Driver

- Depth of 16mm
- Integrated 2-pin connector, distributor ports
- 2mtr mains cable included
- Short circuit & overload protection
- Surge and thermal protection
- Wide dimming range: 5% - 100%
- Wall dimmable
- Easy to use - Just plug and play
- Minimum 25% load



Code	Wattage	Dimmable	Ports	Sensio Part No
90772	30W	Yes	6	SE40899
22599	60W	Yes	10	SE40699



Universal Remote Control

- The remote can control single colour lighting (dimming), CCT (tunable white) and RGB (colour changing) lights
- Offers a multitude of functions including the ability to set up channels and zone lighting
- Wall mounting bracket provided to keep the remote safe and secure when not in use
- Requires 2x AAA batteries (not included)

Code	Sensio Part No
07402	SE770390

CCT Receiver

- Control CCT (Colour Changing Technology) lighting products
- Combine with the Remote Control to turn the lights on/off, dim to the preferred lighting level or select the light colour temperature
- The receiver has a memory function to recall settings
- Multiple receivers can be paired with a single Universal Remote Control
- 30m range
- 60W at 12V and 120W at 24V



Code	Sensio Part No
64786	SE771990



RGB-CCT Receiver

- Control RGB and CCT (Colour Changing Technology) lighting products
- Use with the Remote Control to turn the lights on/off, dim to the preferred lighting level, select the light colour temperature (CCT), or light colour (RGB)
- The receiver has a memory function to recall settings
- Multiple receivers can be paired with a single Universal Remote Control
- 30m range
- 36W at 12V and 72W at 24V

Code	Sensio Part No
52429	SE770990



Single Colour Receiver

- Control single colour lighting products (e.g warm white colour temperature lights)
- Combine with the Universal Remote Control to turn the lights on/off or dim to a preferred lighting level
- The receiver has a memory function to recall settings
- Multiple receivers can be paired with the a single Universal Remote Control
- 30m range
- 96W at 12V and 192W at 24V

Code	Sensio Part No
09886	SE772990

Link-S Receiver | Magnet | Reed Switch

The Link-S Receiver, Magnet and Reed Switch is a cleverly designed solution to control lighting wirelessly through the opening and closing of doors. The magnet and reed switch are suitable for mounting on any door and frame/surround: opening the door will send a signal to the receiver to trigger the lighting. The magnet and reed switch are easily installed with 3M transfer tape and the small size of the components ensures a discreet appearance. The Link-S Receiver can control multiple lights within a kitchen, which means no more fumbling for switches in the dark, and no more wasted energy when forgetting to turn the lights off.

- Cost Effective Solution (No electrical installation required)
- Ideal for Wardrobe and Kitchen Cabinets
- Compatible with Sensio Drivers
- >8m Range
- Battery life > 3 years
- One Receiver can support up to 5 Magnets + Reed switches
- One Reed switch + Magnet can support up to 5 Receivers



Link-S Receiver, Magnet and Reed Switch

Code	Sensio Part No
84512	SE79095



Link-S Receiver

Code	Sensio Part No
88362	SE79195



Link-S Magnet and Reed Switch

Code	Sensio Part No
67818	SE79295





Storage Solutions

Kitchen Wirework	178
Waste Bins	184
Cutlery Inserts	186
Slim Storage System	188
Bedroom Wirework	191



Galaxy Anthracite Kitchen Wirework



Galaxy Ace Waste Bin

- Features a steel lid which stays in the cabinet when the bin is pulled out
- Sturdy all-metal frame (40kg max. load)
- Full extension side-mounted soft-close runners
- Frame supports bins with integrated bag-retaining handles

Code	Cabinet	Finish	Height	Length	Capacity
01542	400mm	Anthracite	446mm	466mm	2 x 20ltr
60271	600mm	Anthracite	528mm	466mm	2 x 36ltr



Galaxy Centre Mounting Larder Unit

- Adjustable pull out frame and slides
- Full extension runners
- Soft close

Code	Finish	Width	Depth	Height
21861	Anthracite	300mm Cabinet	489mm	1790 / 2290mm



Galaxy Fly Moon

- Two pull out pivoting shelves with a melamine base and wire rail sides
- Height adjustable shaft
- Minimum door: 446mm



Code	Hand	Finish	Width	Depth	Height
11454	Left	Anthracite	826mm	435mm	665-705mm
26686	Right	Anthracite	826mm	435mm	665-705mm

Galaxy Anthracite Kitchen Wirework



Fly Box Lamina

Fly Box Lamina is the latest solution for difficult to reach and under-utilised corner cabinets.

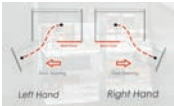
- Universal mounting: left or right
- Soft close
- Four baskets
- Two independent shelf levels
- 20kg capacity per level (40kgs total for whole unit)
- Single-movement mechanism
- Minimalist style, sheet metal baskets from the Vibo Lamina Collection
- Minimum door: 446mm (minimum blank panel: 450mm)

Code	Hand	Finish	Width	Depth	Height
15828	Universal	Anthracite	826mm	489mm	560mm



Galaxy Smart Corner

- Two fixed inner and two door baskets
- Opens in one smooth motion
- Soft close
- Minimum door: 446mm



Code	Hand	Finish	Width	Depth	Height
81256	Left	Anthracite	850mm	489mm	568mm
45450	Right	Anthracite	850mm	489mm	568mm



Galaxy Side Mounted Wire Pull Outs

- Side mounted pull outs designed for use in a cabinet with a minimum width of 150mm
- Complete with full extension side mounted soft close runners

Code	Hand	Soft Close	Finish	Width	Depth	Height
70847	Left	Yes	Anthracite	107mm	473mm	510mm
12890	Right	Yes	Anthracite	107mm	473mm	510mm



Smart Corner

- Two fixed inner and two door baskets
- Opens in one smooth motion
- Soft close
- Minimum door: 446mm
- Minimum blank panel: 450mm

Code	Hand	Finish	Width	Depth	Height
48828	Left	Chrome	850mm	489mm	568mm
33565	Right	Chrome	850mm	489mm	568mm



Centre Mounting Larder Units

- Adjustable pull out frame and slides
- Full extension runners
- Soft close

Code	Finish	Width	Depth	Height
32170	Chrome	300mm Cabinet	489mm	1790 / 2290mm
75922	Chrome	400mm Cabinet	489mm	1790 / 2290mm
27112	Chrome	500mm Cabinet	489mm	1790 / 2290mm

Solid Oak BC Worktops

Oak is the most popular wood species and personifies everything that people look for when they choose a solid wood worktop. It is extremely strong and hard wearing which is ideal for worktops.

The rich colour will mature and darken over time and add character to any kitchen. Choosing an Oak worktop guarantees a truly unique product that will give pleasure for many years to come.



TURN TO **PAGE 237**
TO FIND OUT MORE

- 40mm staves.
- Produced using high quality raw materials.
- Ultra smooth, silky and highly moisture resistant surface.
- Pre-oiled allowing a significant reduction in installation time.
- Advanced processes ensure both the grain and colour are consistent.
- Installation instructions and care / maintenance guidelines are included.

Kitchen Wirework



Fly Moon

- Two pull out pivoting shelves with a melamine base and wire rail sides
- Height adjustable shaft
- Minimum door: 446mm
- Minimum blank panel: 450mm

Code	Hand	Finish	Width	Depth	Height
76950	Left	Chrome	826mm	435mm	665-705mm
33477	Right	Chrome	826mm	435mm	665-705mm



Uniko Shelf

The unique and ultimate solution for corners. The Uniko Shelf is reversible for left or right hand fitting and can easily be fitted into existing cabinets, even ones with a shelf!

- Minimum opening: 398mm
- Minimum depth: 489mm
- For use with a 446mm door
- Sold individually

Code	Hand	Width	Depth	Height
42783	Universal	834mm	435mm	149mm



Side Mounted Wire Pull Outs (Handed)

- Side mounted pull outs designed for use in a cabinet with a minimum width of 150mm
- Complete with full extension side mounted soft close runners

Code	Hand	Soft Close	Finish	Width	Depth	Height
51816	Left	Yes	Chrome	107mm	473mm	510mm
32597	Right	Yes	Chrome	107mm	473mm	510mm



Side Mounted Wire Pull Outs (Universal)

- Side mounted pull outs designed for use in a cabinet with a minimum width of 150mm
- Comes complete with full extension side mounted ball bearing slides
- Integrated soft close is NOT included

Code	Hand	Soft Close	Width	Depth	Height
59193	Universal	No	110mm	464mm	480mm

Base Mounted Wire Pull Outs

- For use in a 300mm cabinet
- Full extension runners
- Integrated soft close
- 280mm high door brackets



Code	Baskets	Width	Depth	Height
57676	Two	235mm	450mm	522mm
50185	Three	235mm	450mm	522mm



3/4 Carousel

- Two carousels
- Height adjustable shaft
- Complete with blocking kit

Code	Diameter	Height
25880	715mm	645 / 790mm



1/2 Carousel

- Two carousels
- Height adjustable shaft
- Complete with blocking kit
- Suitable for a minimum 850mm cabinet

Code	Width	Depth	Height
65786	770mm	450mm	645 / 790mm



Wire Drawers With Soft Close

- Full extension runners
- Adjustable drawer brackets
- Integrated soft close
- Height of wire drawer: 120mm

Code	Width	Depth	Height
17706	400mm Cabinet	450mm	170mm
81150	500mm Cabinet	450mm	170mm
64767	600mm Cabinet	450mm	170mm



Door Accessory Unit

Designed to be fitted to the back of cabinet doors allowing optimum use of space in the kitchen. Fixing kit included.

Code	Width	Depth	Height
77464	320mm	100mm	395mm

Waste Bins



Ace Waste Bin

For use in cabinets of width 300mm / 400mm / 450mm / 500mm / 600mm.

- Features a steel lid which stays in the cabinet when the bin is pulled out
- Sturdy all-metal frame (40kg max. load)
- Full extension side-mounted soft-close runners
- Food waste bins (9ltr on 450, 500 & 600mm units) feature plastic lids with replaceable odour filters
- Frame supports bins with integrated bag-retaining handles
- Anthracite finish available in 400mm and 600mm units only (2 x 20ltr / 2 x 36 ltr)

Code	Cabinet	Finish	Height	Length	Capacity
16035	300mm	Light Grey	528mm	466mm	1 x 36ltr
01542	400mm	Anthracite	446mm	466mm	2 x 20ltr
38621	400mm	Light Grey	446mm	466mm	2 x 20ltr
97052	450mm	Light Grey	476mm	466mm	2 x 30ltr
44153	450mm	Light Grey	476mm	466mm	1 x 30, 1 x 10, 1 x 9ltr
79224	500mm	Light Grey	476mm	466mm	2 x 30ltr
67357	500mm	Light Grey	476mm	466mm	1 x 30, 1 x 10, 1 x 9ltr
60271	600mm	Anthracite	528mm	466mm	2 x 36ltr
93947	600mm	Light Grey	568mm	466mm	2 x 20, 1 x 10, 1 x 9ltr



Ace Food Caddy Waste Bin 5ltr

Hangs on to side of internal bins or over cabinet doors for quick, convenient food waste disposal.

Code	Finish	Capacity
21133	Light Grey	5L



Ace Food Caddy Replacement Filter

Code	Type
08028	Set of 5 (100x48mm)

Waste Bins

Devon Waste Bin

Set comprises:

- 1 x Wire pull-out frame
- 2 x 24ltr bins
- For use in a 400mm cabinet



Code	Cabinet	Height	Length	Capacity
14348	400mm	515mm	477mm	2 x 24ltr

Hartford Waste Bin

- For use in a 500mm cabinet
- Features a stainless steel lid which stays in the cabinet when the bin is pulled out
- Includes 2 x 36 litre bins
- Can be used behind a hinged door or fixed to a cabinet door using the included brackets



Code	Cabinet	Height	Length	Capacity
68514	500mm	595mm	508mm	2 x 36ltr

Pearl Waste Bin

- For hinged door cabinets
- Lid automatically tilts back when cabinet door is opened
- Fits minimum cabinet width 400mm
- Steel / black finish



Code	Width	Height	Capacity
38224	360mm	310mm	13ltr

AluLine Drawer Dividers



AluLine Drawer Dividers

Aluminium kitchen drawer organiser:

- Made using high quality extruded aluminium
- Designed to fit 450mm deep drawers

- Available for all common drawer widths
- Exclusive to HPP




Antaro AluLine Drawer Dividers

Code	Cabinet Width
37661	400mm
21613	450mm
44452	500mm
88219	600mm
45765	800mm
16674	900mm
81230	1000mm

Legrabox AluLine Drawer Dividers

Please note: these dividers are not compatible with M height internal Legrabox drawers.

Code	Cabinet Width
25404	400mm
84919	450mm
91304	500mm
14538	600mm
10735	800mm
34379	900mm
68909	1000mm



Legrabox Cutlery Inserts

- For use with 450mm deep Legrabox
- Grey finish which can be used with Orion Grey or Stainless Steel drawers

Code	Cabinet Width
44690	300mm
95523	400mm
82458	450mm
34238	500mm
67791	600mm

Code	Cabinet Width
59014	800mm
23518	900mm
71446	1000mm



Antaro Cutlery Inserts

Suitable for 450mm depth Antaro.

Code	Cabinet Width
44336	300mm
18716	400mm
70982	450mm
72590	500mm

Code	Cabinet Width
40591	600mm
40695	800mm
07871	900mm
14327	1000mm

Storage Solutions

Slim Storage System

Slim is a multifunctional structure of aluminium profiles and components that allows the design of an endless array of wardrobe and wall storage solutions. The versatility of the Slim system offers an almost infinite range of furnishing solutions; furthermore the simplicity of the Slim system lends itself perfectly to ease of installation and its resulting minimalistic design aesthetics.

- Easily and stylishly customise and divide rooms and wardrobes using all available space, both height and length
- Three different core applications - floor-to-wall, wall-to-wall, floor-to-ceiling (flat and sloping ceilings) - of the Slim wardrobe system allows installation in rooms of all shapes and sizes, creating functional and stylish furnishing and storage solutions


Visit www.hpbonline.co.uk/cat/2766 for a more detailed user guide and further design ideas



Slim Storage Aluminium Profile

- Used to create the main frame of the system
- Profiles can be cut down to any length
- Reversible profile: front facing edge can be either concave or convex

Code	Length	Width	Depth
52684	3mtr	16mm	53mm




Slim Storage Adjustable Foot

- Fixes to the end of profile where it will be in contact with the floor
- Adjustment allows for uneven floors
- Sold individually

Code	Adjustment
18209	+15mm

Slim Storage System



Slim Storage Wall or Ceiling Connector

- Includes components required to fix the profile to a wall or flat ceiling
- Sold individually

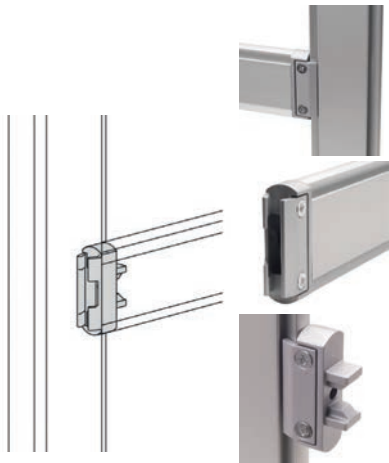
Code
23027



Slim Storage Sloping Ceiling Connector

- Includes components required to fix the profile to a sloping ceiling
- Adjustment allows for fitting on a wide range of angles
- Sold individually

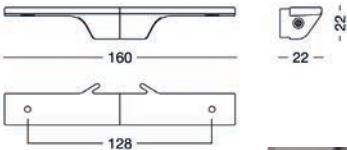
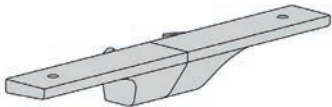
Code	Angle
16671	0 - 45°



Slim Storage Intermediate Support

- Bracket to allow mounting of an extra wall support
- Eliminates excessive movement on long profile runs
- Can be positioned at any height
- Sold individually
- A wall connector to fix the other end of each support will also be required (Item 23027)

Code
21502



Slim Storage Shelf Holder

- Bracket for attaching shelves and other items such as drawers
- Wood / MFC components simply screw in place
- Glass shelves and bigger units such as drawers also require item 91975 to provide support from above
- Sold as a handed pair

Code
06809

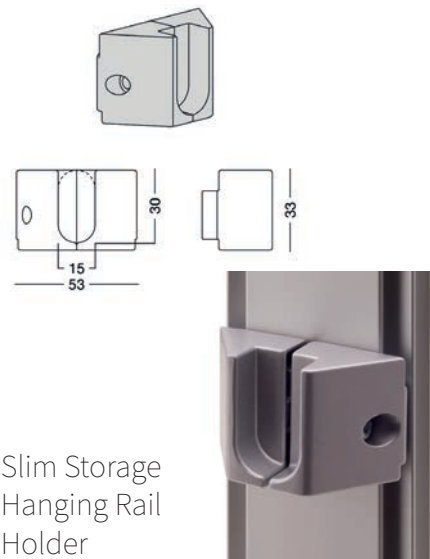
Slim Storage System



Slim Storage Glass Shelf Bracket

- Can be used with any thickness of glass shelf
- Can also be used with bigger items such as drawers and other units
- Must be used in conjunction with item 06809
- Sold as a pair

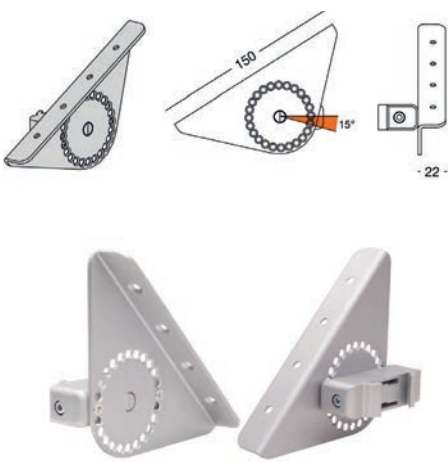
Code
91975



Slim Storage Hanging Rail Holder

- Compatible with 15 x 30mm oval hanging rail
- Can easily be positioned at any height
- Sold as a pair

Code
38976



Slim Storage Angled Shelf Bracket

- Easily create angled shelves in 15° increments
- For use with wood / MFC components only
- Ideal for shoe or magazine racks
- Sold as a handed pair

Code	Adjustment
06166	15°



Slim Storage Aluminium Hanging Rail

Code	Length	Width	Height
91892	2.9mtr	15mm	30mm

Bedroom Wirework



Wardrobe Pull Down


Code	Internal Width
53354	600 - 863mm
76239	864 - 1150mm



Wardrobe Pull Down Spacer

For use in a 1200mm wardrobe.

Code	Inner Width
57136	25mm



Aluminium Wardrobe Rail

Includes fixing hardware.

Code	Length
92766	600mm
77103	900mm
57481	1200mm

Fact!

"Our website is optimised for use on desktops, tablets and mobile phones so you can access the information you need wherever you are."



make it **happen** 





Flat Packs

Flat Pack Cabinets	194
Curved Flat Pack Cabinets	197



Flat Pack Cabinets



EasyCab Kitchen Cabinets

EasyCab flat pack kitchen cabinets use a tried and trusted Cam and Dowel construction to ensure a quick, straightforward and solid build.

- Easy to fit Cam and Dowel system
 - 18mm thick MFC panels with PVC edging
 - 18mm adjustable shelves
 - Solid 18mm top and 6mm back
 - Adjustable legs from 132 to 200mm
 - Pre-drilled for doors and drawers
 - Pre-drilled pilot holes for doors are for hinge holes with 100mm centres
 - Separate cabinets for drawer line and drawer pack
 - Standard 720mm & tall 900mm wall cabinet options
- (Tall larder units not Pre-drilled for hinges/shelves)



	BASE CABINETS			WALL CABINETS				TALL CABINETS	
	DOOR / DRAWER LINE	FULL DRAWER	CORNER	WALL	CORNER	ANGLED	BRIDGE	TALL LARDER	TALL OVEN
Height	720	720	720	720 & 900	720 & 900	720 & 900	290 & 360	1970 & 2150	1970 & 2150
Depth	560	560	560	300	300	300	300	560	560
150mm Width									
300mm Width									
400mm Width									
450mm Width									
500mm Width									
550mm Width									
600mm Width									
800mm Width								Tall larders include 4 shelves. Tall oven housings include 4 shelves & an extra 3 deeper shelves.	
900mm Width									
1000mm Width									

¹Door Size:
715 x 313mm (x2)
18mm Bi-Fold

²Door Size:
715 x 274mm (x2)
18mm Bi-Fold

Flat Pack Cabinets

Light Grey EasyCab Kitchen Cabinets

- MFC Match: U708ST9 Egger Light Grey
- Pre-drilled for doors and drawers (Tall larder units not Pre-drilled for hinges/shelves)
- Pre-drilled pilot holes for doors are for hinge holes with 100mm centres
- Separate cabinets for drawer line and drawer base
- Standard 720mm & tall 900mm wall cabinet options



Code	Unit Type	Width	Depth	Height
62299	Base	150mm	560mm	720mm
42371	Base	300mm	560mm	720mm
85414	Base	400mm	560mm	720mm
46381	Base	450mm	560mm	720mm
12864	Base	500mm	560mm	720mm
65482	Base	600mm	560mm	720mm
33696	Base	800mm	560mm	720mm
80669	Base	900mm	560mm	720mm
87733	Base	1000mm	560mm	720mm
37320	Drawer Base	400mm	560mm	720mm
74903	Drawer Base	450mm	560mm	720mm
43655	Drawer Base	500mm	560mm	720mm
99918	Drawer Base	600mm	560mm	720mm
42973	Drawer Base	800mm	560mm	720mm
56143	Drawer Base	900mm	560mm	720mm
17736	Drawer Base	1000mm	560mm	720mm
70941	Corner Base	900mm	900mm	720mm
13231	Wall	300mm	300mm	720mm
20628	Wall	400mm	300mm	720mm
20925	Wall	450mm	300mm	720mm
73984	Wall	500mm	300mm	720mm
32034	Wall	600mm	300mm	720mm
09139	Wall	800mm	300mm	720mm
30668	Wall	900mm	300mm	720mm
81290	Wall	1000mm	300mm	720mm
58326	Angled Corner Wall	600mm	600mm	720mm
47449	Corner Wall	600mm	600mm	720mm
15441	Tall Wall	300mm	300mm	900mm
18517	Tall Wall	400mm	300mm	900mm
47460	Tall Wall	450mm	300mm	900mm
63460	Tall Wall	500mm	300mm	900mm
68274	Tall Wall	600mm	300mm	900mm
29360	Tall Wall	800mm	300mm	900mm
45132	Tall Wall	900mm	300mm	900mm
95431	Tall Wall	1000mm	300mm	900mm
10881	Tall Angled Corner Wall	600mm	600mm	900mm
96419	Bridging	600mm	300mm	290mm
09495	Bridging	600mm	300mm	360mm
85091	Bridging	900mm	300mm	290mm
86726	Bridging	900mm	300mm	360mm
34031	Tall Larder for 720mm Wall	300mm	560mm	1970mm
91971	Tall Larder for 720mm Wall	400mm	560mm	1970mm
26079	Tall Larder for 720mm Wall	500mm	560mm	1970mm
77945	Tall Larder for 720mm Wall	600mm	560mm	1970mm
14884	Tall Oven Housing for 720mm Wall	600mm	560mm	1970mm
10536	Tall Larder for 900mm Wall	300mm	560mm	2150mm
46795	Tall Larder for 900mm Wall	400mm	560mm	2150mm
46620	Tall Larder for 900mm Wall	500mm	560mm	2150mm
34404	Tall Larder for 900mm Wall	600mm	560mm	2150mm
16979	Tall Oven Housing for 900mm Wall	600mm	560mm	2150mm

Flat Pack Cabinets

White EasyCab Kitchen Cabinets

- MFC Match: K101 Kronospan White
- Pre-drilled for doors and drawers (Tall larder units not Pre-drilled for hinges/shelves)
- Pre-drilled pilot holes for doors are for hinge holes with 100mm centres
- Separate cabinets for drawer line and drawer base
- Standard 720mm & tall 900mm wall cabinet options



Code	Unit Type	Width	Depth	Height
61302	Base	150mm	560mm	720mm
85368	Base	300mm	560mm	720mm
63064	Base	400mm	560mm	720mm
90110	Base	450mm	560mm	720mm
10918	Base	500mm	560mm	720mm
58082	Base	600mm	560mm	720mm
58229	Base	800mm	560mm	720mm
51507	Base	900mm	560mm	720mm
90102	Base	1000mm	560mm	720mm
59696	Drawer Base	400mm	560mm	720mm
58996	Drawer Base	450mm	560mm	720mm
44487	Drawer Base	500mm	560mm	720mm
58493	Drawer Base	600mm	560mm	720mm
44856	Drawer Base	800mm	560mm	720mm
78971	Drawer Base	900mm	560mm	720mm
85643	Drawer Base	1000mm	560mm	720mm
07086	Corner Base	900mm	900mm	720mm
30720	Wall	300mm	300mm	720mm
02934	Wall	400mm	300mm	720mm
03303	Wall	450mm	300mm	720mm
21671	Wall	500mm	300mm	720mm
84367	Wall	600mm	300mm	720mm
01306	Wall	800mm	300mm	720mm
25828	Wall	900mm	300mm	720mm
37926	Wall	1000mm	300mm	720mm
53068	Angled Corner Wall	600mm	600mm	720mm
88929	Corner Wall	600mm	600mm	720mm
09347	Tall Wall	300mm	300mm	900mm
87711	Tall Wall	400mm	300mm	900mm
10169	Tall Wall	450mm	300mm	900mm
57285	Tall Wall	500mm	300mm	900mm
78974	Tall Wall	600mm	300mm	900mm
14287	Tall Wall	800mm	300mm	900mm
15769	Tall Wall	900mm	300mm	900mm
16942	Tall Wall	1000mm	300mm	900mm
27766	Tall Angled Corner Wall	600mm	600mm	900mm
99894	Bridging	600mm	300mm	290mm
76036	Bridging	600mm	300mm	360mm
65816	Bridging	900mm	300mm	290mm
61286	Bridging	900mm	300mm	360mm
32035	Tall Larder for 720mm Wall	300mm	560mm	1970mm
21581	Tall Larder for 720mm Wall	400mm	560mm	1970mm
03970	Tall Larder for 720mm Wall	500mm	560mm	1970mm
65738	Tall Larder for 720mm Wall	600mm	560mm	1970mm
43872	Tall Oven Housing for 720mm Wall	600mm	560mm	1970mm
76961	Tall Larder for 900mm Wall	300mm	560mm	2150mm
05799	Tall Larder for 900mm Wall	400mm	560mm	2150mm
64206	Tall Larder for 900mm Wall	500mm	560mm	2150mm
34997	Tall Larder for 900mm Wall	600mm	560mm	2150mm
34707	Tall Oven Housing for 900mm Wall	600mm	560mm	2150mm

Curved Flat Pack Cabinets



Curved Flat Pack Cabinets

Soften the overall look of any kitchen installation with the addition of curved cabinets. Our curved cabinets are designed to fit the subtle differences of each door range. Whichever door style is chosen, there is a curved cabinet option to suit.

- MFC Match: K101 Kronospan White
- All edges finished with 0.8mm ABS edging tape
- Pre-drilled for screw fixing
- Each pack contains a fittings pack (adjustable legs and screws)
- Available for every HPP curved door

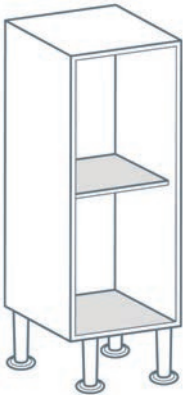


Code	Unit Type	Width	Depth	Height
49921	Legno	296mm	296mm	720mm
41390	Alto or Opus	300mm	300mm	720mm
00707	Quadro	296mm	296mm	720mm

Filler Base Unit

For use with curved units.

Code	Width	Depth	Height
77156	260mm	296mm	720mm







Worktops

Egger 16mm Worktops.....	202	Kronodesign Square Edge Worktops	231
Egger 25mm Worktops.....	206	Kronodesign Slim Line Worktops.....	235
Egger 38mm Worktops.....	208	Solid Wood Worktops.....	237
EggerSeal Installation Kits.....	217	Worktop Accessories.....	238
Kronodesign Postformed Worktops	219		



Egger Worktops

High quality worktops with 34 décors including woodgrains and material reproductions.

Sophisticated Simplicity in 16mm, 25mm and 38mm

The Egger Worktop Collection offers an exciting and versatile range of high quality and durable worktops. From walnut to oak and concrete to marble, there is a finish to suit every interior including kitchens, bathrooms, offices and retail.

The 38mm postformed range has 24 décors in woodgrains and material reproductions. Six of these décors are also available as elegant 16mm square edge worktops. Four Feelwood oak décors are available in 38mm square edge and six material reproductions in 25mm square edge.

All Egger Worktops come with a 10 year guarantee when EGGERSeal and the fitting guide are used.



16mm Square Edge

- Discover six 16mm worktops offering magnificent material and high-end marble reproductions.



25mm Square Edge

- Choose from six striking material reproductions offering that sleek, smooth feel of marble or authentic texture of stone or slate.



38mm Square Edge

- Discover the 4 décors carefully chosen from the highly popular Feelwood range.





38mm Postformed

- Choose from 24 desirable décors, ranging from walnut to oak, concrete to marble, classic to contemporary and sparkle to shine.



Matching Materials

- Matching splashbacks, upstands and edging provide the finishing touches to your designs. 17 worktop décors also have matching MFC.



Digital tools

- A range of digital tools are available to visualise and navigate the worktop range. These include Worktops Visualiser, Worktop Combination Guide, Worktop Finder & Virtual Worktop Samples. Some of these can be embedded on your own website, contact your representative for further details about this.



Showroom Support

- Revamp your showroom with the Egger Worktop Collection. Contact your representative for details of supported packages.



Marketing Materials

- In addition to digital tools and samples a range of physical tools are also available. These include décor samples, a range swatch, display stand and brochure and can be requested from our website or by contacting your representative.

Egger 16mm Worktops



F120 ST76 Light Grey Metal Rock 16mm

Egger Worktops 16mm Square Edged

Effortlessly elegant 16mm worktops in magnificent material and high-end marble reproductions, for a stylish, sophisticated look.

- Slimline 16mm thickness with MDF core
- Matching splashbacks and upstands available
- All 16mm worktops feature the same décor on both sides
- All 16mm worktop décors are also available in the 38mm postformed range
- 10 year guarantee when EggerSeal and Fitting Guide is used
- **Metal traverse sets are essential when doing cut-outs in the 16mm worktop range**



F628 ST16 Silver Grey Metal

Egger 16mm Worktops




Egger 16mm Square Edged Light Grey Metal Rock

Light Grey Metal Rock displays the perfect fusion of stone character and metal appearance. The décor achieves an elegant, smooth-matt stone feel, while the use of mother-of-pearl pigments supports the metal appearance. In terms of colour, this colour tone works well with the uni décors but also has a harmonious effect with many woodgrain décors.

- Metal Traverse sets are essential when doing cut-outs in the 16mm worktop range
- Matching board available - F120STPM19

Code	Type	Depth	Length	Thickness
52427	Single square edged	600mm	4100mm	16mm
75396	Double square edged	920mm	4100mm	16mm
35015	Splashback	1210mm	3020mm	8mm
65950	Upstand	120mm	3050mm	18mm
32506	ABS Edging Tape	23mm	per mtr	1.5mm
13502	Installation Kit			16mm



Egger 16mm Square Edged Chromix Silver

F638 ST16 Chromix Silver simulates a metallic appearance, whilst looking like concrete. The ST16 Mineral Plaster texture gives the décor a strong tactile character thanks to its striking rough elements.

- Metal Traverse sets are essential when doing cut-outs in the 16mm worktop range
- Matching board available - F638ST1618

Code	Type	Depth	Length	Thickness
45833	Single square edged	600mm	4100mm	16mm
86835	Double square edged	920mm	4100mm	16mm
51125	Splashback	1210mm	3020mm	8mm
80813	Upstand	120mm	3050mm	18mm
60911	ABS Edging Tape	23mm	per mtr	1.5mm
13502	Installation Kit			16mm



Egger 16mm Square Edged Silver Grey Metal Slate

Metal Slate combines a slate appearance with metallic effects, the ST16 structure supporting the décor's stone character. The F628 ST16 Silver Grey is a cool variant of the Metal Slate series that fits well with wood in light, natural colours and cool grey tones.

- Metal Traverse sets are essential when doing cut-outs in the 16mm worktop range
- Matching board available - F628ST1618

Code	Type	Depth	Length	Thickness
65896	Single square edged	600mm	4100mm	16mm
23471	Double square edged	920mm	4100mm	16mm
62836	Splashback	1210mm	3020mm	8mm
66015	Upstand	120mm	3050mm	18mm
00674	ABS Edging Tape	23mm	per mtr	1.5mm
07960	Installation Kit			16mm




Egger 16mm Square Edged White Carrara Marble

White marble has become a very popular material and gives modern designs a retro character. The F204 ST75 White Carrara Marble has a high-contrast drawing and thus acts very well in combination with all the options of black. The ST75 Mineral Satin texture gives the décor a velvety feel, and visually adds to it a natural irregularity.

- Metal Traverse sets are essential when doing cut-outs in the 16mm worktop range

Code	Type	Depth	Length	Thickness
43470	Single square edged	600mm	4100mm	16mm
72903	Double square edged	920mm	4100mm	16mm
58091	Splashback	1210mm	3020mm	8mm
35829	Upstand	120mm	3050mm	18mm
71098	ABS Edging Strip	23mm	per mtr	1.5mm
80009	Installation Kit			16mm

Egger 16mm Worktops




Egger 16mm Square Edged Anthracite Pietra Grigia

The F205 ST9 Anthracite Pietra Grigia displays a slightly warm, dark grey colour tone, which can present an attractive contrast to light wood types. It looks very elegant and valuable tone-on-tone combined with wood-like walnut. This marble even looks very authentic on large surfaces as it displays fewer décor repetitions. The ST9 Smoothtouch Matt texture creates the matching cool matt feel.

- Metal Traverse sets are essential when doing cut-outs in the 16mm worktop range

Code	Type	Depth	Length	Thickness
86040	Single square edged	600mm	4100mm	16mm
76880	Double square edged	920mm	4100mm	16mm
85571	Splashback	1210mm	3020mm	8mm
54690	Upstand	120mm	3050mm	18mm
29659	ABS Edging Tape	23mm	per mtr	1.5mm
67799	Installation Kit			16mm



Egger 16mm Square Edged Black Pietra Grigia

The F206 Black Pietra Grigia displays a strong character, offering good opportunities to play the black-and-white theme with white in all textures or white wood types, especially because of its white vein detail. The décor achieves an elegant, smooth-matt stone feel, even looking very authentic on large surfaces as it displays fewer repetitions.

- Metal Traverse sets are essential when doing cut-outs in the 16mm worktop range
- Matching board available - F206STPM19

Code	Type	Depth	Length	Thickness
02514	Single square edged	600mm	4100mm	16mm
59969	Double square edged	920mm	4100mm	16mm
65475	Splashback	1210mm	3020mm	8mm
95786	Upstand	120mm	3050mm	18mm
16055	ABS Edging Tape	23mm	per mtr	1.5mm
03651	Installation Kit			16mm



Egger 16mm Worktop Metal Traverses

These are essential to provide stabilisation where a cut-out is required in a 16mm worktop. Set contains:

- 2 x traverse
- Screws

Code	Cabinet Width
57164	600mm
91799	800mm
29145	900mm
40669	1000mm
87887	1200mm



Egger 16mm Worktop Wooden Baton Set

Wooden baton set to enable the fitting of sinks in a 16mm worktop. Provide support to the worktop and helps prevent bowing. Set contains:

- 2x baton 1000 x 16 x 20mm
- 2x baton 500 x 16 x 20mm
- Screws

Code	Type
21760	Fastening Set



FLY BOX - LAMINA

The corner solution with two independent and dampened shelves, full extension. Load capacity is 25 kg per shelf. Reversible.

The future is around this corner.



Design your space



Headquarters
Trissino (VI) ITALY
www.viboitaly.com



Egger 25mm Worktops



F076 ST75 Grey Braganza Granite 25mm Square Edged

Egger Worktops 25mm Square Edged

For that sleek, smooth feel of marble or authentic texture of stone or slate, choose from six striking material reproductions in the 25mm worktops range.


- Marble, stone, slate and material décors
- High-value look and feel
- Matching splashbacks and upstands available
- 10 year guarantee when EggerSeal and Fitting Guide is used



Egger 25mm Square Edged Grey Braganza Granite

Grey Braganza Granite can be used as granite and also as marble, thanks to its large-surface inclusions. The grey colouring has a calming effect due to the ST75 Mineral Satin texture that gives the décor a velvety, natural feel. The light sand-coloured tone in the background works well in combination with classic yellow wood types, such as walnut or cherry.

Code	Type	Depth	Length	Thickness
91634	Single square edged	600mm	4100mm	25mm
05602	Double square edged	920mm	4100mm	25mm
56667	Splashback	1210mm	3020mm	8mm
90564	Upstand	120mm	3050mm	18mm
16786	ABS Edging Tape	30mm	per mtr	1.5mm
40492	Installation Kit		25 & 38mm	



Egger 25mm Square Edged Grey Siena Marble

Grey Siena Marble shows a very natural-looking marble with lively, irregular, bright veins. As a result, this décor offers perfect combinations with reddish-grey uni colours, as well as natural wood types. This décor achieves a certain originality in combination with the ST87 Mineral Ceramic texture.

Code	Type	Depth	Length	Thickness
53595	Single square edged	600mm	4100mm	25mm
96831	Double square edged	920mm	4100mm	25mm
27872	Splashback	1210mm	3020mm	8mm
86798	Upstand	120mm	3050mm	18mm
10577	ABS Edging Tape	30mm	per mtr	1.5mm
87712	Installation Kit		25 & 38mm	

Egger 25mm Worktops



Egger 25mm Square Edged Anthracite Metal Rock

Anthracite Metal Rock displays the perfect fusion of stone character and metal appearance. The ST87 texture invigorates the décor with its matt-gloss effects and enhances the mother-of-pearl in the décor particularly well. Thanks to the brownish colour elements of the anthracite, it creates a harmonious contrast to wood and warm grey tones.

- Matching board available - F121ST8718


Code	Type	Depth	Length	Thickness
94764	Single square edged	600mm	4100mm	25mm
34070	Double square edged	920mm	4100mm	25mm
84393	Splashback	1210mm	3020mm	8mm
37330	Upstand	120mm	3050mm	18mm
70767	Edging Strip	45mm	per mtr	0.5mm
60263	ABS Edging Tape	30mm	per mtr	1.5mm
13516	Installation Kit			25 & 38mm



Egger 25mm Square Edged White Chromix

F637 ST16 White Chromix simulates a metallic appearance, whilst looking like concrete. The ST16 Mineral Plaster texture gives the décor a strong tactile character thanks to its striking rough elements.

Code	Type	Depth	Length	Thickness
55538	Single square edged	600mm	4100mm	25mm
79705	Double square edged	920mm	4100mm	25mm
77101	Splashback	1210mm	3020mm	8mm
28502	Upstand	120mm	3050mm	18mm
67333	Edging Strip	45mm	per mtr	0.5mm
74837	ABS Edging Tape	30mm	per mtr	1.5mm
33862	Installation Kit			25 & 38mm



Egger 25mm Square Edged Black Gold Metal Slate

Metal Slate combines a slate appearance with metallic effects, the ST16 structure supporting the décor's stone character. The F629 ST16 Black Gold is a warm version of the Metal Slate series that fits well with natural-coloured wood with dark knots or cracks.

- Matching board available - F629ST1618

Code	Type	Depth	Length	Thickness
19230	Single square edged	600mm	4100mm	25mm
41249	Double square edged	920mm	4100mm	25mm
73632	Splashback	1210mm	3020mm	8mm
79660	Upstand	120mm	3050mm	18mm
96264	ABS Edging Tape	30mm	per mtr	1.5mm
91383	Installation Kit			25 & 38mm



Egger 25mm Square Edged White Levanto Marble

F812 White Levanto Marble looks particularly impressive on all surfaces in the kitchen. This retro material is revived through modern applications and combinations. The elegant crystalline marbling and the minimal repeating finish of the décor provides a natural appearance. The modern character of the marble is obtained with the smooth, matt feel of the ST9 surface.

- Matching board available - F812STPM19

Code	Type	Depth	Length	Thickness
29472	Single square edged	600mm	4100mm	25mm
62425	Double square edged	920mm	4100mm	25mm
30838	Splashback	1210mm	3020mm	8mm
69553	Upstand	120mm	3050mm	18mm
65670	ABS Edging Tape	30mm	per mtr	1.5mm
33862	Installation Kit			25 & 38mm

Egger 38mm Square Edged Worktops



H1180 ST37 Natural Halifax Oak 38mm Square Edged

Egger Worktops 38mm Square Edged

Create the look of real wood with these four fabulous oak décors. Carefully chosen from the highly popular Feelwood range, with texture and design perfectly aligned.

- Wood reproductions
- All worktops in a 38mm thickness
- Cost-effective alternative to real wood
- Create a high-value look and feel
- The grain is perfectly aligned with the texture
- Matching splashbacks and upstands available
- 10 year guarantee when EggerSeal and Fitting Guide is used



H1336 ST37 Sand Grey Glazed Halifax Oak

Egger 38mm Square Edged Worktops



Egger 38mm Square Edged White Halifax Oak

White Halifax Oak shows that even a striking oak with knots and cracks can receive a light Nordic character due to its very light colour. The varied colour interplay between white, beige and grey is open to all combination possibilities with uni colours. The dark cracks in the décor fit particularly well in combination with black tones or 'nearly black' décors. Its authentic character is enhanced by the minimal repetition of cracks in the décor image is perfectly enhanced by the synchronised ST37 Feelwood Rift texture.

- Matching board available - H1176ST3718

Code	Type	Depth	Length	Thickness
33195	Single square edged	600mm	4100mm	38mm
66166	Double square edged	920mm	4100mm	38mm
66637	Splashback	1020mm	2780mm	10mm
38127	Upstand	120mm	2780mm	18mm
32047	ABS Edging Strip	43mm	per mtr	1.5mm
95570	ABS End Grain			
	Edging Strip	43mm	per mtr	1.5mm
49252	Installation Kit			25 & 38mm



Egger 38mm Square Edged Sand Grey Glazed Halifax Oak

H1336 ST37 Glazed Halifax Oak features light cracks and pores, and thanks to the minimal repeating of the décor finish, is ideally suited to large worksurfaces. The realistic defects of natural timber is beautifully synchronised with the ST37 Feelwood Rift texture.

- Matching board available - H1336ST3718

Code	Type	Depth	Length	Thickness
51337	Single square edged	600mm	4100mm	38mm
29636	Double square edged	920mm	4100mm	38mm
66838	Splashback	1020mm	2780mm	10mm
98469	Upstand	120mm	2780mm	18mm
42954	ABS Edging Strip	43mm	per mtr	1.5mm
38444	ABS End Grain			
	Edging Strip	43mm	per mtr	1.5mm
49252	Installation Kit			25 & 38mm



Egger 38mm Square Edged Natural Halifax Oak

Natural Halifax Oak is popular décor as it's striking cracks and knots create the look of nature and authenticity in the living space. It works very well in combinations with modern materials, such as metal, glass, and stone. Thanks to its reduced repetition of cracks in the décor image, it is ideally suited to large work surfaces and is enhanced by the synchronised ST37 Feelwood Rift texture.

- Matching board available - H1180ST3718

Code	Type	Depth	Length	Thickness
39508	Single square edged	600mm	4100mm	38mm
80062	Double square edged	920mm	4100mm	38mm
65490	Splashback	1027mm	2780mm	10mm
28067	Upstand	120mm	2780mm	18mm
90670	ABS Edging Strip	43mm	per mtr	1.5mm
36855	ABS End Grain			
	Edging Strip	43mm	per mtr	1.5mm
95212	Installation Kit			25 & 38mm



Egger 38mm Square Edged Pewter Halifax Oak

H3176 ST37 Pewter Halifax Oak is an unusual and unique reproduction of a cracked oak, where the cracks have been plugged with tin, offering completely new visual possibilities in furniture design. In addition to uni décors, metallic décors are also very suitable for combinations with this oak. Thanks to the minimal repetition of the cracks in the décor finish it can also be used on large surfaces and is perfected by the ST37 Feelwood Rift texture.

- Matching board available - H3176ST3718

Code	Type	Depth	Length	Thickness
42412	Single square edged	600mm	4100mm	38mm
88527	Double square edged	920mm	4100mm	38mm
62964	Splashback	1020mm	2780mm	10mm
84933	Upstand	120mm	2780mm	18mm
79210	ABS Edging Strip	43mm	per mtr	1.5mm
47181	Installation Kit			25 & 38mm

Egger 38mm Postformed Worktops



H1486 ST36 Pasadena Pine 38mm

Egger Worktops 38mm Postformed

From walnut to oak and concrete to marble, from classic to contemporary and sparkle to shine, the 38mm postformed range boasts 24 desirable décors.

- Wood reproductions, ceramic and material finishes
- All worktops in a 38mm thickness
- Postformed to a 3mm radius for a sleek finish
- Matching splashbacks and upstands available
- 10 year guarantee when EggerSeal and Fitting Guide is used




H3303 ST10 Natural Hamilton Oak

Egger 38mm Postformed Worktops

Egger 38mm Postformed Premium White

The W1000 Premium White in the ST19 Deepskin Excellent texture is somewhat reminiscent of the classic White Ash. The effect of an opaque, deep-brushed pine wood painted white creates a neutral, yet natural finish.

Code	Type	Depth	Length	Thickness
43227	Single post-form	600mm	3050mm	38mm
12664	Single post-form	600mm	4100mm	38mm
90604	Double post-form	670mm	4100mm	38mm
74060	Double post-form	920mm	4100mm	38mm
98813	Splashback	1210mm	3020mm	8mm
14160	Upstand	120mm	3050mm	18mm
42526	Edging Strip	45mm	per mtr	0.5mm
91683	ABS Edging Strip	43mm	per mtr	1.5mm
42304	Installation Kit			25 & 38mm



Egger 38mm Postformed Walnut Butcherblock

Walnut Butcherblock combines elegant and rustic parts, alongside features of wood splint creating a modern and lively elegance. The ST12 Omnipore Matt texture gives this walnut a natural-modern character.

Code	Type	Depth	Length	Thickness
00231	Single post-form	600mm	3050mm	38mm
23652	Single post-form	600mm	4100mm	38mm
60627	Double post-form	670mm	4100mm	38mm
02364	Double post-form	920mm	4100mm	38mm
65274	Splashback	1210mm	3020mm	8mm
89216	Upstand	120mm	3050mm	18mm
18645	Edging Strip	45mm	per mtr	0.5mm
28351	ABS Edging Strip	43mm	per mtr	1.5mm
97742	Installation Kit			25 & 38mm



Egger 38mm Postformed Oak Butcherblock

Butcher block looks are a popular theme on worktops, appearing elegant due to their narrow planking while showing a craftsmanship touch. Oak Butcherblock consists of a variety of rustic elements, typical of oak yet remains subtle due to its grey natural tone. In its slightly greyed-out natural tone, however, it does not seem too turbulent. It allows combinations of light to dark solid colours and material décors.

Code	Type	Depth	Length	Thickness
34701	Single post-form	600mm	3050mm	38mm
74481	Single post-form	600mm	4100mm	38mm
74164	Double post-form	670mm	4100mm	38mm
20248	Double post-form	920mm	4100mm	38mm
45714	Splashback	1210mm	3020mm	8mm
31461	Upstand	120mm	3050mm	18mm
25463	ABS Edging Strip	43mm	per mtr	1.5mm
95212	Installation Kit			25 & 38mm



Egger 38mm Postformed Cascina Pine

White takes centre stage on the Cascina Pine. Natural pine elements in vintage style shine through, giving this décor a high degree of originality. Thanks to the discreet yet striking rustic elements, this décor gives the opportunity to design with mainly white and still add a trendy natural element to the room. This character is enhanced by the visually linear and brushed ST22 Deepskin Linear texture.

- Matching board available - H1401ST2218

Code	Type	Depth	Length	Thickness
15342	Single post-form	600mm	3050mm	38mm
36899	Single post-form	600mm	4100mm	38mm
85220	Double post-form	670mm	4100mm	38mm
34757	Double post-form	920mm	4100mm	38mm
23375	Splashback	1210mm	3020mm	8mm
15978	Upstand	120mm	3050mm	18mm
91214	ABS Edging Strip	43mm	per mtr	1.5mm
49252	Installation Kit			25 & 38mm

Egger 38mm Postformed Worktops



Egger 38mm Postformed Pasadena Pine

Pasadena Pine is a woodgrained décor with a used-look character. The deeply brushed ST36 texture supports the grain with a natural, matt character that gives an authentic feel. It is possible to obtain an original weathered appearance through the blue-grey colour of the décor: metallic materials and uni colours in blue, grey, or even white work well with this décor.

- Matching board available - H1486ST3618

Code	Type	Depth	Length	Thickness
18997	Single post-form	600mm	3050mm	38mm
46298	Single post-form	600mm	4100mm	38mm
72280	Double post-form	670mm	4100mm	38mm
44157	Double post-form	920mm	4100mm	38mm
14241	Splashback	1210mm	3020mm	8mm
22554	Upstand	120mm	3050mm	18mm
48090	ABS Edging Tape	45mm	per mtr	0.5mm
13308	Installation Kit			25 & 38mm



Egger 38mm Postformed Grey Brown Whiteriver Oak

H1313 Grey Brown Whiteriver Oak displays a rustic vintage feel with its pore detail and light wooden look that allows good combinations with pale colours and light grey tones. The ST10 Deepskin Rough texture gives the décor a naturally rough feel.

- Matching board available - H1313ST1018

Code	Type	Depth	Length	Thickness
80746	Single post-form	600mm	3050mm	38mm
15356	Single post-form	600mm	4100mm	38mm
21960	Double post-form	670mm	4100mm	38mm
39351	Double post-form	920mm	4100mm	38mm
54130	Splashback	1210mm	3020mm	8mm
57938	Upstand	120mm	3050mm	18mm
90754	ABS Edging Strip	43mm	per mtr	1.5mm
13308	Installation Kit			25 & 38mm



Egger 38mm Postformed Grey Bardolino Oak

Bardolino Oak with its rough-sawn elements looks more natural and handcrafted than classic oak. This is also supported by the ST10 Deepskin Rough texture. The grey colour works well with many uni colours and materials. Combinations with white work well with its light pore detail.

- Matching board available - H1146ST1018

Code	Type	Depth	Length	Thickness
39594	Single post-form	600mm	3050mm	38mm
13621	Single post-form	600mm	4100mm	38mm
78394	Double post-form	670mm	4100mm	38mm
45094	Double post-form	920mm	4100mm	38mm
68539	Splashback	1210mm	3020mm	8mm
01158	Upstand	120mm	3050mm	18mm
49303	ABS Edging Tape	45mm	per mtr	0.5mm
95212	Installation Kit			25 & 38mm



Egger 38mm Postformed Dark Hunton Oak

The distinctive planks and natural cracks and knots of the Dark Hunton Oak ensure a very rustic, authentic appearance. This makes for exciting accents in both furniture design and as a worktop décor. The dark colour tone adds a certain elegance to the rustic planked appearance character, accentuated by the ST10 Deepskin Rough texture. The décor looks even more natural thanks to the minimal repetition of the cracks and knots.

Code	Type	Depth	Length	Thickness
21331	Single post-form	600mm	3050mm	38mm
41235	Single post-form	600mm	4100mm	38mm
29912	Double post-form	670mm	4100mm	38mm
25572	Double post-form	920mm	4100mm	38mm
66320	Splashback	1210mm	3020mm	8mm
09739	Upstand	120mm	3050mm	18mm
04474	ABS Edging Strip	43mm	per mtr	1.5mm
97742	Installation Kit			25 & 38mm

Egger 38mm Postformed Worktops



Egger 38mm Postformed Natural Hamilton Oak

Natural Hamilton Oak is a striking authentic-looking oak with distinctive dark inclusions, knots and a classic natural colour. This décor can be combined with a crisp white as a calming opposite. It works well for large surfaces as the striking elements have a minimal repeat. The ST10 Deepskin Rough texture completes the authentic feel.

- Matching board available - H3303ST1018

Code	Type	Depth	Length	Thickness
37472	Single post-form	600mm	3050mm	38mm
31185	Single post-form	600mm	4100mm	38mm
69858	Double post-form	670mm	4100mm	38mm
90530	Double post-form	920mm	4100mm	38mm
58281	Splashback	1210mm	3020mm	8mm
03854	Upstand	120mm	3050mm	18mm
03435	ABS Edging Tape	45mm	per mtr	0.5mm
52520	Installation Kit			25 & 38mm



Egger 38mm Postformed White Carrara Marble

White marble has become a very popular material and gives modern designs a retro character. The F204 ST75 White Carrara Marble has a high-contrast drawing and thus acts very well in combination with all the options of black. The ST75 Mineral Satin texture gives the décor a velvety feel, and visually adds to it a natural irregularity.


Code	Type	Depth	Length	Thickness
60783	Single post-form	600mm	3050mm	38mm
54867	Single post-form	600mm	4100mm	38mm
92228	Double post-form	670mm	4100mm	38mm
16147	Double post-form	920mm	4100mm	38mm
58091	Splashback	1210mm	3020mm	8mm
35829	Upstand	120mm	3050mm	18mm
34794	Edging Strip	45mm	per mtr	0.5mm
33862	Installation Kit			25 & 38mm



Egger 38mm Postformed Light Grey Valmasino Marble

Light Grey Valmasino Marble has a classic image, but its light colour makes it elegant and balanced. The light grey colour tone can be easily combined with a variety of cool or even bluish grey nuances from the unicolour range. The white inclusions also invite combinations with white. The ST75 Mineral Satin texture gives the décor a velvety feel, and visually adds to it a natural irregularity.

Code	Type	Depth	Length	Thickness
65567	Single post-form	600mm	3050mm	38mm
26596	Single post-form	600mm	4100mm	38mm
31164	Double post-form	670mm	4100mm	38mm
81312	Double post-form	920mm	4100mm	38mm
59385	Splashback	1210mm	3020mm	8mm
98815	Upstand	120mm	3050mm	18mm
99769	ABS Edging Strip	43mm	per mtr	1.5mm
40492	Installation Kit			25 & 38mm



Egger 38mm Postformed Anthracite Pietra Grigia

The F205 ST9 Anthracite Pietra Grigia displays a slightly warm, dark grey colour tone, which can present an attractive contrast to light wood types. It looks very elegant and valuable tone-on-tone combined with wood-like walnut. This marble even looks very authentic on large surfaces, as it displays fewer décor repetitions. The ST9 Smoothtouch Matt texture creates the matching cool matt feel.

Code	Type	Depth	Length	Thickness
53046	Single post-form	600mm	3050mm	38mm
36469	Single post-form	600mm	4100mm	38mm
18790	Double post-form	670mm	4100mm	38mm
82204	Double post-form	920mm	4100mm	38mm
85571	Splashback	1210mm	3020mm	8mm
54690	Upstand	120mm	3050mm	18mm
73643	Edging Strip	45mm	per mtr	0.5mm
13308	Installation Kit			25 & 38mm

Egger 38mm Postformed Worktops



Egger 38mm Postformed Black Pietra Grigia

The F206 Black Pietra Grigia displays a strong character, offering good opportunities to play the black-and-white theme with white in all textures or white wood types, especially because of its white vein detail. The décor achieves an elegant, smooth-matt stone feel, even looking very authentic on large surfaces as it displays fewer repetitions.

- Matching board available - F206STPM19

Code	Type	Depth	Length	Thickness
82677	Single post-form	600mm	3050mm	38mm
22710	Single post-form	600mm	4100mm	38mm
24367	Double post-form	670mm	4100mm	38mm
36733	Double post-form	920mm	4100mm	38mm
65475	Splashback	1210mm	3020mm	8mm
95786	Upstand	120mm	3050mm	18mm
65753	Edging Strip	45mm	per mtr	0.5mm
91383	Installation Kit			25 & 38mm




Egger 38mm Postformed Silver Grey Metal Slate

Metal Slate combines a slate appearance with metallic effects, the ST16 structure supporting the décor's stone character. The F628 ST16 Silver Grey is a cool variant of the Metal Slate series that fits well with wood in light, natural colours and cool grey tones.

- Matching board available - F628ST1618

Code	Type	Depth	Length	Thickness
14787	Single post-form	600mm	3050mm	38mm
17059	Single post-form	600mm	4100mm	38mm
95717	Double post-form	670mm	4100mm	38mm
84347	Double post-form	920mm	4100mm	38mm
62836	Splashback	1210mm	3020mm	8mm
66015	Upstand	120mm	3050mm	18mm
18404	Edging Strip	45mm	per mtr	0.5mm
84865	Installation Kit			25 & 38mm




Egger 38mm Postformed Light Grey Metal Rock

Light Grey Metal Rock displays the perfect fusion of stone character and metal appearance. The décor achieves an elegant, smooth-matt stone feel, while the use of mother-of-pearl pigments supports the metal appearance. In terms of colour, this colour tone works well with the uni décors but also has a harmonious effect with many woodgrain décors.

- Matching board available - F120STPM19

Code	Type	Depth	Length	Thickness
06012	Single post-form	600mm	3050mm	38mm
58535	Single post-form	600mm	4100mm	38mm
15351	Double post-form	670mm	4100mm	38mm
25262	Double post-form	920mm	4100mm	38mm
35015	Splashback	1210mm	3020mm	8mm
65950	Upstand	120mm	3050mm	18mm
10558	Edging Strip	45mm	per mtr	0.5mm
40492	Installation Kit			25 & 38mm




Egger 38mm Postformed Anthracite Jura Slate

F242 ST10 Anthracite Jura Slate is a classic black material with a rough look and feel. The ST10 Deepskin Rough texture supports this rough character. Almost everything can be combined with this versatile décor. The combinations with wood that show dark grey to black elements such as cracks or knots are particularly harmonious.

Code	Type	Depth	Length	Thickness
52708	Single post-form	600mm	3050mm	38mm
75191	Single post-form	600mm	4100mm	38mm
36925	Double post-form	670mm	4100mm	38mm
21001	Double post-form	920mm	4100mm	38mm
34364	Splashback	1210mm	3020mm	8mm
19379	Upstand	120mm	3050mm	18mm
08156	Edging Strip	45mm	per mtr	0.5mm
48359	ABS Edging Strip	43mm	per mtr	1.5mm
84865	Installation Kit			25 & 38mm

Egger 38mm Postformed Worktops



Egger 38mm Postformed Light Grey Chicago Concrete

Light Grey Chicago Concrete resembles a slightly cool concrete surface, ideal for creating an industrial feel to interior design. This is an especially effective and authentic look on large surfaces as it displays fewer décor repetitions. The ST9 Smoothtouch Matt texture creates the matching cool matt feel.

- Matching board available - F186ST9182800

Code	Type	Depth	Length	Thickness
60817	Single post-form	600mm	3050mm	38mm
90700	Single post-form	600mm	4100mm	38mm
79422	Double post-form	670mm	4100mm	38mm
79174	Double post-form	920mm	4100mm	38mm
12983	Splashback	1210mm	3020mm	8mm
35066	Upstand	120mm	3050mm	18mm
18297	Edging Strip	45mm	per mtr	0.5mm
79778	ABS Edging Strip	43mm	per mtr	1.5mm
40492	Installation Kit			25 & 38mm



Egger 38mm Postformed Travertin Tavolo Taupe

Travertin Tavolo taupe has a lively look with many details, reflecting its natural limestone origins. It has a wide variety of colours and can therefore be combined well with a range of subtle taupe tones. The ST75 Mineral Satin texture gives the décor a velvety feel, and visually adds to it a natural irregularity.

Code	Type	Depth	Length	Thickness
17479	Single post-form	600mm	3050mm	38mm
80183	Single post-form	600mm	4100mm	38mm
66029	Double post-form	670mm	4100mm	38mm
74496	Double post-form	920mm	4100mm	38mm
23292	Splashback	1210mm	3020mm	8mm
22246	Upstand	120mm	3050mm	18mm
03774	Edging Strip	45mm	per mtr	0.5mm
70159	ABS Edging Strip	43mm	per mtr	1.5mm
87712	Installation Kit			25 & 38mm




Egger 38mm Postformed Light Cefalu Concrete

F823 ST10 Light Cefalu Concrete is a new and exciting variant within the theme of concrete. The ST10 Deepskin Rough texture supports the material characteristics, while the cool grey colour harmonises particularly well with light wood décors.

- Matching board available - F823ST1018

Code	Type	Depth	Length	Thickness
10250	Single post-form	600mm	3050mm	38mm
94033	Single post-form	600mm	4100mm	38mm
67367	Double post-form	670mm	4100mm	38mm
57976	Double post-form	920mm	4100mm	38mm
37626	Splashback	1210mm	3020mm	8mm
36930	Upstand	120mm	3050mm	18mm
22331	ABS Edging Strip	43mm	per mtr	1.5mm
87712	Installation Kit			25 & 38mm



Egger 38mm Postformed White Sparkle Grain

The Sparkle Grain décor series combines the characteristics of different materials and is therefore suitable for a wide variety of applications. In its white colour, the décor appears as fine as terrazzo stone. By using the ST76 Mineral Rough Matt texture, it also appears like a rough granite. The very cool, almost bluish white variations are perfect in combination with blue uni colours and natural wood types.

Code	Type	Depth	Length	Thickness
12063	Single post-form	600mm	3050mm	38mm
41117	Single post-form	600mm	4100mm	38mm
33259	Double post-form	670mm	4100mm	38mm
69052	Double post-form	920mm	4100mm	38mm
88431	Splashback	1210mm	3020mm	8mm
06689	Upstand	120mm	3050mm	18mm
61572	ABS Edging Strip	43mm	per mtr	1.5mm
33862	Installation Kit			25 & 38mm


Egger 38mm Postformed Worktops



Egger 38mm Postformed Grey Sparkle Grain

The Sparkle Grain décor series combines the characteristics of different materials and is therefore suitable for a wide variety of applications. In the grey colour, the décor looks like concrete, but when combined with the ST76 Mineral Rough Matt texture it also looks like a fine granite or terrazzo. The grey colour works well with light wood or cool-grey uni colours. Accent colours work as well staged by this neutral décor.

Code	Type	Depth	Length	Thickness
16226	Single post-form	600mm	3050mm	38mm
74715	Single post-form	600mm	4100mm	38mm
68211	Double post-form	670mm	4100mm	38mm
84445	Double post-form	920mm	4100mm	38mm
01540	Splashback	1210mm	3020mm	8mm
18277	Upstand	120mm	3050mm	18mm
05112	ABS Edging Strip	43mm	per mtr	1.5mm
13516	Installation Kit			25 & 38mm



Egger 38mm Postformed Chromix Silver

F638 ST16 Chromix Silver simulates a metallic appearance, whilst looking like concrete. The ST16 Mineral Plaster texture gives the décor a strong tactile character thanks to its striking rough elements.

- Matching board available - F638ST1618


Code	Type	Depth	Length	Thickness
52090	Single post-form	600mm	3050mm	38mm
14619	Single post-form	600mm	4100mm	38mm
10230	Double post-form	670mm	4100mm	38mm
41687	Double post-form	920mm	4100mm	38mm
51125	Splashback	1210mm	3020mm	8mm
80813	Upstand	120mm	3050mm	18mm
83996	Edging Strip	45mm	per mtr	0.5mm
40492	Installation Kit			25 & 38mm



Egger 38mm Postformed Black Sparkle Grain

The Sparkle Grain décor series combines the characteristics of different materials and is therefore suitable for a wide variety of applications. In the black colour, the décor looks like dark concrete, but when combined with ST76 Mineral Rough Matt it also looks like a fine granite or terrazzo. It can create a strong contrast to white or bright colours, as well as offering a good option for creating different black looks.

Code	Type	Depth	Length	Thickness
27467	Single post-form	600mm	3050mm	38mm
76887	Single post-form	600mm	4100mm	38mm
99080	Double post-form	670mm	4100mm	38mm
00157	Double post-form	920mm	4100mm	38mm
52686	Splashback	1210mm	3020mm	8mm
11604	Upstand	120mm	3050mm	18mm
31308	ABS Edging Strip	43mm	per mtr	1.5mm
84865	Installation Kit			25 & 38mm



Egger 38mm Postformed Bronze Chromix

F642 ST16 Bronze Chromix simulates a metallic appearance, whilst looking like concrete. The ST16 Mineral Plaster texture gives the décor a strong tactile character thanks to its striking rough elements.

Code	Type	Depth	Length	Thickness
08347	Single post-form	600mm	3050mm	38mm
21004	Single post-form	600mm	4100mm	38mm
38426	Double post-form	670mm	4100mm	38mm
62764	Double post-form	920mm	4100mm	38mm
65744	Splashback	1210mm	3020mm	8mm
53639	Upstand	120mm	3050mm	18mm
34247	ABS Edging Strip	43mm	per mtr	1.5mm
13308	Installation Kit			25 & 38mm

EggerSeal Installation Kits



EGGER Worktops 10 Year Guarantee



EGGER worktops have a 10 year guarantee when fitted using EGGERSeal adhesive in conjunction with the fitting guide (provided in the installation kit).

EggerSeal Installation Kits and Adhesives

EggerSeal waterproof sealant and adhesive

- Not just for jointing: can also be used to fix splashbacks/upstands
- Colour matched to worktops, splashbacks and upstands to give a seamless finish
- Create a waterproof sealant bead between panel and worktop
- Toughened polymer technology
- Egger worktops have a 10 year guarantee when fitted using EggerSeal adhesive in conjunction with the Fitting Guide (provided in the installation kit)



EggerSeal 16mm Installation Kits

16mm Installation Kit contains:

- 1 × EggerSeal (20g) and applicator/scrapper
- 3 × Jointing Biscuits
- 3 × Toggle Bolts
- 1 × 3 mm Allen Key
- Fitting Guide

Code	Type	Thickness	Colour
03651	Installation Kit	16mm	Black Stone
07960	Installation Kit	16mm	Dark Graphite
13502	Installation Kit	16mm	Metal Grey
80009	Installation Kit	16mm	Stone White
67799	Installation Kit	16mm	Titan Grey



EggerSeal 25mm and 38mm Installation Kits

25mm and 38mm Installation Kits contain:

- 1 × EggerSeal (20g) and applicator/scrapper
- 3 × Jointing Biscuits
- 3 × EasiBolts
- Fitting Guide

Code	Type	Thickness	Colour
91383	Installation Kit	25 & 38mm	Black Stone
47181	Installation Kit	25 & 38mm	Brown Grey Oak
84865	Installation Kit	25 & 38mm	Dark Graphite
97742	Installation Kit	25 & 38mm	Dark Woodmix
52520	Installation Kit	25 & 38mm	Light Woodmix
40492	Installation Kit	25 & 38mm	Metal Grey
95212	Installation Kit	25 & 38mm	Natural Oak
87712	Installation Kit	25 & 38mm	Silk Grey
13516	Installation Kit	25 & 38mm	Steel Grey
49252	Installation Kit	25 & 38mm	Stone Beige
33862	Installation Kit	25 & 38mm	Stone White
13308	Installation Kit	25 & 38mm	Titan Grey
42304	Installation Kit	25 & 38mm	Titanium White



EggerSeal 290ml Cartridges


Code	Colour
64609	Black Stone
89224	Brown Grey Oak
23971	Dark Graphite
69383	Dark Woodmix
50979	Light Woodmix
35658	Metal Grey
10588	Natural Oak

Code	Colour
02528	Silk Grey
40936	Steel Grey
34805	Stone Beige
81711	Stone White
01476	Titan Grey
29194	Titanium White

Kronodesign Worktops

The dream kitchen needs to have the perfect ingredients. The right worktops can provide the finishing touch, or even be the focus for the overall design. Take a look at the Kronodesign range of stunning on-trend finishes, built on decades of research and market knowledge. From the warm welcome of classic woodgrains to a cool, contemporary stone or metallic, these worktops provide an eye-catching feature to any kitchen concept.

The complete Kronodesign range of designer décors includes the latest character Endgrain Oak woodgrain, beautiful marble effects and ultra chic concretes. As is to be expected from Kronodesign, good looks are just for starters: the high-pressure laminate (HPL) worktops set the benchmark for durable, high quality construction. Made in the UK using the latest technology, they are robustly water, heat and abrasion resistant, and built to last with a sealed back edge, and either a laminate wraparound or a high-quality bonded ABS front edge. All worktops also have a sealed under edge to prevent the penetration of moisture and steam.



Smooth (BS)

Slate (SL)

Rough Stone (RS)

Perl (PE)


Patina (PA)

Gloss (SQ)

Glitter Gloss (GG)

Kronodesign Postformed Worktops

Kronodesign Postformed Worktops are based on raw particleboard covered with a decorative HPL laminate and strengthened on the front with a special HDF strip, making them ideal for counters in kitchens, offices and shops. A special silicone strip is placed underneath the profiled edge along the entire worktop length, forming a drip barrier and keeping out water. They are available with a slightly rounded 3mm radius U-shape profile as well as a double-sided U-shape profile, ideal for breakfast bars and centrepiece kitchen islands.



Kronodesign Postformed Woodgrain Worktops



Kronodesign Postformed
- Carbon Marine Wood

Code	Type	Depth	Length	Thickness
61753	Single post-form	600mm	4100mm	38mm
72501	Double post-form	650mm	4100mm	38mm
72939	Double post-form	900mm	4100mm	38mm
42457	Upstand	100mm	4100mm	19mm
91552	Laminate Edging Strip	38mm	1.2m	0.6mm



Kronodesign Postformed
- Dark Porterhouse Oak

Code	Type	Depth	Length	Thickness
60377	Single post-form	600mm	4100mm	38mm
09641	Double post-form	650mm	4100mm	38mm
79038	Double post-form	900mm	4100mm	38mm
29741	Upstand	100mm	4100mm	19mm
30274	Laminate Edging Strip	38mm	1.2m	0.6mm



Kronodesign Postformed
- Formed Wood

Code	Type	Depth	Length	Thickness
17624	Single post-form	600mm	4100mm	38mm
58309	Double post-form	650mm	4100mm	38mm
25879	Double post-form	900mm	4100mm	38mm
06765	Upstand	100mm	4100mm	19mm
13347	Laminate Edging Strip	38mm	1.2m	0.6mm



Kronodesign Postformed
- Grey Craft Oak

Code	Type	Depth	Length	Thickness
14923	Single post-form	600mm	4100mm	38mm
78542	Double post-form	650mm	4100mm	38mm
46924	Double post-form	900mm	4100mm	38mm
78559	Upstand	100mm	4100mm	19mm
71129	Laminate Edging Strip	38mm	1.2m	0.6mm

Kronodesign Postformed Woodgrain Worktops



Kronodesign Postformed
- Gold Craft Oak

Code	Type	Depth	Length	Thickness
92678	Single post-form	600mm	4100mm	38mm
00258	Double post-form	650mm	4100mm	38mm
10974	Double post-form	900mm	4100mm	38mm
43185	Upstand	100mm	4100mm	19mm
31390	Laminate Edging Strip	38mm	1.2m	0.6mm



Kronodesign Postformed
- Java Block Wood

Code	Type	Depth	Length	Thickness
12679	Single post-form	600mm	4100mm	38mm
33090	Double post-form	650mm	4100mm	38mm
30695	Double post-form	900mm	4100mm	38mm
18624	Upstand	100mm	4100mm	19mm
68143	Laminate Edging Strip	38mm	1.2m	0.6mm



Kronodesign Postformed
- Linen Block Wood

Code	Type	Depth	Length	Thickness
42492	Single post-form	600mm	4100mm	38mm
91274	Double post-form	650mm	4100mm	38mm
17401	Double post-form	900mm	4100mm	38mm
61040	Upstand	100mm	4100mm	19mm
44209	Laminate Edging Strip	38mm	1.2m	0.6mm



Kronodesign Postformed
- Light Porterhouse Oak

Code	Type	Depth	Length	Thickness
70355	Single post-form	600mm	4100mm	38mm
49267	Double post-form	650mm	4100mm	38mm
69093	Double post-form	900mm	4100mm	38mm
21906	Upstand	100mm	4100mm	19mm
57745	Laminate Edging Strip	38mm	1.2m	0.6mm

Kronodesign Postformed Woodgrain Worktops



Kronodesign Postformed
- Porterhouse Walnut

Code	Type	Depth	Length	Thickness
17877	Single post-form	600mm	4100mm	38mm
96396	Double post-form	650mm	4100mm	38mm
81639	Double post-form	900mm	4100mm	38mm
40686	Upstand	100mm	4100mm	19mm
98970	Laminate Edging Strip	38mm	1.2m	0.6mm



Kronodesign Postformed
- Sand Artisan Beech

Code	Type	Depth	Length	Thickness
00715	Single post-form	600mm	4100mm	38mm
24693	Double post-form	650mm	4100mm	38mm
93245	Double post-form	900mm	4100mm	38mm
05657	Upstand	100mm	4100mm	19mm
18476	Laminate Edging Strip	38mm	1.2m	0.6mm



Kronodesign Postformed
- Stone Oak

Code	Type	Depth	Length	Thickness
10281	Single post-form	600mm	4100mm	38mm
01221	Double post-form	650mm	4100mm	38mm
93332	Double post-form	900mm	4100mm	38mm
99764	Upstand	100mm	4100mm	19mm
47972	Laminate Edging Strip	38mm	1.2m	0.6mm

Fact!

“HPPonline account holders can take advantage of our visualisation & quotation tools to help them during the selling process.”



make it **happen** 

Kronodesign Postformed Stone Worktops



Kronodesign Postformed
- Anthracite Granite

Code	Type	Depth	Length	Thickness
89780	Single post-form	600mm	4100mm	38mm
75829	Double post-form	650mm	4100mm	38mm
60020	Double post-form	900mm	4100mm	38mm
05985	Upstand	100mm	4100mm	19mm
13657	Laminate Edging Strip	38mm	1.2m	0.6mm




Kronodesign Postformed
- Beige Pietra Marble

Code	Type	Depth	Length	Thickness
07254	Single post-form	600mm	4100mm	38mm
18924	Double post-form	650mm	4100mm	38mm
57768	Double post-form	900mm	4100mm	38mm
37283	Upstand	100mm	4100mm	19mm
75536	Laminate Edging Strip	38mm	1.2m	0.6mm



Kronodesign Postformed
- Black Andromeda Glitter Gloss

Code	Type	Depth	Length	Thickness
97636	Single post-form	600mm	4100mm	38mm
53303	Double post-form	650mm	4100mm	38mm
21970	Double post-form	900mm	4100mm	38mm
32584	Splashback	640mm	4100mm	10mm
58560	Upstand	100mm	4100mm	19mm
84635	Laminate Edging Strip	38mm	1.2m	0.6mm



Kronodesign Postformed
- Black Flint

Code	Type	Depth	Length	Thickness
98369	Single post-form	600mm	4100mm	38mm
04984	Double post-form	650mm	4100mm	38mm
35895	Double post-form	900mm	4100mm	38mm
86406	Upstand	100mm	4100mm	19mm
93421	Laminate Edging Strip	38mm	1.2m	0.6mm

Kronodesign Postformed Stone Worktops

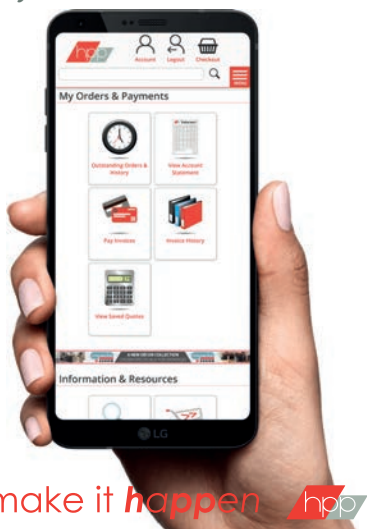


Kronodesign Postformed
- Black Porphyry

Code	Type	Depth	Length	Thickness
34362	Single post-form	600mm	4100mm	38mm
92337	Double post-form	650mm	4100mm	38mm
70557	Double post-form	900mm	4100mm	38mm
95711	Upstand	100mm	4100mm	19mm
57513	Laminate Edging Strip	38mm	1.2m	0.6mm

Fact!

"You can view your net prices for every product by logging into your online account."




make it **happen** 



Kronodesign Postformed
- Brown Pietra Marble - Super Matt

Code	Type	Depth	Length	Thickness
68659	Single post-form	600mm	4100mm	38mm
64912	Double post-form	650mm	4100mm	38mm
77319	Double post-form	900mm	4100mm	38mm
41405	Upstand	100mm	4100mm	19mm
98255	Laminate Edging Strip	38mm	1.2m	0.6mm



Kronodesign Postformed
- Calcareo

Code	Type	Depth	Length	Thickness
39884	Single post-form	600mm	4100mm	38mm
15800	Double post-form	650mm	4100mm	38mm
05892	Double post-form	900mm	4100mm	38mm
47693	Splashback	640mm	4100mm	10mm
69505	Upstand	100mm	4100mm	19mm
04231	Laminate Edging Strip	38mm	1.2m	0.6mm

Kronodesign Postformed Stone Worktops




Kronodesign Postformed
- Cloud Nebula

Code	Type	Depth	Length	Thickness
05181	Single post-form	600mm	4100mm	38mm
60655	Double post-form	650mm	4100mm	38mm
02743	Double post-form	900mm	4100mm	38mm
57733	Upstand	100mm	4100mm	19mm
37817	Laminate Edging Strip	38mm	1.2m	0.6mm



Kronodesign Postformed
- Cream Navona

Code	Type	Depth	Length	Thickness
26027	Single post-form	600mm	4100mm	38mm
23796	Double post-form	650mm	4100mm	38mm
63213	Double post-form	900mm	4100mm	38mm
54228	Upstand	100mm	4100mm	19mm
14931	Laminate Edging Strip	38mm	1.2m	0.6mm



Kronodesign Postformed
- Crema Limestone

Code	Type	Depth	Length	Thickness
77082	Single post-form	600mm	4100mm	38mm
40485	Double post-form	650mm	4100mm	38mm
71794	Double post-form	900mm	4100mm	38mm
47693	Splashback	640mm	4100mm	10mm
99555	Upstand	100mm	4100mm	19mm
15603	Laminate Edging Strip	38mm	1.2m	0.6mm



Kronodesign Postformed
- Dark Terrazzo Marble

Code	Type	Depth	Length	Thickness
34847	Single post-form	600mm	4100mm	38mm
91235	Double post-form	900mm	4100mm	38mm
14701	Splashback	640mm	4100mm	10mm
49526	Upstand	100mm	4100mm	19mm
42475	Laminate Edging Strip	38mm	1.2m	0.6mm

Kronodesign Postformed Stone Worktops




Kronodesign Postformed
- Dark Tivoli

Code	Type	Depth	Length	Thickness
11643	Single post-form	600mm	4100mm	38mm
61058	Double post-form	650mm	4100mm	38mm
32317	Double post-form	900mm	4100mm	38mm
28327	Upstand	100mm	4100mm	19mm
70759	Laminate Edging Strip	38mm	1.2m	0.6mm



Kronodesign Postformed
- Grey Atlantic Marble

Code	Type	Depth	Length	Thickness
72788	Single post-form	600mm	4100mm	38mm
21080	Double post-form	650mm	4100mm	38mm
97447	Double post-form	900mm	4100mm	38mm
69466	Upstand	100mm	4100mm	19mm
34171	Laminate Edging Strip	38mm	1.2m	0.6mm



Kronodesign Postformed
- Grey Galaxy

Code	Type	Depth	Length	Thickness
77537	Single post-form	600mm	4100mm	38mm
94633	Double post-form	650mm	4100mm	38mm
74035	Double post-form	900mm	4100mm	38mm
37978	Upstand	100mm	4100mm	19mm
76828	Laminate Edging Strip	38mm	1.2m	0.6mm



Kronodesign Postformed
- Grey Pietra Marble

Code	Type	Depth	Length	Thickness
47724	Single post-form	600mm	4100mm	38mm
14890	Double post-form	650mm	4100mm	38mm
53150	Double post-form	900mm	4100mm	38mm
73344	Upstand	100mm	4100mm	19mm
21600	Laminate Edging Strip	38mm	1.2m	0.6mm

Kronodesign Postformed Stone Worktops



Kronodesign Postformed
- Light Terrazzo Marble

Code	Type	Depth	Length	Thickness
25652	Single post-form	600mm	4100mm	38mm
80226	Double post-form	650mm	4100mm	38mm
01019	Double post-form	900mm	4100mm	38mm
14701	Splashback	640mm	4100mm	10mm
77633	Upstand	100mm	4100mm	19mm
08342	Laminate Edging Strip	38mm	1.2m	0.6mm




Kronodesign Postformed
- Noir Deluxe

Code	Type	Depth	Length	Thickness
01724	Single post-form	600mm	4100mm	38mm
36155	Double post-form	650mm	4100mm	38mm
19144	Double post-form	900mm	4100mm	38mm
65352	Upstand	100mm	4100mm	19mm
81260	Laminate Edging Strip	38mm	1.2m	0.6mm



Kronodesign Postformed
- Snow White

Code	Type	Depth	Length	Thickness
27143	Single post-form	600mm	4100mm	38mm
30700	Double post-form	650mm	4100mm	38mm
27670	Double post-form	900mm	4100mm	38mm
96199	Upstand	100mm	4100mm	19mm
92726	Laminate Edging Strip	38mm	1.2m	0.6mm



Kronodesign Postformed
- Venato - Gloss

Code	Type	Depth	Length	Thickness
69355	Single post-form	600mm	4100mm	38mm
46727	Double post-form	650mm	4100mm	38mm
48438	Double post-form	900mm	4100mm	38mm
61612	Splashback	640mm	4100mm	10mm
35762	Upstand	100mm	4100mm	19mm
55412	Laminate Edging Strip	38mm	1.2m	0.6mm

Kronodesign Postformed Stone Worktops




Kronodesign Postformed
- Venato - Super Matt

Code	Type	Depth	Length	Thickness
99921	Single post-form	600mm	4100mm	38mm
90889	Double post-form	650mm	4100mm	38mm
18701	Double post-form	900mm	4100mm	38mm
70177	Upstand	100mm	4100mm	19mm
29499	Laminate Edging Strip	38mm	1.2m	0.6mm



Kronodesign Postformed
- White Andromeda Glitter Gloss

Code	Type	Depth	Length	Thickness
68441	Single post-form	600mm	4100mm	38mm
86112	Double post-form	650mm	4100mm	38mm
29394	Double post-form	900mm	4100mm	38mm
32584	Splashback	640mm	4100mm	10mm
68388	Upstand	100mm	4100mm	19mm
38190	Laminate Edging Strip	38mm	1.2m	0.6mm



Kronodesign Postformed
- White Valley Granite

Code	Type	Depth	Length	Thickness
89024	Single post-form	600mm	4100mm	38mm
54488	Double post-form	650mm	4100mm	38mm
11600	Double post-form	900mm	4100mm	38mm
76722	Upstand	100mm	4100mm	19mm
33007	Laminate Edging Strip	38mm	1.2m	0.6mm



Kronodesign Postformed Concrete & Steel Worktops



Kronodesign Postformed
- Black Concrete

Code	Type	Depth	Length	Thickness
21645	Single post-form	600mm	4100mm	38mm
31251	Double post-form	650mm	4100mm	38mm
73278	Double post-form	900mm	4100mm	38mm
68819	Upstand	100mm	4100mm	19mm
03956	Laminate Edging Strip	38mm	1.2m	0.6mm



Kronodesign Postformed
- Dark Atelier

Code	Type	Depth	Length	Thickness
21422	Single post-form	600mm	4100mm	38mm
54944	Double post-form	650mm	4100mm	38mm
00543	Double post-form	900mm	4100mm	38mm
37119	Upstand	100mm	4100mm	19mm
36394	Laminate Edging Strip	38mm	1.2m	0.6mm



Kronodesign Postformed
- Dark Grey Concrete

Code	Type	Depth	Length	Thickness
50641	Single post-form	600mm	4100mm	38mm
34789	Double post-form	650mm	4100mm	38mm
45495	Double post-form	900mm	4100mm	38mm
88484	Upstand	100mm	4100mm	19mm
05123	Laminate Edging Strip	38mm	1.2m	0.6mm



Kronodesign Postformed
- Light Atelier

Code	Type	Depth	Length	Thickness
98372	Single post-form	600mm	4100mm	38mm
60602	Double post-form	650mm	4100mm	38mm
83515	Double post-form	900mm	4100mm	38mm
81011	Upstand	100mm	4100mm	19mm
63656	Laminate Edging Strip	38mm	1.2m	0.6mm

Kronodesign Postformed Concrete & Steel Worktops



Kronodesign Postformed
- Platinum

Code	Type	Depth	Length	Thickness
05486	Single post-form	600mm	4100mm	38mm
91942	Double post-form	650mm	4100mm	38mm
68246	Double post-form	900mm	4100mm	38mm
35670	Upstand	100mm	4100mm	19mm
77062	Laminate Edging Strip	38mm	1.2m	0.6mm




Kronodesign Postformed
- Portland

Code	Type	Depth	Length	Thickness
71679	Single post-form	600mm	4100mm	38mm
66380	Double post-form	650mm	4100mm	38mm
95213	Double post-form	900mm	4100mm	38mm
41992	Upstand	100mm	4100mm	19mm
09111	Laminate Edging Strip	38mm	1.2m	0.6mm



Kronodesign Postformed
- Rusty Steel

Code	Type	Depth	Length	Thickness
15607	Single post-form	600mm	4100mm	38mm
45985	Double post-form	650mm	4100mm	38mm
59386	Double post-form	900mm	4100mm	38mm
40636	Upstand	100mm	4100mm	19mm
25840	Laminate Edging Strip	38mm	1.2m	0.6mm



Kronodesign Square Edge Worktops



Raw Endgrain Oak

Kronodesign Square Edge Worktops

The modern version of a worktop, featuring a straight edge and 1.5 mm ABS edging that gives a sturdy, square look. The simple, cleaner lines make these worktops perfect for any contemporary or minimalist kitchen design.

Please note that an edging strip is not included with worktops in this range, the ABS edging strip must be ordered separately.



Kronodesign Square Edge - Black Andromeda Glitter Matt

Code	Type	Depth	Length	Thickness
15432	Single square edged	600mm	4100mm	38mm
98644	Double square edged	650mm	4100mm	38mm
12673	Double square edged	900mm	4100mm	38mm
12037	Upstand	100mm	4100mm	19mm
65538	ABS Edging Strip	43mm	1.3m	1.5mm



Kronodesign Square Edge - Coast Evoke Oak

Code	Type	Depth	Length	Thickness
32285	Single square edged	600mm	4100mm	38mm
12746	Double square edged	650mm	4100mm	38mm
98601	Double square edged	900mm	4100mm	38mm
52515	Upstand	100mm	4100mm	19mm
31892	ABS Edging Strip	43mm	1.3m	1.5mm

Kronodesign Square Edge Worktops



Kronodesign Square Edge
- Dark Lunar Stone

Code	Type	Depth	Length	Thickness
62637	Single square edged	600mm	4100mm	38mm
40091	Double square edged	650mm	4100mm	38mm
50678	Double square edged	900mm	4100mm	38mm
09623	Upstand	100mm	4100mm	19mm
18882	ABS Edging Strip	38mm	1.3m	1.5mm



Kronodesign Square Edge
- Elegance Endgrain Oak

Code	Type	Depth	Length	Thickness
52462	Single square edged	600mm	4100mm	38mm
63360	Double square edged	650mm	4100mm	38mm
52608	Double square edged	900mm	4100mm	38mm
57994	Upstand	100mm	4100mm	19mm
34731	ABS Edging Strip	38mm	1.3m	1.5mm

Please note that an edging strip is not included with worktops in this range, the ABS edging strip must be ordered separately.



Kronodesign Square Edge
- Fossil Evoke Oak

Code	Type	Depth	Length	Thickness
05445	Single square edged	600mm	4100mm	38mm
77382	Double square edged	650mm	4100mm	38mm
32870	Double square edged	900mm	4100mm	38mm
78672	Upstand	100mm	4100mm	19mm
84764	ABS Edging Strip	43mm	1.3m	1.5mm



Kronodesign Square Edge
- Grey Andromeda Glitter Matt

Code	Type	Depth	Length	Thickness
82262	Single square edged	600mm	4100mm	38mm
66596	Double square edged	650mm	4100mm	38mm
12381	Double square edged	900mm	4100mm	38mm
00566	Upstand	100mm	4100mm	19mm
66431	ABS Edging Strip	43mm	1.3m	1.5mm

Kronodesign Square Edge Worktops



Kronodesign Square Edge
- Grey Emperador Marble

Code	Type	Depth	Length	Thickness
65866	Single square edged	600mm	4100mm	38mm
40829	Double square edged	650mm	4100mm	38mm
39398	Double square edged	900mm	4100mm	38mm
05200	Upstand	100mm	4100mm	19mm
52831	ABS Edging Strip	38mm	1.3m	1.5mm



Kronodesign Square Edge
- Iron Flow

Code	Type	Depth	Length	Thickness
87994	Single square edged	600mm	4100mm	38mm
85280	Double square edged	650mm	4100mm	38mm
41762	Double square edged	900mm	4100mm	38mm
43614	Upstand	100mm	4100mm	19mm
80821	ABS Edging Strip	43mm	1.3m	1.5mm

Please note that an edging strip is not included with worktops in this range, the ABS edging strip must be ordered separately.



Kronodesign Square Edge
- Light Grey Concrete

Code	Type	Depth	Length	Thickness
22353	Single square edged	600mm	4100mm	38mm
85361	Double square edged	650mm	4100mm	38mm
74242	Double square edged	900mm	4100mm	38mm
25083	Upstand	100mm	4100mm	19mm
03811	ABS Edging Strip	38mm	1.3m	1.5mm



Kronodesign Square Edge
- Light Lunar Stone


Code	Type	Depth	Length	Thickness
28594	Single square edged	600mm	4100mm	38mm
23767	Double square edged	650mm	4100mm	38mm
19130	Double square edged	900mm	4100mm	38mm
03210	Upstand	100mm	4100mm	19mm
24337	ABS Edging Strip	38mm	1.3m	1.5mm

Kronodesign Square Edge Worktops



Kronodesign Square Edge
- Raw Endgrain Oak

Code	Type	Depth	Length	Thickness
88173	Single square edged	600mm	4100mm	38mm
16903	Double square edged	650mm	4100mm	38mm
57561	Double square edged	900mm	4100mm	38mm
53995	Upstand	100mm	4100mm	19mm
01493	ABS Edging Strip	38mm	1.3m	1.5mm



Kronodesign Square Edge
- Riven Slate

Code	Type	Depth	Length	Thickness
52962	Single square edged	600mm	4100mm	38mm
32734	Double square edged	650mm	4100mm	38mm
28589	Double square edged	900mm	4100mm	38mm
81601	Upstand	100mm	4100mm	19mm
66648	ABS Edging Strip	38mm	1.3m	1.5mm

Please note that an edging strip is not included with worktops in this range, the ABS edging strip must be ordered separately.



Kronodesign Square Edge
- Silk Flow

Code	Type	Depth	Length	Thickness
45413	Single square edged	600mm	4100mm	38mm
53716	Double square edged	650mm	4100mm	38mm
74198	Double square edged	900mm	4100mm	38mm
24572	Upstand	100mm	4100mm	19mm
79936	ABS Edging Strip	43mm	1.3m	1.5mm



Kronodesign Square Edge
- White Andromeda Glitter Matt

Code	Type	Depth	Length	Thickness
85945	Single square edged	600mm	4100mm	38mm
51101	Double square edged	650mm	4100mm	38mm
06826	Double square edged	900mm	4100mm	38mm
55345	Upstand	100mm	4100mm	19mm
43451	ABS Edging Strip	43mm	1.3m	1.5mm

Kronodesign Slim Line Worktops



Kronodesign Slim Line Worktops

A special selection of 12mm compact boards with a monochrome core, Slim Line worktops are ideal for upmarket furniture and interior design. They have improved resistance to abrasion and moisture, function well and look good. Slim Line worktops are for horizontal use with specially selected designs that add style to any application. They don't require additional edging or surface finish processing, so they are perfect for bespoke kitchen or office worksurfaces.

- Water resistant, weight-bearing and suitable for undermount sink installation
- No need for bonding or edge banding
- Possibility to add an attractive bevel on the exposed edges of the worktop
- Suitable for horizontal and vertical applications - can be used as a kitchen worktop and splashback
- Double-sided decorative surface - ideal for use in open cabinets and breakfast bars
- Hygienic, easy to maintain and clean due to its non-porous surface

Kronodesign Slim Line Worktops



Kronodesign Slim Line - Peltro

Code	Depth	Length	Thickness
62670	650mm	4100mm	12mm



Kronodesign Slim Line - Portland

Code	Depth	Length	Thickness
84329	650mm	4100mm	12mm



Kronodesign Slim Line - Snow White


Code	Depth	Length	Thickness
10834	650mm	4100mm	12mm



Kronodesign Slim Line - Venato

Code	Depth	Length	Thickness
13464	650mm	4100mm	12mm

Kitchen Worktops



K220 Motif Tiles



K219 Labyrinth



K222 Artwork



K221 - Graphic Concrete

Kronodesign Graphic Splashbacks

Kronospan Graphic Splashbacks can provide the finishing touch to worksurfaces in kitchens, offices and working areas. Not only do they protect the walls behind the work surface, but add an extra decorative touch. Each splashback features a separate décor on each side.

Code	Type	Colour	Depth	Length	Thickness
29756	Splashback	Graphic Concrete - Artwork	640mm	4100mm	10mm
77335	Splashback	Labyrinth - Motif Tiles	640mm	4100mm	10mm

Solid Wood Worktops



Solid Oak BC Worktops

Oak is the most popular wood species and personifies everything that people look for when they choose a solid wood worktop. It is extremely strong and hard wearing which is ideal for worktops. The rich colour will mature and darken over time and add character to any kitchen. Choosing an Oak worktop guarantees a truly unique product that will give pleasure for many years to come.

- Pre oiled allowing a significant reduction in installation time
- Ultra smooth, silky and highly moisture resistant surface
- Produced using high quality raw materials
- Advanced processes ensure both the grain and colour are consistent
- 40mm staves
- Installation instructions and care / maintenance guidelines are included



Solid Oak Upstand


Code	Type	Depth	Length	Thickness
69508	Worktop	600mm	3000mm	38mm
00192	Worktop	600mm	4100mm	38mm
06863	Breakfast Bar	900mm	2000mm	38mm
37193	Upstand	70mm	3000mm	18mm

Worktop Oil

Code	Size
03573	750ml



Worktop Accessories



Multipurpose Worktop Jig

A lightweight jig template with various options for routing fixing slots used for connecting worktops at 45 or 90 degree angles.

Code
92291



Worktop Cutter

To complement Unika Jigs, 12.7mm twin flute.

Code
81455



Worktop Jointing Bolt

For discreet jointing of worktops.

Code
91431



100mm



Worktop Slimline Toggle Bolts

Slimline Toggle Bolts for use with 12mm compact laminate worktop installations.

Code	Size	Qty
32358	6mm thick	Pack of 3



170mm

Worktop Zip Bolts

- Fast, strong and secure worktop connectors
- Includes a 5mm hex drive bit
- Cost effective solution for kitchen worktop joints
- Pack of 3


Code	Length
76518	100mm
39603	170mm

Worktop Accessories




40mm Worktop Strips - 3mm Radius

Code	Length	Finish	Type
08183	630mm	Black	End strip
88973		Black	Corner joint connector
54330	630mm	Satin Aluminium	End strip



40mm Worktop Strips - 6mm Radius

Code	Length	Finish	Type
65625	630mm	Black	End strip
73135		Black	Corner joint connector
41199	630mm	Satin Aluminium	End strip



40mm Worktop Strips - 10mm Radius

Code	Length	Finish	Type
32830	630mm	Black	End strip
07809		Black	T butt connector
37136	630mm	Satin Aluminium	End strip
09505		Satin Aluminium	T butt connector

Worktop Accessories



Worktop Tape

- 40mm
- Double sided to fit laminate edge strip to worktops
- Creates a permanent bond

Code	Roll
92780	5mtr

Code	Roll
97433	50mtr



Worktop Accessories



ColorFill Worktop Joiner

ColorFill is specifically designed for the installation of near-invisible mitred joints in worktops and breakfast bars and is exactly colour-matched to your work surfaces. It not only bonds the joint together, it also seals against water and domestic detergents. ColorFill can also be used to repair small scratches, laminate worktop repair and melamine surface repairs. Supplied in 25g tubes, each tube is sufficient to join one 60cm mitre. Visit www.hpponline.co.uk/cat/855 to view each worktop and details of their matching Colorfill.

Code	Reference	Colour
90850	CF008	Bianco Madielle
34370	CF020	Charcoal Dust
11099	CF023	Classic Onyx
28829	CF024	Cloud Blue
72404	CF026	Coffee Cream
41919	CF027	Cool Palette
21170	CF031	Doeskin
37867	CF032	Drift Beige
37976	CF036	Earth Dust
30105	CF041	Fog Dust
19909	CF042	Folkstone
65676	CF047	Grey Dust
15385	CF048	Grey Glint
08064	CF049	Grey Linette
42700	CF053	Lavadust
24672	CF070	Polar White
57808	CF071	Pumice
42205	CF076	Sarum Grey
26049	CF081	Soft White
62136	CF086	Stardust
56544	CF089	Storm
80267	CF095	Vellum
08299	CF096	Warm Haze
75209	CF111	Capitol Pine
30016	CF112	Colorado Oak
17322	CF113	Stone
25778	CF115	Silver Grey
88887	CF116	Mississippi Pine
46436	CF117	Mountain Timber
42388	CF119	Sarsen Grey
18641	CF121	Natural Stone
41546	CF123	Natural Aragon Oak

Code	Reference	Colour
95731	CF124	White Grey Marble
90074	CF126	French Walnut
36167	CF144	North Sea
84906	CF145	Black Granite
77863	CF155	Black Aurora
49403	CF178	Silent Oak
05817	CF213	Pearl Grey
83731	CF230	Mahogany
96568	CF256	Tavira
34751	CF257	Moray Granite
11842	CF259	Royal Granite
26126	CF265	Lichen Granite
08275	CF268	Mouse Dust
86321	CF269	Dexion Grey
67337	CF290	Andorra
65858	CF319	BQ Stardust
57223	CF322	Rose Granite
14387	CF325	White
16915	CF331	Beech
27142	CF390	Riverwash Monserat
66016	CF391	Grey Slate Effect
29351	CF405	Baltic Coral
48831	CF406	Taurus Grey
45746	CF409	Oak Woodmix
28051	CF411	Walnut
96550	CF414	Dark Melange
06447	CF416	Brown
96652	CF421	Wenge Bonobo
40805	CF435	Samari Ash
20994	CF436	Light Stone
80132	CF437	Grey Oak
82281	CF439	Dark Grey



REGINOX



Sinks & Taps

Blanco Sinks.....	244	Reginox Taps	259
Blanco Taps	248	Reginox Sink & Tap Packs	264
Blanco Sink & Tap Packs	249	Sink Accessories	270
Reginox Sinks	253		



Dinas 45 S

- 18/10 Stainless steel sink
- Inset Mount
- Reversible
- Waste kit included
- Cabinet Size: 450mm
- Cut Out Size: 840mm x 480mm x 15mm corner radii
- Bowl Depth: 190mm
- Sink Guarantee: 25 years



Code	Drainer	Bowl	Min Cabinet	Size	Bowl Depth
36327	Reversible	Single	450mm	860 x 500mm	190mm

Dinas XL 6 S

- 18/10 Stainless steel sink
- Inset Mount
- Reversible
- Waste kit included
- Cabinet Size: 600mm
- Cut Out Size: 980mm x 480mm x 15mm corner radii
- Bowl Depth: 190mm
- Sink Guarantee: 25 years



Code	Drainer	Bowl	Min Cabinet	Size	Bowl Depth
17247	Reversible	Single	600mm	1000 x 500mm	190mm

Dinas 6 S

- 18/10 Stainless steel sink
- Inset Mount
- Reversible
- Waste kit included
- Cabinet Size: 600mm
- Cut Out Size: 980mm x 480mm x 15mm corner radii
- Bowl Depth: 190mm/140mm
- Sink Guarantee: 25 years



Code	Drainer	Bowl	Min Cabinet	Size	Bowl Depth
43255	Reversible	1.5	600mm	1000 x 500mm	190/140mm

TOGA 45 S

- 18/10 Stainless steel sink
- Inset Mount
- Reversible
- Waste kit included
- Cabinet Size: 450mm
- Cut Out Size: 842mm x 482mm x 15mm corner radii
- Bowl Depth: 170mm
- Sink Guarantee: 25 years



Code	Drainer	Bowl	Min Cabinet	Size	Bowl Depth
43728	Reversible	Single	450mm	860 x 500mm	170mm

Toga XL 6 S


- 18/10 Stainless steel sink
- Inset Mount
- Reversible
- Waste kit included
- Cabinet Size: 600mm
- Cut Out Size: 932mm x 482mm x 15mm corner radii
- Bowl Depth: 180mm
- Sink Guarantee: 25 years



Code	Drainer	Bowl	Min Cabinet	Size	Bowl Depth
35800	Reversible	Single	600mm	950 x 500mm	180mm

Toga 6 S

- 18/10 Stainless steel sink
- Inset Mount
- Reversible
- Waste kit included
- Cabinet Size: 600mm
- Cut Out Size: 933mm x 483mm x 15mm corner radii
- Bowl Depth: 160mm/90mm
- Sink Guarantee: 25 years



Code	Drainer	Bowl	Min Cabinet	Size	Bowl Depth
47576	Reversible	1.5	600mm	950 x 500mm	160/90mm

Essential 530-U

- 18/10 stainless steel sink
- Undermount Installation
- Reversible
- Waste kit included
- Cabinet Size: 600mm
- Bowl Depth: 180/130mm
- Sink Guarantee: 25 years



Code	Drainer	Bowl	Min Cabinet	Size	Bowl Depth
20035	Reversible	1.5	600mm	582 x 450mm	180/130mm

Supra 400-U

- 18/10 stainless steel sink
- Undermount Installation
- Waste kit included
- Cabinet Size: 450mm
- Cut Out Size: 400 x 400 mm x 60mm corner radii
- Bowl Depth: 175mm
- Sink Guarantee: 25 years



Code	Bowl	Min Cabinet	Size	Bowl Depth
05438	Single	450mm	430 x 430mm	175mm

Supra 500-U

- 18/10 stainless steel sink
- Undermount Installation
- Waste kit included
- Cabinet Size: 600mm
- Cut Out Size: 500 x 400 mm x 60mm corner radii
- Bowl Depth: 175mm
- Sink Guarantee: 25 years



Code	Bowl	Min Cabinet	Size	Bowl Depth
21382	Single	600mm	530 x 430mm	175mm

Blanco Sinks



Solis 400-U

- 18/10 stainless steel sink
- Undermount Installation
- Waste kit included
- Cabinet Size: 500mm
- Bowl Depth: 185mm
- Sink Guarantee: 25 years

Code	Bowl	Min Cabinet	Size	Bowl Depth
27301	Single	500mm	440 x 440mm	185mm



Left-Hand



Right-Hand

Solis 340-180-U

- 18/10 stainless steel sink
- Undermount Installation
- Left and Right handed sink options
- Waste kit included
- Cabinet Size: 600mm
- Bowl Depth: 185/125mm
- Sink Guarantee: 25 years

Code	Drainer	Bowl	Min Cabinet	Size	Bowl Depth
39307	Left Hand	1.5	600mm	585 x 440mm	185 / 125mm
08634	Right Hand	1.5	600mm	585 x 440mm	185 / 125mm



Daras

- Minimum clearance between sink and window sash: 30mm
- 360° swivel spout for greater reach
- 35 mm tap hole required
- With ceramic disk cartridge
- Flexible connector pipes, 950 mm long and 3/8" nut for easy installation
- Suitable for low pressure systems: min 0.3 bar
- Top lever action

Code	Finish
18792	Chrome



Loop

- Twin lever monobloc mixer tap
- Ceramic disc controls
- High arch long reach spout
- Suitable for low pressure and pressure systems max 5.0 bar, min 0.3 bar

Code	Finish
57318	Chrome



Camia

- Twin lever monobloc mixer tap
- Ceramic disc control
- Suitable for low pressure gravity and pressure systems, max 5.0 bar, min 0.3 bar

Code	Finish
16519	Chrome



Mida

- Single lever monobloc mixer tap
- Ceramic disc control
- Flexible 350mm connector pipes for easy installation
- Patented jet regulator for markedly reduced scaling
- Requires balanced high pressure supply only, min 1.0 bar

Code	Finish
57003	Chrome

Blanco Sink and Tap Packs

Tap Options



Daras



Loop



Camia

Dinas 45 S

- 18/10 Stainless steel sink plus chrome tap option
- Inset Mount
- Reversible
- Waste kit included
- Cabinet Size: 450mm
- Cut Out Size: 840mm x 480mm x 15mm corner radii
- Bowl Depth: 190mm
- Sink Guarantee: 25 years



Code	Sink	Tap
82106	Dinas 45 S	Daras
84286	Dinas 45 S	Loop
33905	Dinas 45 S	Camia

Dinas XL 6 S

- 18/10 Stainless steel sink plus chrome tap option
- Inset Mount
- Reversible
- Waste kit included
- Cabinet Size: 600mm
- Cut Out Size: 980mm x 480mm x 15mm corner radii
- Bowl Depth: 190mm
- Sink Guarantee: 25 years



Code	Sink	Tap
52506	Dinas XL 6 S	Daras
45840	Dinas XL 6 S	Loop
65855	Dinas XL 6 S	Camia

Dinas 6 S


- 18/10 Stainless steel sink plus chrome tap option
- Inset Mount
- Reversible
- Waste kit included
- Cabinet Size: 600mm
- Cut Out Size: 980mm x 480mm x 15mm corner radii
- Bowl Depth: 190mm/140mm
- Sink Guarantee: 25 years



Code	Sink	Tap
10713	Dinas 6 S	Daras
45186	Dinas 6 S	Loop
08392	Dinas 6 S	Camia

Blanco Sink and Tap Packs

Tap Options



Toga 45 S

- 18/10 Stainless steel sink plus chrome tap option
- Inset Mount
- Reversible
- Waste kit included
- Cabinet Size: 450mm
- Cut Out Size: 842mm x 482mm x 15mm corner radii
- Bowl Depth: 170mm
- Sink Guarantee: 25 years



Code	Sink	Tap
46542	Toga 45 S	Daras
95226	Toga 45 S	Loop
45105	Toga 45 S	Camia

Toga XL 6 S

- 18/10 Stainless steel sink plus chrome tap option
- Inset Mount
- Reversible
- Waste kit included
- Cabinet Size: 600mm
- Cut Out Size: 932mm x 482mm x 15mm corner radii
- Bowl Depth: 180mm
- Sink Guarantee: 25 years



Code	Sink	Tap
33365	Toga XL 6 S	Daras
97021	Toga XL 6 S	Loop
85310	Toga XL 6 S	Camia

Toga 6 S

- 18/10 Stainless steel sink plus chrome tap option
- Inset Mount
- Reversible
- Waste kit included
- Cabinet Size: 600mm
- Cut Out Size: 933mm x 483mm x 15mm corner radii
- Bowl Depth: 160mm/90mm
- Sink Guarantee: 25 years



Code	Sink	Tap
16382	Toga 6 S	Daras
09860	Toga 6 S	Loop
35264	Toga 6 S	Camia

Blanco Sink and Tap Packs

Tap Options



Essential 530-U Sink and Tap Packs

- 18/10 stainless steel sink plus chrome tap option
- Undermount Installation
- Reversible
- Waste kit included
- Cabinet Size: 600mm
- Bowl Depth: 180/130mm
- Sink Guarantee: 25 years



Code	Sink	Tap
27698	Essential 530-U	Loop
59441	Essential 530-U	Camia
11840	Essential 530-U	Mida

Supra 400-U Sink and Tap Packs

- 18/10 Stainless steel sink plus chrome tap option
- Undermount Installation
- Waste kit included
- Cabinet Size: 450mm
- Cut Out Size: 400 x 400 mm x 60mm corner radii
- Bowl Depth: 175mm
- Sink Guarantee: 25 years



Code	Sink	Tap
44659	Supra 400-U	Loop
51952	Supra 400-U	Camia
91163	Supra 400-U	Mida

Supra 500-U Sink and Tap Packs

- 18/10 stainless steel sink plus chrome tap option
- Undermount Installation
- Waste kit included
- Cabinet Size: 600mm
- Cut Out Size: 500 x 400 mm x 60mm corner radii
- Bowl Depth: 175mm
- Sink Guarantee: 25 years



Code	Sink	Tap
23328	Supra 500-U	Loop
98832	Supra 500-U	Camia
12972	Supra 500-U	Mida

Blanco Sink and Tap Packs



Tap Options



Solis 400-U Sink and Tap Packs

- 18/10 stainless steel sink plus chrome tap option
- Undermount Installation
- Waste kit included
- Cabinet Size: 500mm
- Bowl Depth: 185mm
- Sink Guarantee: 25 years

Code	Sink	Tap
74559	Solis 400-U	Camia
81236	Solis 400-U	Mida



Left-Hand



Right-Hand

Solis 340-180-U Sink and Tap Packs

- 18/10 stainless steel sink plus chrome tap option
- Undermount Installation
- Left and Right handed sink options
- Waste kit included
- Cabinet Size: 600mm
- Bowl Depth: 185/125mm
- Sink Guarantee: 25 years

Code	Sink	Sink Hand:	Tap
21078	Solis 340/180	Left	Camia
58149	Solis 340/180	Left	Mida
32000	Solis 340/180	Right	Camia
24185	Solis 340/180	Right	Mida

Alpha

- Lifetime warranty
- Waste kit included



Code	Drainer	Bowl	Min Cabinet	Size	Bowl Depth
48998	Reversible	Single	500mm	860 x 435mm	135mm

Daytona

- Lifetime warranty
- Waste kit included



Code	Drainer	Bowl	Min Cabinet	Size	Bowl Depth
38599	Reversible	Single	600mm	1000 x 500mm	175mm



Diplomat

- Lifetime warranty
- Waste kit included

Code	Drainer	Bowl	Min Cabinet	Size	Bowl Depth
00705	Reversible	Single	500mm	860 x 500mm	160mm
29950	Reversible	1.5	600mm	950 x 500mm	160 / 130mm

Reginox Sinks



Le Mans

- Lifetime warranty
- Waste kit included

Code	Drainer	Bowl	Min Cabinet	Size	Bowl Depth
23063	Reversible	1.5	600mm	980 x 500mm	170 / 128mm



Regidrain

- Lifetime warranty
- Waste kit included

Code	Drainer	Bowl	Min Cabinet	Size	Bowl Depth
08412	Reversible	Single	450mm	595 x 470mm	145mm



Nebraska

- Lifetime warranty
- Waste kit included

Code	Drainer	Bowl	Min Cabinet	Size	Bowl Depth
46360	Reversible	1.5	600mm	535 x 400mm	180 / 122mm



Regi-Fit

- Lifetime warranty
- Waste kit included

Code	Bowl	Min Cabinet	Size	Bowl Depth
01491	Single	450mm	440 x 380mm	160mm
43990	Half	400mm	185 x 325mm	122mm

Reginox Sinks



Traditional White

- Sink Warranty: 10 years
- Waste kit included
- Allow 10% measurement tolerance due to manufacturing process

Code	Drainer	Bowl	Min Cabinet	Size	Bowl Depth
20745	Reversible	Single	600mm	1015 x 525mm	200mm
59660	Reversible	1.5	600mm	1010 x 525mm	200mm / 130mm



Belfast

- Allow 10% measurement tolerance due to manufacturing process
- Not suitable for waste disposal units
- Sink Warranty: 10 years

Code	Min Cabinet	Size	Bowl Depth
25384	600mm	595 x 460mm	250mm



Black Granite

Grey Granite

Pure White Granite

Amsterdam

Produced with Axigran - a mixture of granite & Quartz particles & resins - the Amsterdam composite sink range is incredibly hard-wearing and resistant to thermal shock, stains and scratches.

- Fitting method: Inset only
- Handing options: Reversible (knock out tap hole)
- Waste kit: Included
- Clips & seals: Included
- Waste specifications: 90mm waste
- Overflow: Yes
- Tap hole cover: No
- Tap hole size: 35mm
- Warranty: 10 Year manufacturers warranty - 1 Year Parts warranty

Code	Colour	Drainer	Bowl	Min Cabinet	Size	Bowl Depth
40601	Black Granite	Reversible	Single	600mm	860 x 500mm	200mm
08162	Black Granite	Reversible	1.5	800mm	1000 x 500mm	200mm / 140mm
27323	Grey Granite	Reversible	Single	600mm	860 x 500mm	200mm
96240	Grey Granite	Reversible	1.5	800mm	1000 x 500mm	200mm / 140mm
12200	Pure White Granite	Reversible	Single	600mm	860 x 500mm	200mm
87665	Pure White Granite	Reversible	1.5	800mm	1000 x 500mm	200mm / 140mm


Reginox Sinks



Harlem

Manufactured with Axigran, a unique and hard-wearing material made from colourised granite/quartz particles and polyester resins.

- Antibacterial protection
- Natural granite-like finish
- Thermal shock resistance
- Impact and stain resistant
- UV protection ensures minimal colour-fade
- Sink Warranty: 10 Years manufacturing, 1 Years parts
- Fitting method: Inset only



- Handing options: Reversible (knock out tap hole)
- Waste kit: Included
- Waste specifications: 90mm basket strainer (x2 on 1.5 sinks)
- Overflow: Yes (on 1.5 bowl sinks, the smaller bowl does not hold water, so acts as an overflow)
- Tap hole cover: No
- Tap hole size: 35mm

Code	Colour	Drainer	Bowl	Min Cabinet	Size	Bowl Depth
67625	Black Granite	Reversible	Single	600mm	1000 x 500mm	200mm
50680	Black Granite	Reversible	1.5	600mm	1000 x 500mm	200mm / 140mm
53648	Cream Granite	Reversible	Single	600mm	1000 x 500mm	200mm
29252	Cream Granite	Reversible	1.5	600mm	1000 x 500mm	200mm / 140mm
91729	Grey Granite	Reversible	Single	600mm	1000 x 500mm	200mm
53392	Grey Granite	Reversible	1.5	600mm	1000 x 500mm	200mm / 140mm
90167	Pure White Granite	Reversible	Single	600mm	1000 x 500mm	200mm
33240	Pure White Granite	Reversible	1.5	600mm	1000 x 500mm	200mm / 140mm

Reginox Sinks



Titanium Granite Single



Black Granite Single

Quadra

Manufactured from 'Metalek', a chemical composition of natural granite, acrylic resin with metal particles added to produce a 'metallic effect' finish.

- Impact resistant
- Thermal shock resistant
- UV protection
- Anti-bacterial protection
- Warranty: 10 years



Titanium Granite 1.5



Black Granite 1.5

Code	Colour	Bowl	Min Cabinet	Size	Bowl Depth
63060	Black Granite	Single	600mm	540 x 440mm	220mm
86243	Black Granite	1.5	600mm	590 x 500mm	220 / 170mm
96204	Titanium Granite	Single	600mm	540 x 440mm	220mm
63275	Titanium Granite	1.5	600mm	590 x 500mm	220 / 170mm



Reginox New York Sinks

Inspired by the lifestyle, luxury, comfort and statement-making confidence of the 'Big Apple', the New York sink from Reginox will add flair and no-nonsense design to any kitchen. Its ultra smooth and deep-drawn design - with an inner and outer radius of 10 mm, without welded or folded seams - brings a unique and practical look together with optimum hygiene.

- Highly adaptable: the square/rectangular shapes allow them to be fitted in a wide range of configurations
- The drainer can be placed at the top or to either side: the tap too can be placed wherever it suits best
- Offers multiple options for work surface mounting (subject to worktop material):

Fully Integrated, Semi Integrated or Undermounted

- Lifetime warranty
- Waste kit included
- Please note: the New York sink range is not suitable for waste disposal units due to the integrated waste

Code	Colour	Bowl	Min Cabinet	Size	Bowl Depth
21672	Stainless Steel	Single	450mm	440 x 440mm	180mm
53208	Stainless Steel	Single	600mm	540 x 440mm	200mm
80352	Jet Black	Single	600mm	540 x 440mm	200mm

Reginox Sinks



Copper



Gold



Gunmetal

Miami Sinks

Miami polished stainless steel sinks, available in two sizes (40x40 and 50x40) and three finishes - copper, gold and gunmetal.

- Fitting Methods: Inset, Integrated & Undermount
- Waste Kit Included
- Clips & Seals Included
- Waste Specifications: 90mm BSW
- Overflow: Yes
- Tap Hole Cover: N/A
- Tap Hole Size: 35mm
- Warranty: 5 Years

Code	Colour	Bowl	Min Cabinet	Size	Bowl Depth
19117	Copper	Single	450mm	440 x 440mm	200mm
45388	Copper	Single	600mm	540 x 440mm	200mm
12714	Gold	Single	450mm	440 x 440mm	200mm
75545	Gold	Single	600mm	540 x 440mm	200mm
66222	Gunmetal	Single	450mm	440 x 440mm	200mm
72642	Gunmetal	Single	600mm	540 x 440mm	200mm



Copper



Gold



Gunmetal

Kalix Taps

Monoblock single lever mixer tap.

- Tap Hole Size: 35mm
- Warranty: 5 Years manufacturing, 1 Years parts
- Product Weight: 2.5kg
- Flow Rate @ 2.0 Bar: 10.8 litres/min
- Rotation of the spout: 360°
- Working pressures: Min: 1bar / Max: 5bar

Code	Finish
64209	Copper
89118	Gold
78769	Gunmetal

Reginox Taps



Amanzi 2 Boiling Water Taps

Standard hot & cold water dispensed through the swivel mixer lever. Boiling water is instantly dispensed via the Child Safe spring-locked handle.

- Boiling water runs through centre of tap ensuring the tap is always cool to the touch
- Temperature adjustable between 75-98°C
- Optimum working pressure: Min 1bar to max 3bar
- System pressure: 0.2bar 3.8 / 0.5bar 6 / 1bar 7.2 / 2bar 8 / 3bar 9.2
- Spout swivel: 360 degrees
- Safety: child safe spring lock on the instant hot water dispenser
- Overall Height: 343mm
- Spout Reach: 210mm
- Height to Under Spout: 257mm
- Tap hole size: 35mm
- Warranty on Tap: 5 YEARS against manufacturing faults excluding serviceable parts

Tank & Filter:

- Tank capacity: 2.4 litres
- Boiler unit: touchscreen controls
- Temperature sensor giving a digital reading of the current water temperature
- Fully insulated water storage to maintain temperature and minimise running costs
- Unobtrusive, easy clean design
- Carbon rod filter (supplied) is designed for adsorption & removal of calcium, magnesium, odour, dirt & particles
- Replacement cycle for filter: 3 - 6 months
- Tank Dimensions: 335 x 210 x 210mm (HxDxW)
- Warranty on boiler unit: 2 YEARS against manufacturing faults excluding serviceable parts

Code	Finish
38823	Brushed Copper
83692	Brushed Nickel
69221	Chrome
52945	Gun Metal



Charente

- Working Pressure: 0.2 bar min / 6 bar max
- Flexible tails included
- Warranty: 10 years casting, 1 Years Parts

Code	Finish
65586	Brushed Nickel



Douro

With flexible spring spout.

- Working Pressure: 1 bar min / 5 bar max
- Flexible tails included
- Warranty: 5 years casting, 1 Years Parts

Code	Finish
75904	Chrome



Kubina

- Working Pressure: 1 bar min / 5 bar max
- Flexible tails included
- Warranty: 5 years casting, 1 Years Parts

Code	Finish
37331	Chrome

Brushed Nickel



Chrome



Mino

- Working Pressure: 1 bar min / 5 bar max
- Flexible tails included
- Warranty: 5 years casting, 1 Years Parts

Code	Finish
31283	Brushed Nickel
17915	Chrome



Obion

- Working Pressure: 1 bar min / 5 bar max
- Flexible tails included
- Warranty: 5 years casting, 1 Years Parts

Code	Finish
10128	Matt Black



Dania

- Working Pressure: 0.1 bar min / 6 bar max
- Flexible tails included
- 5 year warranty

Code	Finish
07314	Chrome



Thames

- Working Pressure: 0.2 bar min / 6 bar max
- Flexible tails included
- 5 year warranty

Code	Finish
20312	Chrome



Genesis

- Working Pressure: 0.2 bar min / 6 bar max
- Flexible tails included
- 5 year warranty

Code	Finish
97376	Brushed Nickel
42901	Chrome

Reginox Taps

Kalix Taps

Monoblock single lever mixer tap.

- Tap Hole Size: 35mm
- Warranty: 5 Years manufacturing, 1 Years parts
- Product Weight: 2.5kg
- Flow Rate @ 2.0 Bar: 10.8 litres/min
- Pull out spray: No
- Rotation of the spout: 360°
- Working pressures: Min: 1bar / Max: 5bar



Copper



Gold



Gunmetal

Code	Finish
64209	Copper
89118	Gold
78769	Gunmetal



Elbe

- Working Pressure: 0.2 bar min / 6 bar max
- Flexible tails included
- 5 year warranty

Code	Finish
61197	Chrome / White



Brushed Nickel



Chrome

Amur

- Working Pressure: 0.2 bar min / 5 bar max
- Flexible tails included
- 5 year warranty

Code	Finish
42449	Brushed Nickel
81997	Chrome

Reginox Taps



Alpina

Monobloc Sink Chrome Mixer Tap

- Tap Hole Size: 35mm
- Warranty: 5 years
- Pull Out Spray: No
- Spout Rotation: 360°
- Working Pressure: 0.2 bar min / 6 bar max

Code	Finish
73403	Chrome



Aurora

- Chrome with black spout
- Working Pressure: 0.2 bar min / 6 bar max
- Pull-out hose

Code	Finish
25562	Chrome / Black Spout

Reginox Sink and Tap Packs



Tap Options



Black



Grey



White

Amsterdam Sink and Tap Packs

- Granite and resin composite sink plus chrome tap option
- Inset mount
- Reversible
- Min Cabinet Size: 600mm
- Length x Width: 860mm x 500mm
- Bowl Depth: 200mm
- Warranty: 10 Year manufacturers warranty - 1 Year Parts warranty

Code	Finish	Sink	Tap
87602	Black Granite	Single	Dania
64926	Black Granite	Single	Thames
60852	Grey Granite	Single	Dania
59022	Grey Granite	Single	Thames
96618	Pure White Granite	Single	Dania
41956	Pure White Granite	Single	Thames



Black



Grey



White

Amsterdam 1.5 Sink and Tap Packs

- Granite and resin composite sink plus chrome tap option
- Inset mount
- Reversible
- Min Cabinet Size: 800mm
- Length x Width: 1000mm x 500mm
- Bowl Depth: 200mm/140mm
- Warranty: 10 Year manufacturers warranty - 1 Year Parts warranty

Code	Finish	Sink	Tap
13563	Black Granite	1.5	Dania
16448	Black Granite	1.5	Thames
37301	Grey Granite	1.5	Dania
38522	Grey Granite	1.5	Thames
69304	Pure White Granite	1.5	Dania
64447	Pure White Granite	1.5	Thames

Reginox Sink and Tap Packs



Daytona Sink and Tap Packs

- 0.6mm gauge stainless steel sink
- Inset Mount
- Reversible
- Min Cabinet Size: 600mm
- Length x Width: 1000mm x 500mm
- Bowl Depth: 175mm
- Lifetime sink warranty



Code	Sink	Tap
20076	Daytona	Dania
84688	Daytona	Thames

Le Mans 1.5 Sink and Tap Packs


- 0.6mm gauge stainless steel sink
- Inset Mount
- Reversible
- Min Cabinet Size: 600mm
- Length x Width: 980mm x 500mm
- Bowl Depth: 170mm/128mm
- Lifetime sink warranty



Code	Sink	Tap
89294	Le Mans 1.5	Dania
54348	Le Mans 1.5	Thames

Reginox Sink and Tap Packs

Tap Options



Diplomat Sink and Tap Packs

- 0.6mm gauge stainless steel sink plus chrome tap option
- Inset Mount
- Reversible
- Min Cabinet Size: 500mm
- Length x Width: 860mm x 500mm
- Bowl Depth: 160mm
- Lifetime sink warranty



Code	Sink	Tap
81865	Diplomat	Dania
07298	Diplomat	Thames

Diplomat 1.5 Sink and Tap Packs

- 0.6mm gauge stainless steel sink plus chrome tap option
- Inset Mount
- Reversible
- Min Cabinet Size: 600mm
- Length x Width: 950mm x 500mm
- Bowl Depth: 160mm/130mm
- Lifetime sink warranty



Code	Sink	Tap
85413	Diplomat 1.5	Dania
12098	Diplomat 1.5	Thames

Regidrain Sink and Tap Packs

- 0.9mm gauge stainless steel sink
- Inset Mount
- Reversible
- Min Cabinet Size: 450mm
- Length x Width: 400mm x 340mm
- Bowl Depth: 145mm
- Lifetime sink warranty



Code	Sink	Tap
59476	Regidrain	Dania
83998	Regidrain	Thames

Reginox Sink and Tap Packs



Tap Options



White Ceramic Sink and Tap Packs

- Inset Mount
- Reversible
- Min Cabinet Size: 600mm
- Length x Width: 1015mm x 525mm
- Bowl Depth: 200mm
- Sink Warranty: 10 years

Code	Sink	Taps
19461	White Ceramic	Dania
35649	White Ceramic	Thames



White Ceramic 1.5 Sink and Tap Packs

- Inset Mount
- Reversible
- Min Cabinet Size: 600mm
- Length x Width: 1010mm x 525mm
- Bowl Depth: 180mm
- Sink Warranty: 10 years

Code	Sink	Taps
84002	White Ceramic 1.5	Dania
43917	White Ceramic 1.5	Thames

Reginox Sink and Tap Packs




Tap Options



Dania

Thames



Black



Cream



Grey



White

Harlem Single Bowl and Tap Packs



Manufactured with Axigran, a unique and hard-wearing material made from coloured granite/quartz particles and polyester resins.

- Inset mount only
- Reversible (knock out tap hole)
- Waste kit: included
- Min cabinet: 600mm
- Dimensions: 1000 x 500mm
- Bowl depth: 200mm

Code	Finish	Sink	Tap
59928	Black Granite	Single	Dania
36277	Black Granite	Single	Thames
20124	Cream Granite	Single	Dania
95189	Cream Granite	Single	Thames
10809	Grey Granite	Single	Dania
63055	Grey Granite	Single	Thames
98588	White Granite	Single	Dania
75969	White Granite	Single	Thames

Reginox Sink and Tap Packs

Tap Options



Black



Cream



Grey



White

Harlem 1.5 Bowl and Tap Packs

Manufactured with Axigran, a unique and hard-wearing material made from coloured granite/quartz particles and polyester resins.

- Inset mount only
- Reversible (knock out tap hole)
- Waste kit: included
- Min cabinet: 600mm
- Dimensions: 1000 x 500mm
- Bowl depth: 200 / 140mm

Code	Finish	Sink	Tap
32719	Black Granite	1.5	Dania
58278	Black Granite	1.5	Thames
60354	Cream Granite	1.5	Dania
99714	Cream Granite	1.5	Thames
40266	Grey Granite	1.5	Dania
17719	Grey Granite	1.5	Thames
72166	White Granite	1.5	Dania
73828	White Granite	1.5	Thames

Alpha Sink and Tap Packs

- Inset mount with chrome tap option
- Reversible
- Waste kit: included
- Min cabinet: 500mm
- Dimensions: 860 x 435mm
- Bowl depth: 135mm

Code	Sink	Tap
62059	Alpha	Dania
43089	Alpha	Thames





Blanco Universal Connector Kit

- For double bowl sinks
- 2 x 1.5 inch connector
- Odour trap
- 2 x machine connection points (for washing machine and/or dishwasher)

Code

08700

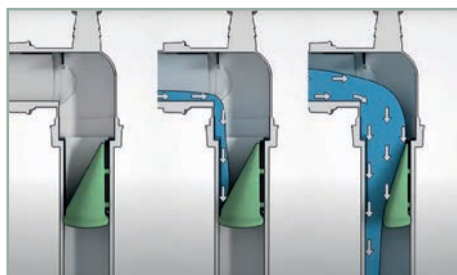


Blanco Single Bowl Plumbing Kit

- For single bowl sinks
- 1.5 inch connector
- Odour trap
- 2 x machine connection points (for washing machine and/or dishwasher)

Code

42889



Panama Space Saving Siphon

A complete waste system and smart space-saving siphon.

- Features an innovative integrated rubber valve that replaces the u-bend
- Water pushes past the flexible valve, which closes again once the water has passed
- Prevents water or bad odours from escaping back up into the kitchen
- Suitable for both new and existing installations

Code

60326

Marlborough

Furniture Surfaces Ltd

Marlborough Furniture Surfaces are providers of high quality surface materials to the furniture industry and proud suppliers to Hills Panel Products.

Established in 1998, we have been working in partnership with quality manufacturers to develop and distribute innovative surface and edge materials specifically for the UK and Irish markets.

Continental



Our 3D thermoformables foil is exclusively manufactured by Continental under the Skai brand. Skai are recognised as market leaders in the design and development of 3D PVC foils for furniture and retail design applications

LIKORA

Likora specialise in the production of pre-impregnated paper foils for lamination and profile wrapping. At Marlborough we can guide you through existing decors or help you meet your custom specifications.



Established in 1994, Portakal is one of Turkey's leading producers of edgeband. Their ABS edgeband is available in the UK and Ireland exclusively through Marlborough Furniture Surface

Marlborough Furniture Surfaces

4 Faraday Close, Drayton Fields Ind Est,
Daventry, Northamptonshire NN11 8RD

Tel: +44 1327 877646

Email: sales@m-f-s.co.uk

www.m-f-s.co.uk






Accessories

Glass Splashbacks	274	Cable Ties	290
Furniture Legs	275	Cover Caps	291
Hinges	277	Screws	292
Kitchen Essentials	278	Glues, Fillers & Cleaners.....	294
Wardrobe Rail	279	Tools	297
Carcass Fittings	282		



Glass Splashbacks



Black



Silver

Glass Splashbacks

Straight top glass splashbacks for use with various extractors.

- Black & Silver finishes
- 750mm height
- 6mm thick glass
- Please Note: Glass splashbacks should only be fitted using a low modulus silicone adhesive, item 14222

Code	Width	Colour
71702	600mm	Painted Black
34355	600mm	Silver
43947	700mm	Painted Black
60745	700mm	Silver
93734	900mm	Painted Black
11551	900mm	Silver



Indaux Adjustable Base Unit Legs

- Set of four
- Two plinth clips included

Code	Height	Adjustment	Dowels
24002	100mm	+/- 20mm	-
82376	150mm	-10mm + 70mm	-




Plastic Base Unit Legs

- Set of four
- Two plinth clips included

Code	Height	Adjustment	Dowels
47885	100mm	+/- 20mm	-
03340	150mm	+/- 20mm	-
21462	150mm	+/- 20mm	10mm
85229	150mm	+/- 20mm	15mm





Plinth Clips

Additional plinth clips for use with plastic base unit legs.

Code
58849



Dowel end detail

Big Foot Plinth Legs

- Set comprises 4 adjustable legs, 4 base blocks to hold the legs and 4 plinth mounting clips
- Foot Diameter: 78mm

Code	Height	Adjustment
84203	100-160mm	+/- 60mm
74853	115-175mm	+/- 60mm



Furniture Legs



Aluminium Square Cabinet Legs

Set of 4.


Code	Height
51309	110mm



Round Breakfast Bar Legs

Robust legs for supporting worktops where there are no units below. Each leg is adjustable to +50mm. 60mm diameter.

Code	Finish	Height	Adjustment
25386	Chrome	870mm	+50mm
77454	Brushed Nickel	870mm	+50mm



Square Breakfast Bar Legs

Robust legs for supporting worktops where there are no units below. These legs are not adjustable.

Code	Finish	Height
60282	Chrome	870mm
54554	Brushed Nickel	870mm



Table Legs

Robust legs for supporting kitchen tables. 60mm diameter.

Code	Finish	Height	Adjustment
56434	Chrome	710mm	30mm
51818	Brushed Nickel	710mm	30mm

Hinges



Top Flap Stay Hinge

- Fully sprung to enable top hung door to stay open
- Contains one sprung and one (left hand) unsprung hinge

Code

43397



Concealed Free Standing Appliance Hinge

Allows kitchen fascia to be installed over a free standing appliance. Includes fixings.

Code

81827



Nickel Plated Piano Hinge

25 x 1879mm

Code

14876



Brass Flush Hinge

50mm

Code

95589



Delta Hinge

- A unique hinge with many applications such as lids, drop down and lift up doors
- Comes complete with a bracket for the door and one for fitting to the side panel
- Easy to change the function of the hinge by changing the braking distance
- Doors also need to be hinged

Code

91223



Kitchen Essentials



Towel Rail

Side fix for fitting inside cabinets, spaces between units or under worktops.

- By adjusting the position of the mounting bar through 90° can be fitted left or right within a cabinet or under a worktop
- Installed length: 460 mm
- Extension length: 347 mm
- Runners have three position rollers


Code	Length
84590	460mm



Plinth Protector

Transparent channel for protecting plinths.

Code	Length	Size
69061	3.05mtr	15/16mm
07507	3.05mtr	18mm



Vent Grill

- 550 x 80mm
- Aluminium
- Includes template

Code
60935



Brushed Nickel



Chrome



Matt Nickel

Shelf Supports

- For glass or wood thickness 4-20mm
- Dimensions: 80mm high, 43mm wide

Code	Finish
14486	Brushed Nickel
16073	Chrome
15040	Matt Nickel



2 x Side & 1 x Lower Kit



Side

Heat Deflectors

- To suit a 600mm oven housing
- For use with any 18/19mm carcass

Code	Position	Length
04966	Side	590mm
60547	2 x Side / 1 x Lower Kit	Sides 634mm / Lower 596mm

Wardrobe Rail



19mm Round Wardrobe Rail

Code	Finish	Length
92826	Chrome	2.5mtr



19mm Round Wardrobe Rail End Sockets

Code	Finish
32082	Chrome



19mm Round Wardrobe Rail Centre Supports

Code	Finish
78003	Chrome



19mm Round Wardrobe Rail End Support

Code	Finish
20545	Chrome



32mm Round Wardrobe Rail

Code	Finish	Length
34245	Brushed Nickel	1.83mtr



32mm Round Wardrobe Rail End Supports

- 2 per pack

Code	Finish
60265	Brushed Nickel

Wardrobe Rail



30mm Oval Wardrobe Rail Packs

Code	Finish	Length	Lengths	Ends
00560	Chrome	2.5mtr	25	150
61607	Chrome	2.5mtr	50	300
03941	Chrome	2.5mtr	100	600
62056	Chrome	3mtr	25	150
73127	Chrome	3mtr	50	350
69141	Chrome	3mtr	100	600



30mm Oval Wardrobe Rail

Code	Finish	Length
37845	Chrome	2.5mtr
93440	Chrome	3mtr



30mm Oval Wardrobe Rail End Sockets

Code	Finish
73628	Chrome



30mm Oval Wardrobe Rail End Support

Code	Finish
42959	Chrome



30mm Oval Wardrobe Rail Adjustable Centre Support

- Adjustable from 50mm-75mm

Code	Finish
11835	Chrome



30mm Oval Wardrobe Rail Centre Support

Code	Finish
19025	Chrome



30mm Oval Corner Radius

- 90° Curved Oval Tube
- 30 x 837 x 823mm

Code	Finish
95994	Chrome




30mm Curved Oval Wardrobe Rail

Used with oval wardrobe rail to create a corner.

Code	Finish
45377	Chrome

Bedroom Accessories



Aluminium Wardrobe Rail Kits

Made of aluminium so easily cut down to size.
Comes complete with all fixing hardware.

Code	Length
92766	600mm
77103	900mm
57481	1200mm



Adjustable Bedroom Leg

- Concealed bedroom unit leg
- Height adjustable between 30 - 50mm

Code
94834



Tie Rails

For internal use within bedroom units.

Code	Finish	Length
90381	Chrome	365mm





Delta Hinge

- A unique hinge with many applications such as lids, drop down and lift up doors
- Comes complete with a bracket for the door and one for fitting to the side panel
- Easy to change the function of the hinge by changing the braking distance
- Doors also need to be hinged

Code
91223

Carcass Fittings



Space Plug Carcass Fittings

Winner of the FIRA Innovation Award, Space-Plugs are an innovative base unit wall fixing system. No more need for fiddly L-brackets.

- No more L-bracket hassle
 - Quick, accurate and user friendly
 - Only one fitting & screw normally required
 - Flexible positioning: find wall studs, avoid cables & pipes
- Suitable for most fitted furniture
 - Suitable for a range of applications where an adjustable, accessible stand-off is required
 - Accessible after installation
 - Drill bit included

Code	Size	Qty
25925	30 - 50mm	50
20526	45 - 80mm	50



Space Plug Pack

Pack includes:

- 5 x regular size for 30-50mm gaps
- 5 x XL size for 45-80mm gaps
- 1 x masonry drill bit

Code	Colour
14682	Black
86503	White



Camar Hanging Brackets

- 100kg max load per set
- 28mm height adjustment
- 25mm depth adjustment

Code	Hand
25321	Left
61914	Right



Camar Hanging Bracket Cover Caps

Provides a discreet cover for Camar hanging brackets.

Code	Finish	Hand
66108	Matt Nickel	Left
95814	Matt Nickel	Right



Traser 6 Cabinet Hangers

Ideal for drastically reduced fitting time. The cabinet hanger fits into four holes that need to be drilled. A simple 180-degree turn of the fixing lever locks the hanger into place. The hanger is both depth and height adjustable through an 18mm hole, which can be covered by a nickel cover cap.

- 130kg max load per set
- 18mm height adjustment
- 25mm depth adjustment

Code	Hand
33648	Left
43111	Right



Traser 8 Cabinet Hangers

- 130kg max load per set
- 11mm height adjustment
- 10mm front adjustment
- 12mm side adjustment

Code
62301



Traser 6 Hanger Cover Cap

Code
65871



Traser 8 Cover Cap

Code
65853



Scarpi Hanging Brackets

- Load Capacity Per Set: 130kg
- Height Adjustment: 13mm
- Depth Adjustment: 17mm

Code	Hand
95276	Left
41575	Right



Scarpi Hanging Bracket Cover Caps


Code	Finish	Hand
03678	Nickel	Left
81200	Nickel	Right



Blum Hanging Brackets

- 130kg max load per set
- 18mm height adjustment
- 16mm depth adjustment

Code	Finish	Hand	Blum Part No
32984	Cream	Left	48N0510CL
88990	Cream	Right	48N0510CR



Camar Hanging Rail

For use with Camar and other brackets. Enables quick and easy mounting of the brackets to internal walls. 3mtr.


Code
29215



Hanging Bracket Wall Plate

For use with hanging bracket systems.

Code
96395



Traser 6 Double Wall Mounting Plate

Double wall plate to be used with Camar, Traser and other wall hanging brackets. Can easily be snapped in half to be used as single brackets. 130mm.


Code
67117



Plastic Corner Bracket

For the support and fixing of wall units (non adjustable).

Code
93379



L Brackets

Code	Size
42858	19mm
45433	40mm
16924	50mm

Carcass Fittings




Slotted L Bracket

Code	Size
14726	25mm



Mending Plate

Code	Size
14326	75mm



Headboard Bracket

For the mounting of any headboard to an internal wall.

Code
16182



Joining Plates

For the joining of two doors/drawer fronts.

Code	Finish	Size
61664	Brown	190mm
58455	Cream	190mm



Wide Joining Plates

Code	Finish	Size
79352	Chrome	95mm
00413	Cream	95mm



Zinc Plated Roller Catch

Code
04904

Carcass Fittings



Heavy Duty Adjustable Metal Catch

Code
91705



Top Box Stay

- Allows horizontal doors and top boxes to remain open

Code	Rating
79433	Light Duty



Shelf Support

- 5mm pin

Code	Finish
95564	Clear
02856	White



Shelf Support With Pin

Code	Finish
68300	Brown
47842	Magnolia
75997	Nickel
78504	White



Shelf Support With Tongue

Clear plastic shelf support with tongue.

Code	Type
96179	18mm Shelf



Shelf support with 5mm pin

Nickel plated 10mm lug, with a 5mm pin.

Code
71480



Glass Shelf Support

For a 5mm hole. Complete with sucker for glass shelves.

Code
85266



Shelf Support Plug

Discreet shelf plug with 80kg load capacity.

Code
44895



Cams

Code	Size
48635	15mm
42961	18mm



Euro Dowel

Code	Length
48397	45mm (34mm + 11mm)



Rolled Dowel

Code	Size
22448	45mm (34mm + 11mm)



Wooden Dowel

Code	Size
83196	8 x 40mm

Carcass Fittings

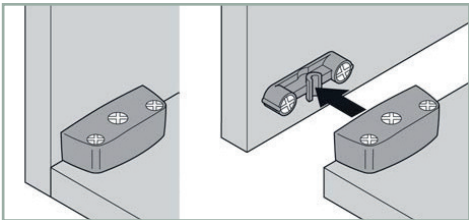


Modesty Blocks

For the connecting of carcass components.

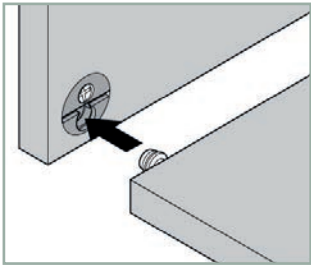
- Sold per 100

Code	Colour
47678	Beech
62910	Black
27985	Brown
84699	Grey
67990	Magnolia
16116	White



Blum Screw-on Connector

Code	Finish	Blum Part No
95749	Brown	40.2000B
81510	White	40.2000W



Blum Knock-in Screw Connector

Code	Finish	Blum Part No
56606	Brown	42.0700.01B
60173	White	42.0700.01W



Blum Knock-in Connector


Code	Finish	Blum Part No
09056	White	40.2100.02



Sleeve Nut

M4, 5 x 27mm including screw.

Code	Colour
84443	Nickel Plated



Door Buffer Pads

Clear self adhesive impact-absorbing pads for sticking to doors or carcasses.

Code	Qty
39546	100



Keyed Alike Cabinet Lock

Cabinet lock suitable for wooden furniture / carcasses.

- Backset: 42mm x 8mm
- Barrel Length: 22mm
- Barrel Diameter: 18mm
- Supplied with cylinder rose
- Bright Nickel Finish
- 2 Keys Supplied

Code
93052



Black Knock-In Hook

50mm total length, 7mm diameter dowels.

Code
83287

Cable Tidies



60mm Cable Tidies

Suitable for any work surface allowing discreet cable access.

- 72mm diameter
- Requires a 60mm cut out

Code	Colour
70434	Beige
75464	Black
01416	Brown
95395	Grey
54436	White

63mm Cable Tidies

Suitable for any work surface allowing discreet cable access.

- 72mm diameter
- Requires a 63mm cut out

Code	Colour
27083	Matt chrome
02784	Polished brass
34570	Polished chrome



80mm Cable Tidies

Suitable for any work surface allowing discreet cable access.

- 95mm diameter
- Requires a 80mm cut out

Code	Colour
03716	Black
33351	Grey
04818	White



Cover Caps



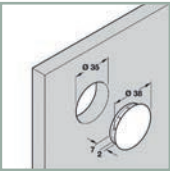
Self Adhesive Cover Caps

- Colour co-ordinated solutions for covering screw holes
- 25 self adhesive caps per sheet
- 50 sheets per box (1,250 cover caps)

Code	Finish	Egger Match	Kronospan Match	Pfleiderer Match
49723	Alabaster / Ivory	U104	U514	U1303
31841	Black Gloss	U999 ST30		
53679	Black Grained		U190 GC	
28416	Black Textured	U999	U190	U1200
09570	Boston Concrete	F283		
47986	Brown Grey Avola Pine	H1484		
54616	Brown Tossini Elm	H1212		
02483	Cashmere	U702	U5981	
27257	Champagne Avola Pine	H1476		
99063	Chromix Silver	F638		
97684	Cool Grey		U191	
28572	Dakar	U717	U5984	
65614	Dust Grey	U732		
48395	Ellmau Beech	H1582	D1639	R5542
71840	Fjord / Dusk Blue	U636	K097	
43744	Graphite	U961	U162	
62949	Grey Bardolino Oak	H1146		R4285
24477	Grey Brown Whiteriver Oak	H1313		
03901	Grey Linen	F426		
83252	Grey Nebraska Oak	H3332		
33806	Hacienda Black	H3081		
60236	Hacienda White	H3078		
72769	Hacienda White / Cascina Pine	H3078 / H1401	K001	
94037	Iconic Beech			R5838
53598	Indigo Blue	U599		
50398	Jackson Pine	H1486		
07418	Light Calais Oak	H1319		
87243	Light Concrete	F274		
37138	Light Grey	U708	U112	
46938	Light Lakeland Acacia	H1277		
18304	Light Sorano Oak	H1334		
39438	Light Winchester Oak	H3382	D8932	
30023	Magnolia	U215	U515	
14408	Mali Wenge	H3058		
59288	Maple	H1521 /	D375 /	
		H3840	D727	
57403	Maple	H1521		

Code	Finish	Egger Match	Kronospan Match	Pfleiderer Match
69233	Montana Oak	H1342 / H3303		
83599	Mussel	U100	U5982	
36763	Natural Aida Walnut	H3703	D726	
36297	Natural Arlington Oak	H3303		
76934	Natural Carini Walnut	H3710		
57186	Natural Halifax Oak	H1180		
54478	Natural Lancaster / Lissa Oak	H3368	D8925	R4121
09609	Natural Pacific Walnut	H3700	D387	
63202	Odessa Oak	H1372 / H3170	D6540	
75987	Onyx Grey	U960		
84430	Oyster Urban Oak	K005		
55791	Pale Cream	U222	U564	
27770	Pearl Grey	U763		
15245	Porcelain	W1200		
47498	Sand Beige	U156		U1343
32405	Shorewood	H3090	K002	
05998	Silver Grey	U765		
57804	Stone Grey	U727		
72352	Titanium	F501	D851	
48695	Tobacco Aida Walnut	H3704		
36153	Tobacco Halifax Oak	H1181		
69192	Truffle Brown Avola Pine	H1478		
46092	Truffle Brown Davos Oak	H3133		
24825	Vanilla	U108		
58526	Walnut Lyon		D9614	
95098	Wenge	H1555 / H1478		
53620	White	W980	K101	W300
05092	White Avola Pine	H1474		
38567	White Gloss	W1000 ST30 / W1100		
30210	White Grained		U8685	
26758	White Grey	U775		
32453	White Halifax Oak	H1176		
64075	Winchester Oak	H1381	D9277	R4241

Cover Caps / Screws



Hinge Hole Cover Caps

- Used to cover 35mm hinge holes

Code	Finish
30115	Beige
16341	Brown
53270	Cream
43501	Dark Grey
08436	Light Oak
52666	White



Zinc Screws

Hardened zinc screws for use with chipboard and MDF, designed for use without drilling a pilot hole.

Code	Size	Qty
20640	4 x 1/2" (3 x 12mm)	200
59972	4 x 3/4" (3 x 20mm)	200
79314	6 x 1/2" (3.5 x 12mm)	200
74883	6 x 5/8" (3.5 x 16mm)	200
97836	6 x 3/4" (3.5 x 20mm)	200
29192	6 x 1" (3.5 x 25mm)	200
19685	6 x 1 1/4" (3.5 x 30mm)	200
77579	6 x 1 1/2" (3.5 x 40mm)	200
48824	6 x 2" (3.5 x 50mm)	200
91676	7 x 1" (3.9 x 25mm)	200
60733	8 x 5/8" (4 x 16mm)	200
59771	8 x 3/4" (4 x 20mm)	200
63553	8 x 1" (4 x 25mm)	200
01515	8 x 1 1/4" (4 x 30mm)	200
36306	8 x 1 1/2" (4 x 40mm)	200
77731	8 x 1 3/4" (4 x 45mm)	200
02531	8 x 2" (4 x 50mm)	200
89802	8 x 2 1/4" (4 x 55mm)	100
60763	8 x 2 1/2" (4 x 60mm)	100
06648	8 x 3" (4 x 75mm)	100
27193	10 x 2" (5 x 50mm)	200
01677	10 x 2 1/2" (5 x 60mm)	100
28535	10 x 3" (5 x 75mm)	100
32561	10 x 4" (5 x 100mm)	100



Spax Screws

- Ground serrations for quick safe fastening
- No pre-drilling required even in hard woods
- Multi head countersinks screw head flush
- No splitting even close to the edge
- Screw point takes immediate hold
- Deeper recess for stronger bit hold
- Hard synthetic coating for easy driving

Code	Size	Qty
28027	6 x 1/2" (3.5 x 12mm)	1000
88367	6 x 5/8" (3.5 x 16mm)	1000
07106	6 x 1" (3.5 x 25mm)	1000
05524	6 x 1 1/4" (3.5 x 30mm)	1000
03724	6 x 1 1/2" (3.5 x 40mm)	1000
27410	8 x 5/8" (4 x 16mm)	1000
27111	8 x 3/4" (4 x 20mm)	1000
65160	8 x 1" (4 x 25mm)	1000
00096	8 x 1 1/4" (4 x 30mm)	1000
64400	8 x 1 1/2" (4 x 40mm)	1000



Carcass Screw

- Hardened screws for use with chipboard & MDF
- Designed for use without drilling a pilot hole
- Deep thread with a wide pitch which gives high stripping torque, making it easy to tighten

Code	Size	Qty
14655	7 x 1 3/4" (4.2 x 45mm)	200



Handle Bolts

Suitable for kitchen / cabinet doors and drawer handles.

Code	Size
21779	M4 x 25mm



Snap Off Bolts

Handle bolt which can be snapped off to desired length between 20-35mm, dependent on application.

Code	Size
03636	20 - 35mm



Euro Screws

Code	Size	Qty	Blum Part No
80102	11.5mm	1	661.1150
09337	12mm	1000	



Wall Plugs

Plastic plugs to aid the fixing of screws into masonry and plaster.

Code	Size	Qty
45194	6, 8 and 10	100
07428	10, 12 and 14	100



Plaster Board Fixing

Code	Size
78750	35 x 14mm



Corefix Dot & Dab Wall Fixing

- A strong and fast fixing for drylined, dot and dab walls
- A three part set comprising a patented plug, steel core and 100mm screw
- Tested to 250kg on four fixings with a safe working load of 90kg
- Ideal for hanging heavy loads such as large screen TVs, wall hung cabinets, boilers and sanitaryware

Code	Type
11892	Pack of 4





MitreBond

MitreBond is a quick and strong system for joining cornice, pelmet and plinth. Includes a 200ml activator and 50g adhesive.

Code
15224



MitrePen Activator

- Specifically designed for use with MDF cornice and light pelmet
- Contains MitrePen activator and 3 x 50g MitreBond adhesives

Code
39040



PVA Glue

A white water-based wood adhesive.

Code	Size
47432	500ml
09499	1ltr



Contact Adhesive

A high performance non-drip contact adhesive, ideal for plastics, laminates, hardboard and metals.

Code	Size
36140	250ml
68793	850ml



Caulk

- A water-based gap filler ideal for use in non-waterproof areas 380ml tube

Code	Colour
42536	White



Silicone

- Provides a flexible waterproof seal, for use in damp or wet situations found in kitchens and bathrooms
- 310ml tube

Code	Colour
77458	Black
04251	Brown
09211	Clear
29095	Grey
77310	Ivory
78986	White

Glues, Fillers & Cleaners



Low Modulus Silicone

For use with glass splashbacks.

Code	Colour
14222	Clear



Liquid Nails

All purpose building and home improvement adhesive, faster and easier than screws or nails. Ideal for bonding, architrave, PVC mouldings and laminates.

Code	Size
21253	350ml



Super Glue

A versatile, quick reacting adhesive, for creating a strong bond on laminates and plastics.

Code	Size
00478	20g



Industrial Wipes

Ideal for cleaning melamine, vinyl and other similar surfaces. Kind on hands formula with no need for rinse water.

Code	Size
07644	80 Wipes



Gloss Surface Cleaner

- A professional grade foaming cleaner, complete with microfibre cloth
- Will produce a smear-free superior finish on gloss kitchen cupboards, glass, mirrors and chrome surfaces
- Specifically designed to remove dust, light dirt and water marks
- Will reduce the static pick-up on any surface and so reduce dust build-up



Code	Size
29525	150ml



Mirror Tape

Double sided adhesive tape for bonding mirrors to melamine or similar surfaces.

Code	Size
47557	15mm x 50mtr

Ultra Gloss Super Polish

Ultra Gloss + DGS should be used immediately after removal of the peel coat on High Gloss Acrylic products. Doing so will remove any residue left behind from the peel coat. Applying Ultra Gloss polish will seal the surface of the acrylic and improve the material's scratch resistance properties. Ultra Gloss also reduces static build up to help minimise the appearance of dust, fingerprints and minor blemishes.



Code	Size
12526	50ml
90722	250ml



Wax Sticks

Matching waxes for disguising and repairing damage such as chips, scratches and small dents in melamine or vinyl products.

Code	Colour	Egger Match	Kronospan Match	Pfleiderer Match
39199	Alabaster	U104	U703	U1303
23538	Alby Blue		U5994	
38553	Alpine White	W1100		
85688	Aluminium	F501	D851	
65561	Black	U999	U190	U1200
12220	Brown Grey Avola	H1484		
62395	Cashmere / White Halifax Oak	U702 / H1176	U5981	
23988	Champagne Avola Pine	H1476		
80299	Dakar	U717	U5984	
21054	Dark Grey		U162	
69156	Dust Grey	U732		
03409	Ellmau Beech	H1582	D1639	R5542
85004	Fjord	U636		
89495	Graphite Grey	U961	U162	
82568	Grey Bardolino Oak	H1146	D8197	R4285
96596	Hacienda White & White Grey	H3078 or U775		
82027	Ivory		U514	
05064	Jackson Pine	H1486		
12529	Light Calais Oak	H1319	D9276	
44235	Light Concrete	F274		
64659	Light Grey	U708	U112	
84365	Lissa Oak		D8925	
13118	Mali Wenge	H3058		
81140	Maple	H1521	D375	
21591	Montana Oak	H1342		
68011	Mussel	U100	U5982	
05256	Natural Lancaster Oak	H3368		R4121
33113	Onyx Grey	U960		
66688	Pearl Grey / Light Grey	U763	U112SM	
34593	Pebble Grey	U201		
93465	Porcelain	W1200		
75645	Sand Beige	U156		U1343
01593	Shorewood (Driftwood)	H3090		
09743	Silver Grey	U765		
19095	Sorano Oak	I334	D305	
71255	Stone Grey	U727		
97085	Tobacco Aida Walnut	H3704	D481	R4889
98264	Truffle Bardolino Oak	H1158		
54577	Truffle Brown Avola Pine	H1478		
51424	White	W980	K101	W300
89939	White Avola Pine / Colonial Grange Oak	H1474	K354	
53211	Windsor Oak		D1929	

Wax Kits

A handy solution for disguising damage such as chips and small scratches in melamine and vinyl products.

Code	Colour
45189	Light
12360	Medium
45632	Dark





Jigsaw Blades

Code	Type
02927	Up cut, fine pitch
06265	Down cut, fine pitch
21911	Up cut, coarse pitch



Masonry Drill Bits

Code	Diameter	Length
34543	5mm	84mm
95968	5.5mm	84mm
92711	6mm	100mm
50519	7mm	110mm
98966	8mm	115mm



HSS Drill Bits

Code	Diameter
59251	1mm
00426	1.5mm
24866	2mm
33380	2.5mm
63010	3mm
20352	3.5mm
07191	4mm
33411	4.5mm
99632	5mm

Code	Diameter
46250	5.5mm
91423	6mm
43673	6.5mm
20865	7mm
27778	7.5mm
78882	8mm
80943	8.5mm
07567	9mm
01438	9.5mm

Stanley Fatmax Retractable Folding Knife

An ergonomic, rugged design for heavy duty use, the folding lock back design fits easily in the pocket. The 3 replacement blades (included) are stored within the knife body for convenience and instant blade changes.



Code

42586

Stanley Original Retractable Blade Knife

The one and only original Stanley retractable knife, with an interlocking nose to firmly secure the blade into the knife. The 5 blade positions allow wider range of cutting applications. Includes 3 replacement blades.



Code

72177



100-Blade Dispenser



10-Blade Dispenser

Stanley Heavy-Duty Knife Blades

Handy dispensers of heavy duty, general purpose blades, which will fit all standard Stanley knives. Ideal for cutting carpet, vinyl and any other material requiring a stiffer and stronger blade.

Code

30329

Type

10 Pack

70268

100 Pack



60mm



83mm

Hole Saws

Code

83960

Size

60mm

16098

83mm



Morse Hole Saw

Code

90817

Size

92mm



Hex Arbor for Hole Saw

With pilot drill.

Code

31513

Size

32 - 178mm



Tungsten Tipped Hinge Hole Bit

Tungsten tipped, 35mm.

Code

41989



HPP Double Sided Tape Measure

- A compact tape measure contained within an ABS plastic case
- Rubber moulded for a comfortable non-slip grip
- Dual-reading metric markings: take measurements from either side of the blade

Code	Size
19796	5m



Komelon Tape Measure

- A heavy duty & impact-resistant tape measure
- Blade locking mechanism and belt clip
- 27mm wide, highly visible tape: ideal for low light conditions
- Blade is Nura-NY Nylon-coated for extra protection and smooth operation

Code	Size
28489	5m



Stanley Tylon Tape Measure

- A tough, compact tape measure with belt clip
- 19mm wide Tylon-coated blade: greater durability and reduced glare makes measurements easier to read
- Tru-Zero hook moves to compensate for accurate inside and outside measurements

Code	Size
82938	5m



Work Gloves

Code
25587



Sealant Gun

For use with silicone, caulk and other similar cartridges.

Code
12125

Stanley Edge Trimmer

- For trimming all types of thin laminates, thin veneers and edge banding
- Spring loaded for adjustable cuts from ½ inch (12.7mm) up to 1 inch* (25.4mm) thick
- One side cuts straight while the other side can be adjusted for a tapered cut
- Threaded metal inserts for repeated adjustments

Code
91816



Avanti Doors are our range of off-the-shelf furniture doors.

They are 22mm thick and available in Shaker & integrated handle J-Pull designs. Best of all, they are available for next day nationwide delivery with no lead times! Avanti doors from HPP really are ready to go!

Unique & High Quality

Compared to a standard 18mm door, Avanti Doors look and feel high quality, available in a variety of styles & finishes they will suit any design. The textured finishes on the Legno range gives these doors a uniquely realistic finish. Opus & Alto radiate class with an extremely hard wearing painted finish, while Quadro offers a highly tactile grained effect.

Available For Next Day Delivery

The entire range of Avanti Doors are all available off-the-shelf and ready to go. With over 1500 different components all in stock you can order what you need Monday-Friday and have it delivered the next working day!

Hinge Hole Drilling Available

Avanti Doors come undrilled as standard but custom drilling is available as an option. Hinge hole drilling is subject to a short lead time.

Marketing Materials

Avanti Doors are supported by a range of marketing products such as sample door sets, sample door bags, unbranded literature and high quality room set images.





Avanti Stock Doors

Alto	302
Legno	312
Opus	322
Quadro	340



Alto





Alto

A modern interpretation of classic Shaker styling, the Alto range takes all the qualities of the classic design and reinvents it for a more contemporary feel. The 22mm door thickness, compared to a standard 18mm door, provides a reassuring feel of craftsmanship and attention to detail. Each component is manufactured with a painted and lacquered surface, resulting in an exceptional matt finish that is not only highly tactile but also extremely smooth and hard-wearing.


Drawer Front



Drawer Front
up to 175mm



Door



Frame Door with
Clear Glass



Curved Door



End Panel



Blind Corner
Panel



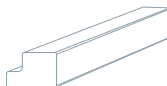
Curved Cornice



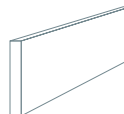
Curved Plinth



Cornice/ Pelmet

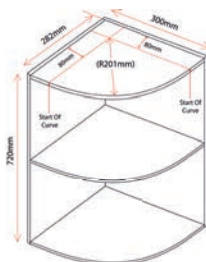


Plinth



Materials

Core	MDF
Front Surface	Painted
Rear Surface	Melamine
Edging	Painted
Thickness	22mm





Alto Matt Cashmere

- Matching MFC: Egger 18mm Cashmere MFC 2800 x 2070mm. Code: 50894
- Matching Edging: ABS Edging Tape Cashmere 0.8 x 23mm, per 75mtr. Code: 61335

Code	Component	Height	Width
75444	Drawer Front	110mm	596mm
08239	Drawer Front	140mm	296mm
09905	Drawer Front	140mm	396mm
07723	Drawer Front	140mm	446mm
98934	Drawer Front	140mm	496mm
77504	Drawer Front	140mm	596mm
35739	Drawer Front	140mm	796mm
95444	Drawer Front	140mm	896mm
05682	Drawer Front	140mm	996mm
64959	Drawer Front	175mm	396mm
82783	Drawer Front	175mm	496mm
84036	Drawer Front	175mm	596mm
16707	Drawer Front	283mm	396mm
96713	Drawer Front	283mm	446mm
06080	Drawer Front	283mm	496mm
57619	Drawer Front	283mm	596mm
42431	Drawer Front	283mm	796mm
82584	Drawer Front	283mm	896mm
75924	Drawer Front	283mm	996mm
05848	Door	355mm	496mm
71126	Door	355mm	596mm
01851	Door	355mm	796mm
96890	Door	355mm	896mm
90690	Door	355mm	996mm
81870	Door	450mm	596mm
77758	Door	490mm	596mm
62085	Door	570mm	296mm



Code	Component	Height	Width
49028	Door	570mm	396mm
70593	Door	570mm	446mm
73279	Door	570mm	496mm
43413	Door	570mm	596mm
68059	Door	645mm	596mm
60590	Door	715mm	147mm
15931	Door	715mm	256mm
85438	Door	715mm	271mm
77362	Door	715mm	296mm
18619	Door	715mm	311mm
21315	Door	715mm	346mm
00620	Door	715mm	396mm
63258	Door	715mm	446mm
11022	Door	715mm	496mm
62583	Door	715mm	546mm
55577	Door	715mm	596mm
19537	Door	895mm	296mm
24089	Door	895mm	396mm
26756	Door	895mm	446mm
07948	Door	895mm	496mm
45930	Door	895mm	596mm
24727	Door	980mm	596mm
69965	Door	1060mm	596mm
65148	Door	1245mm	296mm
12169	Door	1245mm	396mm
02369	Door	1245mm	446mm
10094	Door	1245mm	496mm
65415	Door	1245mm	596mm
73302	Curved Door	715mm	318mm
78804	Glazed Frame Door	715mm	396mm
05434	Glazed Frame Door	715mm	496mm
91295	Glazed Frame Door	715mm	596mm
33849	Blind Corner Panel	720mm	150mm
02425	End Panel	720mm	370mm
59012	End Panel	798mm	370mm
85051	End Panel	900mm	370mm
74381	End Panel	978mm	370mm
13225	End Panel	900mm	650mm
66662	End Panel	2400mm	370mm
94955	End Panel	2400mm	650mm
68674	Curved Cornice	50mm	338mm
96855	Curved Plinth	150mm	278 x 578mm
89171	Cornice / Pelmet	50mm	3050mm
52690	Plinth	150mm	2790mm



Alto Matt Dust Grey

- Matching MFC: Egger 18mm Dust Grey MFC 2800 x 2070mm. Code: 13238
- Matching Edging: ABS Edging Tape Dust Grey 0.8 x 23mm, per 75mtr. Code: 02260

Code	Component	Height	Width
28255	Drawer Front	110mm	596mm
61306	Drawer Front	140mm	296mm
01982	Drawer Front	140mm	396mm
95680	Drawer Front	140mm	446mm
58039	Drawer Front	140mm	496mm
93568	Drawer Front	140mm	596mm
04998	Drawer Front	140mm	796mm
11179	Drawer Front	140mm	896mm
84828	Drawer Front	140mm	996mm
48527	Drawer Front	175mm	396mm
30691	Drawer Front	175mm	496mm
92783	Drawer Front	175mm	596mm
37886	Drawer Front	283mm	396mm
99298	Drawer Front	283mm	446mm
78770	Drawer Front	283mm	496mm
96175	Drawer Front	283mm	596mm
32004	Drawer Front	283mm	796mm
39298	Drawer Front	283mm	896mm
14147	Drawer Front	283mm	996mm
47873	Door	355mm	496mm
70615	Door	355mm	596mm
92684	Door	355mm	796mm
07024	Door	355mm	896mm
62686	Door	355mm	996mm
16338	Door	450mm	596mm
87334	Door	490mm	596mm



Code	Component	Height	Width
49688	Door	570mm	296mm
83525	Door	570mm	396mm
00298	Door	570mm	446mm
43898	Door	570mm	496mm
54623	Door	570mm	596mm
09734	Door	645mm	596mm
75911	Door	715mm	147mm
51061	Door	715mm	256mm
65719	Door	715mm	271mm
69065	Door	715mm	296mm
51361	Door	715mm	311mm
61548	Door	715mm	346mm
68532	Door	715mm	396mm
22789	Door	715mm	446mm
24979	Door	715mm	496mm
62306	Door	715mm	546mm
80225	Door	715mm	596mm
37070	Door	895mm	296mm
22433	Door	895mm	396mm
67076	Door	895mm	446mm
35293	Door	895mm	496mm
86888	Door	895mm	596mm
83900	Door	980mm	596mm
98076	Door	1060mm	596mm
68903	Door	1245mm	296mm
20959	Door	1245mm	396mm
91441	Door	1245mm	446mm
97563	Door	1245mm	496mm
57949	Door	1245mm	596mm
49454	Curved Door	715mm	318mm
24800	Glazed Frame Door	715mm	396mm
30824	Glazed Frame Door	715mm	496mm
42698	Glazed Frame Door	715mm	596mm
71275	Blind Corner Panel	720mm	150mm
98560	End Panel	720mm	370mm
71138	End Panel	798mm	370mm
50996	End Panel	900mm	370mm
37027	End Panel	978mm	370mm
49334	End Panel	900mm	650mm
34509	End Panel	2400mm	370mm
57310	End Panel	2400mm	650mm
77797	Curved Cornice	50mm	338mm
63174	Curved Plinth	150mm	278 x 578mm
88524	Cornice / Pelmet	50mm	3050mm
69955	Plinth	150mm	2790mm



Alto Matt Light Grey

- Matching MFC: Egger 18mm Light Grey MFC 2800 x 2070mm. Code: 90721
- Matching Edging: ABS Edging Tape Light Grey 0.8 x 22mm, per 150mtr. Code: 46686

Code	Component	Height	Width
50774	Drawer Front	110mm	596mm
91259	Drawer Front	140mm	296mm
05118	Drawer Front	140mm	396mm
70879	Drawer Front	140mm	446mm
12168	Drawer Front	140mm	496mm
24758	Drawer Front	140mm	596mm
47789	Drawer Front	140mm	796mm
96061	Drawer Front	140mm	896mm
54289	Drawer Front	140mm	996mm
55532	Drawer Front	175mm	396mm
16289	Drawer Front	175mm	496mm
31136	Drawer Front	175mm	596mm
86318	Drawer Front	283mm	396mm
98461	Drawer Front	283mm	446mm
97597	Drawer Front	283mm	496mm
94503	Drawer Front	283mm	596mm
58788	Drawer Front	283mm	796mm
84092	Drawer Front	283mm	896mm
89979	Drawer Front	283mm	996mm
35254	Door	355mm	496mm
34678	Door	355mm	596mm
01578	Door	355mm	796mm
63117	Door	355mm	896mm
77395	Door	355mm	996mm
35455	Door	450mm	596mm
33242	Door	490mm	596mm



Code	Component	Height	Width
57528	Door	570mm	296mm
42599	Door	570mm	396mm
56354	Door	570mm	446mm
65704	Door	570mm	496mm
78866	Door	570mm	596mm
75526	Door	645mm	596mm
64730	Door	715mm	147mm
05825	Door	715mm	256mm
10082	Door	715mm	271mm
62420	Door	715mm	296mm
65057	Door	715mm	311mm
72972	Door	715mm	346mm
88272	Door	715mm	396mm
16258	Door	715mm	446mm
48368	Door	715mm	496mm
13744	Door	715mm	546mm
09180	Door	715mm	596mm
88809	Door	895mm	296mm
36840	Door	895mm	396mm
23036	Door	895mm	446mm
15997	Door	895mm	496mm
99594	Door	895mm	596mm
63533	Door	980mm	596mm
37741	Door	1060mm	596mm
19351	Door	1245mm	296mm
38238	Door	1245mm	396mm
30055	Door	1245mm	446mm
96658	Door	1245mm	496mm
54150	Door	1245mm	596mm
36937	Curved Door	715mm	318mm
50580	Glazed Frame Door	715mm	396mm
14220	Glazed Frame Door	715mm	496mm
14864	Glazed Frame Door	715mm	596mm
83043	Blind Corner Panel	720mm	150mm
41915	End Panel	720mm	370mm
18887	End Panel	798mm	370mm
84109	End Panel	900mm	370mm
88424	End Panel	978mm	370mm
90235	End Panel	900mm	650mm
76419	End Panel	2400mm	370mm
81116	End Panel	2400mm	650mm
50133	Curved Cornice	50mm	338mm
67093	Curved Plinth	150mm	278 x 578mm
60847	Cornice / Pelmet	50mm	3050mm
38825	Plinth	150mm	2790mm



Alto Matt Porcelain

- Matching MFC: Egger 18mm Porcelain MFC 2800 x 2070mm. Code: 95170
- Matching Edging: ABS Edging Tape Porcelain 0.8 x 23mm, per 75mtr. Code: 69771

Code	Component	Height	Width
78743	Drawer Front	110mm	596mm
35379	Drawer Front	140mm	296mm
45097	Drawer Front	140mm	396mm
37635	Drawer Front	140mm	446mm
34590	Drawer Front	140mm	496mm
56871	Drawer Front	140mm	596mm
86015	Drawer Front	140mm	796mm
37510	Drawer Front	140mm	896mm
63728	Drawer Front	140mm	996mm
48575	Drawer Front	175mm	396mm
12516	Drawer Front	175mm	496mm
65500	Drawer Front	175mm	596mm
54943	Drawer Front	283mm	396mm
26611	Drawer Front	283mm	446mm
34849	Drawer Front	283mm	496mm
94611	Drawer Front	283mm	596mm
76606	Drawer Front	283mm	796mm
89660	Drawer Front	283mm	896mm
08288	Drawer Front	283mm	996mm
88194	Door	355mm	496mm
69399	Door	355mm	596mm
27060	Door	355mm	796mm
00994	Door	355mm	896mm
83635	Door	355mm	996mm
97978	Door	450mm	596mm
48973	Door	490mm	596mm
54407	Door	570mm	296mm
79403	Door	570mm	396mm



Code	Component	Height	Width
94433	Door	570mm	446mm
17545	Door	570mm	496mm
40996	Door	570mm	596mm
39381	Door	645mm	596mm
38158	Door	715mm	147mm
51881	Door	715mm	256mm
35043	Door	715mm	271mm
89362	Door	715mm	296mm
63013	Door	715mm	311mm
14948	Door	715mm	346mm
26882	Door	715mm	396mm
34704	Door	715mm	446mm
19192	Door	715mm	496mm
81221	Door	715mm	546mm
04682	Door	715mm	596mm
20679	Door	895mm	296mm
74699	Door	895mm	396mm
00570	Door	895mm	446mm
08738	Door	895mm	496mm
27978	Door	895mm	596mm
59433	Door	980mm	596mm
30528	Door	1060mm	596mm
80113	Door	1245mm	296mm
59964	Door	1245mm	396mm
80071	Door	1245mm	446mm
65976	Door	1245mm	496mm
50280	Door	1245mm	596mm
01197	Curved Door	715mm	318mm
40258	Glazed Frame Door	715mm	396mm
74332	Glazed Frame Door	715mm	496mm
61687	Glazed Frame Door	715mm	596mm
64696	Blind Corner Panel	720mm	150mm
20482	End Panel	720mm	370mm
34828	End Panel	798mm	370mm
37468	End Panel	900mm	370mm
11601	End Panel	978mm	370mm
37827	End Panel	900mm	650mm
40335	End Panel	2400mm	370mm
43602	End Panel	2400mm	650mm
19032	Curved Cornice	50mm	338mm
71109	Curved Plinth	150mm	278 x 578mm
57039	Cornice / Pelmet	50mm	3050mm
81794	Plinth	150mm	2790mm

Legno

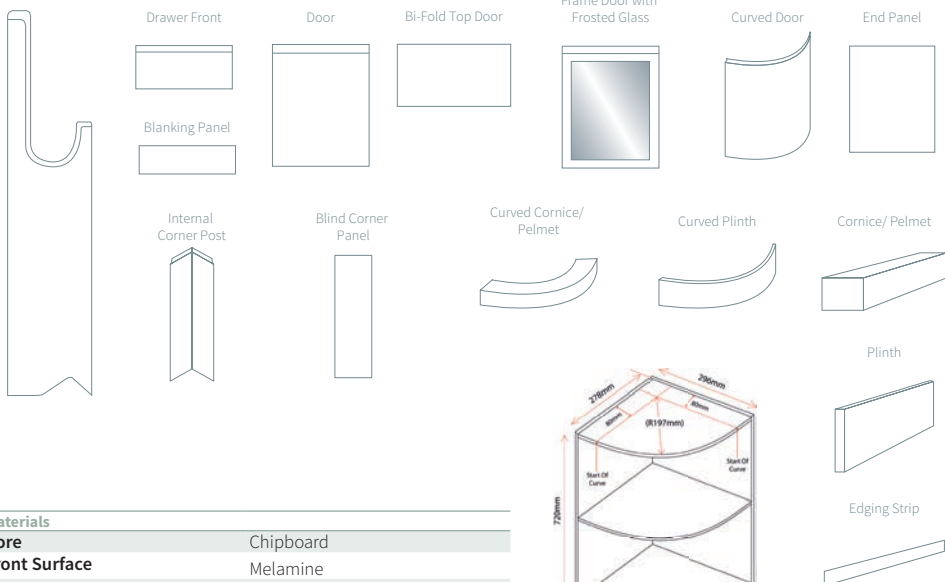




Legno

An integrated J-Pull handle and horizontal grain make the Legno range the ultimate contemporary style statement. With a 22mm thickness compared to a standard 18mm door they look and feel high quality. Each component is manufactured using the latest technology resulting in a highly tactile finish that will look great in any environment.

Please note that the profile of the Legno range is different to Opus.



Materials


Core	Chipboard
Front Surface	Melamine
Rear Surface	Melamine
Edging	1mm ABS
Thickness	22mm



Legno Bleached Ash

- Matching MFC: 22mm Bleached Ash MFC 3050 x 2070mm. Code: 50171
- Matching Edging: ABS Edging Tape Bleached Ash 1 x 26mm, per mtr. Code: 62416

Code	Component	Grain Direction	Height	Width
90895	Sample Door	Horizontal	300mm	210mm
63963	Blanking Panel	Horizontal	110mm	596mm
20384	Drawer Front	Horizontal	110mm	596mm
68463	Drawer Front	Horizontal	140mm	296mm
90552	Drawer Front	Horizontal	140mm	396mm
19964	Drawer Front	Horizontal	140mm	446mm
21727	Drawer Front	Horizontal	140mm	496mm
04913	Drawer Front	Horizontal	140mm	596mm
74528	Drawer Front	Horizontal	140mm	796mm
09566	Drawer Front	Horizontal	140mm	896mm
72405	Drawer Front	Horizontal	140mm	996mm
03932	Drawer Front	Horizontal	175mm	396mm
61631	Drawer Front	Horizontal	175mm	496mm
84115	Drawer Front	Horizontal	175mm	596mm
86862	Drawer Front	Horizontal	283mm	396mm
98395	Drawer Front	Horizontal	283mm	446mm
80115	Drawer Front	Horizontal	283mm	496mm
98091	Drawer Front	Horizontal	283mm	596mm
92147	Drawer Front	Horizontal	283mm	796mm
34134	Drawer Front	Horizontal	283mm	896mm
46315	Drawer Front	Horizontal	283mm	996mm
13931	Door	Horizontal	355mm	496mm
90273	Door	Horizontal	355mm	596mm
54495	Door	Horizontal	355mm	796mm
10671	Door	Horizontal	355mm	896mm
84226	Door	Horizontal	355mm	996mm
96035	Door	Horizontal	450mm	596mm
28565	Door	Horizontal	490mm	596mm




Code	Component	Grain Direction	Height	Width
48181	Door	Horizontal	570mm	296mm
80806	Door	Horizontal	570mm	396mm
31120	Door	Horizontal	570mm	446mm
52391	Door	Horizontal	570mm	496mm
48212	Door	Horizontal	570mm	596mm
88837	Door	Horizontal	645mm	596mm
90142	Door	Horizontal	715mm	147mm
01501	Door	Horizontal	715mm	244mm
79135	Door	Horizontal	715mm	256mm
40550	Door	Horizontal	715mm	282mm
44092	Door	Horizontal	715mm	296mm
42854	Door	Horizontal	715mm	346mm
82557	Door	Horizontal	715mm	396mm
43444	Door	Horizontal	715mm	446mm
84123	Door	Horizontal	715mm	496mm
67149	Door	Horizontal	715mm	546mm
99729	Door	Horizontal	715mm	596mm
05174	Door	Horizontal	895mm	296mm
05320	Door	Horizontal	895mm	396mm
36487	Door	Horizontal	895mm	446mm
01920	Door	Horizontal	895mm	496mm
35971	Door	Horizontal	895mm	596mm
92863	Door	Horizontal	980mm	596mm
92000	Door	Horizontal	1060mm	596mm
35176	Door	Horizontal	1245mm	296mm
45923	Door	Horizontal	1245mm	396mm
74832	Door	Horizontal	1245mm	446mm
92244	Door	Horizontal	1245mm	496mm
21416	Door	Horizontal	1245mm	596mm
03663	Bi-Fold Top Door	Horizontal	355mm	496mm
79752	Bi-Fold Top Door	Horizontal	355mm	596mm
96936	Bi-Fold Top Door	Horizontal	355mm	796mm
31437	Bi-Fold Top Door	Horizontal	355mm	896mm
87448	Bi-Fold Top Door	Horizontal	355mm	996mm
00565	Curved Door	Horizontal	715mm	318mm
56918	Internal Corner Post	Horizontal	715mm	50mm
24068	Internal Corner Post	Horizontal	715mm	72mm
89328	Blind Corner Panel	Horizontal	720mm	150mm
51596	End Panel	Vertical	720mm	370mm
41137	End Panel	Vertical	810mm	370mm
51810	End Panel	Vertical	900mm	370mm
39524	End Panel	Vertical	990mm	370mm
86185	End Panel	Vertical	900mm	650mm
26313	End Panel	Vertical	2400mm	370mm
51669	End Panel	Vertical	2400mm	650mm
83819	End Panel	Vertical	2400mm	910mm
42598	Curved Cornice	Horizontal	60mm	338mm
49518	Curved Plinth	Horizontal	150mm	278 x 578mm
32919	Cornice / Pelmet	Horizontal	60mm	3050mm
12404	Plinth	Horizontal	150mm	2800mm



Legno Cortex Crystal

- Matching MFC: 22mm Cortex Crystal MFC 3050 x 2070mm. Code: 46634
- Matching Edging: ABS Edging Tape Cortex Crystal 1 x 26mm, per mtr. Code: 88158

Code	Component	Grain Direction	Height	Width
38115	Sample Door	Horizontal	300mm	210mm
91932	Blanking Panel	Horizontal	110mm	596mm
17475	Drawer Front	Horizontal	110mm	596mm
97535	Drawer Front	Horizontal	140mm	296mm
79822	Drawer Front	Horizontal	140mm	396mm
49139	Drawer Front	Horizontal	140mm	446mm
05559	Drawer Front	Horizontal	140mm	496mm
81523	Drawer Front	Horizontal	140mm	596mm
47870	Drawer Front	Horizontal	140mm	796mm
32638	Drawer Front	Horizontal	140mm	896mm
89349	Drawer Front	Horizontal	140mm	996mm
93885	Drawer Front	Horizontal	175mm	396mm
90720	Drawer Front	Horizontal	175mm	496mm
75510	Drawer Front	Horizontal	175mm	596mm
58036	Drawer Front	Horizontal	283mm	396mm
23263	Drawer Front	Horizontal	283mm	446mm
37207	Drawer Front	Horizontal	283mm	496mm
44176	Drawer Front	Horizontal	283mm	596mm
29978	Drawer Front	Horizontal	283mm	796mm
02961	Drawer Front	Horizontal	283mm	896mm
95815	Drawer Front	Horizontal	283mm	996mm
10176	Door	Horizontal	355mm	496mm
55569	Door	Horizontal	355mm	596mm
83866	Door	Horizontal	355mm	796mm
03440	Door	Horizontal	355mm	896mm
66567	Door	Horizontal	355mm	996mm
30466	Door	Horizontal	450mm	596mm
93862	Door	Horizontal	490mm	596mm
07232	Door	Horizontal	570mm	296mm




Code	Component	Grain Direction	Height	Width
33628	Door	Horizontal	570mm	396mm
29134	Door	Horizontal	570mm	446mm
88648	Door	Horizontal	570mm	496mm
35970	Door	Horizontal	570mm	596mm
98868	Door	Horizontal	645mm	596mm
04749	Door	Horizontal	715mm	147mm
44365	Door	Horizontal	715mm	244mm
76897	Door	Horizontal	715mm	256mm
93859	Door	Horizontal	715mm	282mm
42331	Door	Horizontal	715mm	296mm
00902	Door	Horizontal	715mm	346mm
92937	Door	Horizontal	715mm	396mm
30474	Door	Horizontal	715mm	446mm
74053	Door	Horizontal	715mm	496mm
67562	Door	Horizontal	715mm	546mm
16247	Door	Horizontal	715mm	596mm
84277	Door	Horizontal	895mm	296mm
43970	Door	Horizontal	895mm	396mm
42088	Door	Horizontal	895mm	446mm
67870	Door	Horizontal	895mm	496mm
04873	Door	Horizontal	895mm	596mm
44258	Door	Horizontal	980mm	596mm
03562	Door	Horizontal	1060mm	596mm
11012	Door	Horizontal	1245mm	296mm
61725	Door	Horizontal	1245mm	396mm
59885	Door	Horizontal	1245mm	446mm
65302	Door	Horizontal	1245mm	496mm
37831	Door	Horizontal	1245mm	596mm
76769	Bi-Fold Top Door	Horizontal	355mm	496mm
09280	Bi-Fold Top Door	Horizontal	355mm	596mm
98403	Bi-Fold Top Door	Horizontal	355mm	796mm
77638	Bi-Fold Top Door	Horizontal	355mm	896mm
88879	Bi-Fold Top Door	Horizontal	355mm	996mm
78642	Curved Door	Horizontal	715mm	318mm
37964	Internal Corner Post	Horizontal	715mm	50mm
87504	Internal Corner Post	Horizontal	715mm	72mm
94694	Blind Corner Panel	Horizontal	720mm	150mm
80371	End Panel	Vertical	720mm	370mm
89150	End Panel	Vertical	810mm	370mm
24792	End Panel	Vertical	900mm	370mm
92338	End Panel	Vertical	990mm	370mm
88012	End Panel	Vertical	900mm	650mm
57943	End Panel	Vertical	2400mm	370mm
81029	End Panel	Vertical	2400mm	650mm
60058	End Panel	Vertical	2400mm	910mm
16787	Curved Cornice	Horizontal	60mm	338mm
17679	Curved Plinth	Horizontal	150mm	278 x 578mm
25806	Cornice / Pelmet	Horizontal	60mm	3050mm
42573	Plinth	Horizontal	150mm	2800mm



Legno Cortex Steel

- Matching MFC: 22mm Cortex Steel MFC 3050 x 2070mm. Code: 48246
- Matching Edging: ABS Edging Tape Cortex Steel 1 x 26mm, per mtr. Code: 74826

Code	Component	Grain Direction	Height	Width
76240	Sample Door	Horizontal	300mm	210mm
80254	Blanking Panel	Horizontal	110mm	596mm
91215	Drawer Front	Horizontal	110mm	596mm
81518	Drawer Front	Horizontal	140mm	296mm
29453	Drawer Front	Horizontal	140mm	396mm
84132	Drawer Front	Horizontal	140mm	446mm
94345	Drawer Front	Horizontal	140mm	496mm
36721	Drawer Front	Horizontal	140mm	596mm
45025	Drawer Front	Horizontal	140mm	796mm
06795	Drawer Front	Horizontal	140mm	896mm
82599	Drawer Front	Horizontal	140mm	996mm
88250	Drawer Front	Horizontal	175mm	396mm
30004	Drawer Front	Horizontal	175mm	496mm
80773	Drawer Front	Horizontal	175mm	596mm
07930	Drawer Front	Horizontal	283mm	396mm
71900	Drawer Front	Horizontal	283mm	446mm
58690	Drawer Front	Horizontal	283mm	496mm
74644	Drawer Front	Horizontal	283mm	596mm
03574	Drawer Front	Horizontal	283mm	796mm
72365	Drawer Front	Horizontal	283mm	896mm
64611	Drawer Front	Horizontal	283mm	996mm
67271	Door	Horizontal	355mm	496mm
98005	Door	Horizontal	355mm	596mm
25161	Door	Horizontal	355mm	796mm
90012	Door	Horizontal	355mm	896mm
15734	Door	Horizontal	355mm	996mm
72200	Door	Horizontal	450mm	596mm



Code	Component	Grain Direction	Height	Width
77301	Door	Horizontal	490mm	596mm
98853	Door	Horizontal	570mm	296mm
39999	Door	Horizontal	570mm	396mm
97343	Door	Horizontal	570mm	446mm
91408	Door	Horizontal	570mm	496mm
79571	Door	Horizontal	570mm	596mm
10882	Door	Horizontal	645mm	596mm
15514	Door	Horizontal	715mm	147mm
39937	Door	Horizontal	715mm	244mm
03712	Door	Horizontal	715mm	256mm
65717	Door	Horizontal	715mm	282mm
45356	Door	Horizontal	715mm	296mm
45202	Door	Horizontal	715mm	346mm
74681	Door	Horizontal	715mm	396mm
37011	Door	Horizontal	715mm	446mm
13019	Door	Horizontal	715mm	496mm
78303	Door	Horizontal	715mm	546mm
69640	Door	Horizontal	715mm	596mm
25614	Door	Horizontal	895mm	296mm
54208	Door	Horizontal	895mm	396mm
98105	Door	Horizontal	895mm	446mm
48690	Door	Horizontal	895mm	496mm
39968	Door	Horizontal	895mm	596mm
95290	Door	Horizontal	980mm	596mm
31392	Door	Horizontal	1060mm	596mm
85485	Door	Horizontal	1245mm	296mm
99517	Door	Horizontal	1245mm	396mm
93175	Door	Horizontal	1245mm	446mm
18510	Door	Horizontal	1245mm	496mm
95800	Door	Horizontal	1245mm	596mm
16387	Bi-Fold Top Door	Horizontal	355mm	496mm
86495	Bi-Fold Top Door	Horizontal	355mm	596mm
73017	Bi-Fold Top Door	Horizontal	355mm	796mm
98142	Bi-Fold Top Door	Horizontal	355mm	896mm
67858	Bi-Fold Top Door	Horizontal	355mm	996mm
55829	Curved Door	Horizontal	715mm	318mm
50467	Internal Corner Post	Horizontal	715mm	50mm
57393	Internal Corner Post	Horizontal	715mm	72mm
76275	Blind Corner Panel	Horizontal	720mm	150mm
70854	End Panel	Vertical	720mm	370mm
08874	End Panel	Vertical	810mm	370mm
24080	End Panel	Vertical	900mm	370mm
63521	End Panel	Vertical	990mm	370mm
04925	End Panel	Vertical	900mm	650mm
81128	End Panel	Vertical	2400mm	370mm
73947	End Panel	Vertical	2400mm	650mm
74683	End Panel	Vertical	2400mm	910mm
98623	Curved Cornice	Horizontal	60mm	338mm
78171	Curved Plinth	Horizontal	150mm	278 x 578mm
89197	Cornice / Pelmet	Horizontal	60mm	3050mm
48533	Plinth	Horizontal	150mm	2800mm



Legno Grey Ash

- Matching MFC: 22mm Grey Ash MFC 3050 x 2070mm. Code: 78698
- Matching Edging: ABS Edging Tape Grey Ash 1 x 26mm, per mtr. Code: 81018

Code	Component	Grain Direction	Height	Width
16190	Sample Door	Horizontal	300mm	210mm
46387	Blanking Panel	Horizontal	110mm	596mm
69239	Drawer Front	Horizontal	110mm	596mm
18872	Drawer Front	Horizontal	140mm	296mm
30370	Drawer Front	Horizontal	140mm	396mm
03297	Drawer Front	Horizontal	140mm	446mm
69360	Drawer Front	Horizontal	140mm	496mm
61738	Drawer Front	Horizontal	140mm	596mm
41887	Drawer Front	Horizontal	140mm	796mm
81351	Drawer Front	Horizontal	140mm	896mm
67713	Drawer Front	Horizontal	140mm	996mm
24092	Drawer Front	Horizontal	175mm	396mm
80867	Drawer Front	Horizontal	175mm	496mm
31472	Drawer Front	Horizontal	175mm	596mm
78780	Drawer Front	Horizontal	283mm	396mm
66800	Drawer Front	Horizontal	283mm	446mm
21901	Drawer Front	Horizontal	283mm	496mm
14405	Drawer Front	Horizontal	283mm	596mm
98828	Drawer Front	Horizontal	283mm	796mm
42997	Drawer Front	Horizontal	283mm	896mm
63433	Drawer Front	Horizontal	283mm	996mm
44362	Door	Horizontal	355mm	496mm
49951	Door	Horizontal	355mm	596mm
62591	Door	Horizontal	355mm	796mm
77904	Door	Horizontal	355mm	896mm
62495	Door	Horizontal	355mm	996mm
03967	Door	Horizontal	450mm	596mm
77141	Door	Horizontal	490mm	596mm
69526	Door	Horizontal	570mm	296mm



Code	Component	Grain Direction	Height	Width
10048	Door	Horizontal	570mm	396mm
87501	Door	Horizontal	570mm	446mm
41094	Door	Horizontal	570mm	496mm
59074	Door	Horizontal	570mm	596mm
62830	Door	Horizontal	645mm	596mm
67706	Door	Horizontal	715mm	147mm
60981	Door	Horizontal	715mm	244mm
44355	Door	Horizontal	715mm	256mm
33931	Door	Horizontal	715mm	282mm
88695	Door	Horizontal	715mm	296mm
49111	Door	Horizontal	715mm	346mm
33332	Door	Horizontal	715mm	396mm
61171	Door	Horizontal	715mm	446mm
32884	Door	Horizontal	715mm	496mm
03953	Door	Horizontal	715mm	546mm
33021	Door	Horizontal	715mm	596mm
20550	Door	Horizontal	895mm	296mm
01370	Door	Horizontal	895mm	396mm
62745	Door	Horizontal	895mm	446mm
25291	Door	Horizontal	895mm	496mm
93013	Door	Horizontal	895mm	596mm
48944	Door	Horizontal	980mm	596mm
03665	Door	Horizontal	1060mm	596mm
67722	Door	Horizontal	1245mm	296mm
56904	Door	Horizontal	1245mm	396mm
93841	Door	Horizontal	1245mm	446mm
40000	Door	Horizontal	1245mm	496mm
87257	Door	Horizontal	1245mm	596mm
46017	Bi-Fold Top Door	Horizontal	355mm	496mm
58638	Bi-Fold Top Door	Horizontal	355mm	596mm
76005	Bi-Fold Top Door	Horizontal	355mm	796mm
22982	Bi-Fold Top Door	Horizontal	355mm	896mm
14789	Bi-Fold Top Door	Horizontal	355mm	996mm
12701	Curved Door	Horizontal	715mm	318mm
30642	Internal Corner Post	Horizontal	715mm	50mm
26695	Internal Corner Post	Horizontal	715mm	72mm
67679	Blind Corner Panel	Horizontal	720mm	150mm
59485	End Panel	Vertical	720mm	370mm
88734	End Panel	Vertical	810mm	370mm
52038	End Panel	Vertical	900mm	370mm
83720	End Panel	Vertical	990mm	370mm
43187	End Panel	Vertical	900mm	650mm
91080	End Panel	Vertical	2400mm	370mm
57936	End Panel	Vertical	2400mm	650mm
52859	End Panel	Vertical	2400mm	910mm
11533	Curved Cornice	Horizontal	60mm	338mm
70089	Cornice / Pelmet	Horizontal	60mm	3050mm
64886	Plinth	Horizontal	150mm	2800mm

Opus

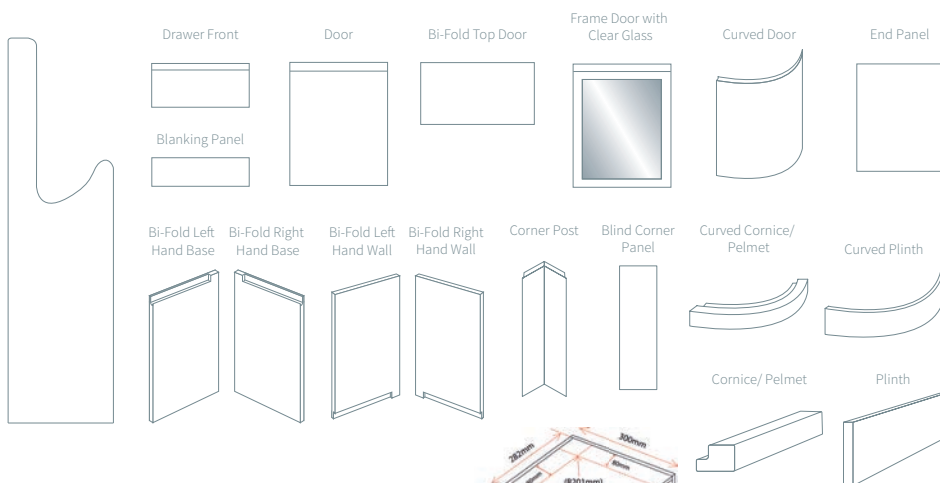




Opus

Available in a Matt White or range of high gloss finishes, the Opus doors with their integrated J-Pull handle are the ultimate contemporary style statement. The 22mm door thickness, compared to a standard 18mm door, provides a reassuring feel of craftsmanship and attention to detail. Each component is manufactured with a painted and lacquered surface, resulting in an exceptional finish that is extremely smooth and hard-wearing.

Please note that the profile of the Opus range is different to Legno.



Materials

Core	MDF
Front Surface	Painted and Lacquered
Rear Surface	Melamine
Edging	Painted and Lacquered
Thickness	22mm



Opus High Gloss Cashmere

- Matching MFC: Egger 18mm Cashmere Gloss MFC 2800 x 2070mm. Code: 45671
- Matching Edging: ABS Edging Tape Cashmere High Gloss 1 x 23mm, per 150mtr. Code: 42486

Code	Component	Height	Width
12525	Sample Door	300mm	210mm
63612	Blanking Panel	110mm	596mm
69819	Drawer Front	110mm	596mm
21928	Drawer Front	140mm	296mm
22920	Drawer Front	140mm	396mm
66846	Drawer Front	140mm	446mm
54768	Drawer Front	140mm	496mm
82810	Drawer Front	140mm	596mm
58631	Drawer Front	140mm	796mm
17763	Drawer Front	140mm	896mm
81801	Drawer Front	140mm	996mm
46963	Drawer Front	175mm	396mm
33587	Drawer Front	175mm	496mm
21697	Drawer Front	175mm	596mm
63426	Drawer Front	283mm	396mm
12400	Drawer Front	283mm	446mm
63744	Drawer Front	283mm	496mm
10632	Drawer Front	283mm	596mm
43039	Drawer Front	283mm	796mm
88699	Drawer Front	283mm	896mm
66569	Drawer Front	283mm	996mm
08856	Bi-Fold Door (LH Base - RH Wall)	715mm	271mm
43577	Bi-Fold Door (RH Base - LH Wall)	715mm	271mm
21505	Bi-Fold Door (LH Base - RH Wall)	715mm	311mm
15864	Bi-Fold Door (RH Base - LH Wall)	715mm	311mm
66770	Bi-Fold Door (LH Base - RH Wall)	715mm	331mm
17611	Bi-Fold Door (RH Base - LH Wall)	715mm	331mm
67548	Door	355mm	496mm
51765	Door	355mm	596mm
35376	Door	355mm	796mm
83426	Door	355mm	896mm
60630	Door	355mm	996mm
47120	Door	450mm	596mm
77929	Door	490mm	596mm
96998	Door	570mm	296mm



Code	Component	Height	Width
19516	Door	570mm	396mm
22754	Door	570mm	446mm
81524	Door	570mm	496mm
21213	Door	570mm	596mm
58899	Door	645mm	596mm
79982	Door	715mm	147mm
13518	Door	715mm	256mm
06103	Door	715mm	296mm
12433	Door	715mm	346mm
68592	Door	715mm	396mm
66392	Door	715mm	446mm
59308	Door	715mm	496mm
45912	Door	715mm	546mm
13983	Door	715mm	596mm
16053	Door	895mm	296mm
75602	Door	895mm	396mm
57090	Door	895mm	446mm
56627	Door	895mm	496mm
38909	Door	895mm	596mm
18240	Door	980mm	596mm
85632	Door	1060mm	596mm
12870	Door	1245mm	296mm
22456	Door	1245mm	396mm
23069	Door	1245mm	446mm
53669	Door	1245mm	496mm
53837	Door	1245mm	596mm
47500	Bi-Fold Top Door	355mm	496mm
17827	Bi-Fold Top Door	355mm	596mm
13754	Bi-Fold Top Door	355mm	796mm
25127	Bi-Fold Top Door	355mm	896mm
12100	Bi-Fold Top Door	355mm	996mm
78157	Glazed Frame Door	715mm	396mm
50870	Glazed Frame Door	715mm	496mm
22038	Glazed Frame Door	715mm	596mm
55552	Corner Post	715mm	50mm
96742	Corner Post	715mm	72mm
63032	Blind Corner Panel	720mm	150mm
59982	End Panel	720mm	370mm
34367	End Panel	798mm	370mm
07544	End Panel	900mm	370mm
42341	End Panel	978mm	370mm
05729	End Panel	900mm	650mm
41853	End Panel	2400mm	370mm
18999	End Panel	2400mm	650mm
13860	End Panel	2400mm	910mm
54178	Curved Cornice	50mm	338mm
78251	Cornice / Pelmet	50mm	3000mm
09399	Plinth	150mm	2790mm



Opus High Gloss Cream

- Matching MFC: Egger 18mm Alabaster Gloss MFC 2800 x 2070mm. Code: 20913
- Matching Edging: ABS Edging Tape Gloss Alabaster 1.3 x 23mm, per 100mtr. Code: 10386
- Matching MDF: Kronospan 18mm Ivory Mirror Gloss MDF 2800 x 2050mm. Code: 17093
- Matching Edging: Ivory Mirror Gloss ABS Edging Tape 1 x 22mm, per 150mtr. Code: 90768

Code	Component	Height	Width
57312	Sample Door	300mm	210mm
15974	Blanking Panel	110mm	596mm
58199	Drawer Front	110mm	596mm
70060	Drawer Front	140mm	296mm
38947	Drawer Front	140mm	396mm
96508	Drawer Front	140mm	446mm
09595	Drawer Front	140mm	496mm
23799	Drawer Front	140mm	596mm
96206	Drawer Front	140mm	796mm
20972	Drawer Front	140mm	896mm
74687	Drawer Front	140mm	996mm
22130	Drawer Front	175mm	396mm
24615	Drawer Front	175mm	496mm
07429	Drawer Front	175mm	596mm
10138	Drawer Front	283mm	396mm
74212	Drawer Front	283mm	446mm
55834	Drawer Front	283mm	496mm
75592	Drawer Front	283mm	596mm
77226	Drawer Front	283mm	796mm
66899	Drawer Front	283mm	896mm
53938	Drawer Front	283mm	996mm
25526	Bi-Fold Door (LH Base - RH Wall)	715mm	271mm
22510	Bi-Fold Door (RH Base - LH Wall)	715mm	271mm
84910	Bi-Fold Door (LH Base - RH Wall)	715mm	311mm
57981	Bi-Fold Door (RH Base - LH Wall)	715mm	311mm
98358	Bi-Fold Door (LH Base - RH Wall)	715mm	331mm
63250	Bi-Fold Door (RH Base - LH Wall)	715mm	331mm
08379	Door	355mm	496mm
55045	Door	355mm	596mm
73596	Door	355mm	796mm
77807	Door	355mm	896mm
42109	Door	355mm	996mm
54947	Door	450mm	596mm
42839	Door	490mm	596mm



Code	Component	Height	Width
92628	Door	570mm	296mm
34361	Door	570mm	396mm
51052	Door	570mm	446mm
64623	Door	570mm	496mm
40365	Door	570mm	596mm
37358	Door	645mm	596mm
12270	Door	715mm	147mm
12502	Door	715mm	256mm
08067	Door	715mm	296mm
49287	Door	715mm	346mm
32810	Door	715mm	396mm
69255	Door	715mm	446mm
06865	Door	715mm	496mm
71878	Door	715mm	546mm
49770	Door	715mm	596mm
01345	Door	895mm	296mm
65381	Door	895mm	396mm
70696	Door	895mm	446mm
83826	Door	895mm	496mm
36219	Door	895mm	596mm
30391	Door	980mm	596mm
24675	Door	1060mm	596mm
12908	Door	1245mm	296mm
20654	Door	1245mm	396mm
07816	Door	1245mm	446mm
33173	Door	1245mm	496mm
28308	Door	1245mm	596mm
08107	Bi-Fold Top Door	355mm	496mm
56356	Bi-Fold Top Door	355mm	596mm
98165	Bi-Fold Top Door	355mm	796mm
23144	Bi-Fold Top Door	355mm	896mm
36719	Bi-Fold Top Door	355mm	996mm
22870	Curved Door	715mm	318mm
12575	Glazed Frame Door	715mm	396mm
95578	Glazed Frame Door	715mm	496mm
50312	Glazed Frame Door	715mm	596mm
16505	Corner Post	715mm	50mm
72214	Corner Post	715mm	72mm
44889	Blind Corner Panel	720mm	150mm
41383	End Panel	720mm	370mm
66607	End Panel	798mm	370mm
08159	End Panel	900mm	370mm
23091	End Panel	978mm	370mm
94420	End Panel	900mm	650mm
66050	End Panel	2400mm	370mm
57007	End Panel	2400mm	650mm
57340	End Panel	2400mm	910mm
65240	Curved Cornice	50mm	338mm
16751	Curved Plinth	150mm	278mm
82355	Cornice / Pelmet	50mm	3000mm
92897	Plinth	150mm	2790mm



Opus High Gloss Dust Grey

- Matching MFC: Egger 18mm Dust Grey Gloss MFC 2800 x 2070mm. Code: 09607
- Matching Edging: ABS Edging Tape Dust Grey High Gloss 0.8 x 23mm, per 75mtr. Code: 91462

Code	Component	Height	Width
41124	Sample Door	300mm	210mm
41491	Blanking Panel	110mm	596mm
05621	Drawer Front	110mm	596mm
27576	Drawer Front	140mm	296mm
34241	Drawer Front	140mm	396mm
93153	Drawer Front	140mm	446mm
69836	Drawer Front	140mm	496mm
23487	Drawer Front	140mm	596mm
35276	Drawer Front	140mm	796mm
64520	Drawer Front	140mm	896mm
09254	Drawer Front	140mm	996mm
39409	Drawer Front	175mm	396mm
65856	Drawer Front	175mm	496mm
22084	Drawer Front	175mm	596mm
50331	Drawer Front	283mm	396mm
77884	Drawer Front	283mm	446mm
45650	Drawer Front	283mm	496mm
11562	Drawer Front	283mm	596mm
96649	Drawer Front	283mm	796mm
81804	Drawer Front	283mm	896mm
04974	Drawer Front	283mm	996mm
39716	Bi-Fold Door (LH Base - RH Wall)	715mm	271mm
56657	Bi-Fold Door (RH Base - LH Wall)	715mm	271mm
12289	Bi-Fold Door (LH Base - RH Wall)	715mm	311mm
87148	Bi-Fold Door (RH Base - LH Wall)	715mm	311mm
43584	Door	355mm	496mm
92541	Door	355mm	596mm
68399	Door	355mm	796mm
41799	Door	355mm	896mm
67808	Door	355mm	996mm
57446	Door	450mm	596mm
14996	Door	490mm	596mm
62805	Door	570mm	296mm
37770	Door	570mm	396mm
25740	Door	570mm	446mm



Code	Component	Height	Width
54200	Door	570mm	496mm
58941	Door	570mm	596mm
91864	Door	645mm	596mm
10673	Door	715mm	147mm
77400	Door	715mm	256mm
81342	Door	715mm	296mm
51738	Door	715mm	346mm
58805	Door	715mm	396mm
25113	Door	715mm	446mm
18913	Door	715mm	496mm
01371	Door	715mm	546mm
46649	Door	715mm	596mm
14965	Door	895mm	296mm
17154	Door	895mm	396mm
66301	Door	895mm	446mm
52423	Door	895mm	496mm
75877	Door	895mm	596mm
79863	Door	980mm	596mm
16041	Door	1060mm	596mm
38759	Door	1245mm	296mm
54346	Door	1245mm	396mm
15042	Door	1245mm	446mm
83907	Door	1245mm	496mm
34720	Door	1245mm	596mm
27221	Bi-Fold Top Door	355mm	496mm
09443	Bi-Fold Top Door	355mm	596mm
53279	Bi-Fold Top Door	355mm	796mm
20141	Bi-Fold Top Door	355mm	896mm
56288	Bi-Fold Top Door	355mm	996mm
65287	Curved Door	715mm	318mm
29240	Glazed Frame Door	715mm	396mm
72179	Glazed Frame Door	715mm	496mm
08350	Glazed Frame Door	715mm	596mm
82103	Corner Post	715mm	50mm
20050	Blind Corner Panel	720mm	150mm
07600	End Panel	720mm	370mm
99576	End Panel	798mm	370mm
84739	End Panel	900mm	370mm
64037	End Panel	900mm	650mm
92552	End Panel	978mm	370mm
12727	End Panel	2400mm	370mm
69922	End Panel	2400mm	650mm
52603	End Panel	2400mm	910mm
63084	Curved Cornice	50mm	338mm
38384	Curved Plinth	150mm	278mm
22622	Cornice / Pelmet	50mm	3000mm
59084	Plinth	150mm	2790mm



Opus High Gloss Light Grey

- Matching MFC: Pfleiderer 18mm Light Grey Gloss MFC 2655 x 2100mm. Code: 04268
- Matching Edging: 1 x 23mm ABS Edging Tape Light Grey High Gloss, per 150mtr. Code: 52882

Code	Component	Height	Width
47517	Sample Door	300mm	210mm
53365	Blanking Panel	110mm	596mm
56283	Drawer Front	110mm	596mm
17145	Drawer Front	140mm	296mm
27776	Drawer Front	140mm	396mm
60389	Drawer Front	140mm	446mm
76874	Drawer Front	140mm	496mm
71964	Drawer Front	140mm	596mm
26397	Drawer Front	140mm	796mm
19066	Drawer Front	140mm	896mm
94542	Drawer Front	140mm	996mm
36515	Drawer Front	175mm	396mm
36870	Drawer Front	175mm	496mm
18611	Drawer Front	175mm	596mm
24081	Drawer Front	283mm	396mm
64275	Drawer Front	283mm	446mm
23960	Drawer Front	283mm	496mm
92614	Drawer Front	283mm	596mm
07020	Drawer Front	283mm	796mm
87477	Drawer Front	283mm	896mm
79733	Drawer Front	283mm	996mm
69971	Bi-Fold Door (LH Base - RH Wall)	715mm	271mm
22688	Bi-Fold Door (RH Base - LH Wall)	715mm	271mm
28057	Bi-Fold Door (LH Base - RH Wall)	715mm	311mm
29064	Bi-Fold Door (RH Base - LH Wall)	715mm	311mm
63089	Bi-Fold Door (LH Base - RH Wall)	715mm	331mm
27714	Bi-Fold Door (RH Base - LH Wall)	715mm	331mm
95664	Door	355mm	496mm
64184	Door	355mm	596mm
63581	Door	355mm	796mm
14457	Door	355mm	896mm
36716	Door	355mm	996mm
95688	Door	450mm	596mm
45261	Door	490mm	596mm
54716	Door	570mm	296mm





Code	Component	Height	Width
99959	Door	570mm	396mm
74185	Door	570mm	446mm
29209	Door	570mm	496mm
72561	Door	570mm	596mm
01532	Door	645mm	596mm
99086	Door	715mm	147mm
30878	Door	715mm	256mm
48679	Door	715mm	296mm
96632	Door	715mm	346mm
60915	Door	715mm	396mm
35392	Door	715mm	446mm
83551	Door	715mm	496mm
38915	Door	715mm	546mm
76835	Door	715mm	596mm
81862	Door	895mm	296mm
16890	Door	895mm	396mm
05599	Door	895mm	446mm
50089	Door	895mm	496mm
35522	Door	895mm	596mm
84217	Door	980mm	596mm
09205	Door	1060mm	596mm
99077	Door	1245mm	296mm
00935	Door	1245mm	396mm
92130	Door	1245mm	446mm
26862	Door	1245mm	496mm
22138	Door	1245mm	596mm
37013	Bi-Fold Top Door	355mm	496mm
49439	Bi-Fold Top Door	355mm	596mm
89215	Bi-Fold Top Door	355mm	796mm
95669	Bi-Fold Top Door	355mm	896mm
32208	Bi-Fold Top Door	355mm	996mm
73350	Curved Door	715mm	318mm
46874	Glazed Frame Door	715mm	396mm
93621	Glazed Frame Door	715mm	496mm
17755	Glazed Frame Door	715mm	596mm
86014	Corner Post	715mm	50mm
60410	Corner Post	715mm	72mm
22136	Blind Corner Panel	720mm	150mm
74023	End Panel	720mm	370mm
80480	End Panel	798mm	370mm
56838	End Panel	900mm	370mm
32992	End Panel	978mm	370mm
98191	End Panel	900mm	650mm
70294	End Panel	2400mm	370mm
33688	End Panel	2400mm	650mm
21407	End Panel	2400mm	910mm
30817	Curved Cornice	50mm	338mm
35223	Curved Plinth	150mm	278mm
83716	Cornice / Pelmet	50mm	3000mm
44089	Plinth	150mm	2790mm



Opus High Gloss Mussel

- Matching MFC: Egger 18mm Mussel MFC 2800 x 2070mm. Not Gloss. Code: 07890
- Matching MFC: Kronospan 18mm Mussel MFC 2800 x 2070mm. Not Gloss. Code: 01048
- Matching Edging: ABS Edging Tape Mussel 2 x 23mm, per 75mtr. Code: 24659

Code	Component	Height	Width
18825	Sample Door	300mm	210mm
47903	Blanking Panel	110mm	596mm
14711	Drawer Front	110mm	596mm
25609	Drawer Front	140mm	296mm
52396	Drawer Front	140mm	396mm
16047	Drawer Front	140mm	446mm
20416	Drawer Front	140mm	496mm
74062	Drawer Front	140mm	596mm
87895	Drawer Front	140mm	796mm
24400	Drawer Front	140mm	896mm
71014	Drawer Front	140mm	996mm
58697	Drawer Front	175mm	396mm
41636	Drawer Front	175mm	496mm
66554	Drawer Front	175mm	596mm
24225	Drawer Front	283mm	396mm
51096	Drawer Front	283mm	446mm
16630	Drawer Front	283mm	496mm
15317	Drawer Front	283mm	596mm
46724	Drawer Front	283mm	796mm
23751	Drawer Front	283mm	896mm
94300	Drawer Front	283mm	996mm
93587	Bi-Fold Door (LH Base - RH Wall)	715mm	271mm
72517	Bi-Fold Door (RH Base - LH Wall)	715mm	271mm
67612	Bi-Fold Door (LH Base - RH Wall)	715mm	311mm
09706	Bi-Fold Door (RH Base - LH Wall)	715mm	311mm
53534	Bi-Fold Door (LH Base - RH Wall)	715mm	331mm
37017	Bi-Fold Door (RH Base - LH Wall)	715mm	331mm
44476	Door	355mm	496mm
37299	Door	355mm	596mm
45652	Door	355mm	796mm
21190	Door	355mm	896mm
33811	Door	355mm	996mm
33597	Door	450mm	596mm





Code	Component	Height	Width
47375	Door	490mm	596mm
61117	Door	570mm	296mm
96973	Door	570mm	396mm
28975	Door	570mm	446mm
18016	Door	570mm	496mm
70077	Door	570mm	596mm
00238	Door	645mm	596mm
99486	Door	715mm	147mm
18809	Door	715mm	256mm
30223	Door	715mm	296mm
44535	Door	715mm	346mm
20361	Door	715mm	396mm
65872	Door	715mm	446mm
04172	Door	715mm	496mm
52402	Door	715mm	546mm
22427	Door	715mm	596mm
54015	Door	895mm	296mm
44611	Door	895mm	396mm
03070	Door	895mm	446mm
45527	Door	895mm	496mm
35988	Door	895mm	596mm
18222	Door	980mm	596mm
93903	Door	1060mm	596mm
99188	Door	1245mm	296mm
09867	Door	1245mm	396mm
32586	Door	1245mm	446mm
32696	Door	1245mm	496mm
61535	Door	1245mm	596mm
75718	Bi-Fold Top Door	355mm	496mm
51930	Bi-Fold Top Door	355mm	596mm
88084	Bi-Fold Top Door	355mm	796mm
75065	Bi-Fold Top Door	355mm	896mm
64401	Bi-Fold Top Door	355mm	996mm
51642	Curved Door	715mm	318mm
98733	Glazed Frame Door	715mm	396mm
79585	Glazed Frame Door	715mm	496mm
91991	Glazed Frame Door	715mm	596mm
04880	Corner Post	715mm	72mm
81186	Blind Corner Panel	720mm	150mm
15878	End Panel	720mm	370mm
96534	End Panel	798mm	370mm
16381	End Panel	900mm	370mm
59591	End Panel	978mm	370mm
95940	End Panel	900mm	650mm
57082	End Panel	2400mm	370mm
10327	End Panel	2400mm	650mm
08112	End Panel	2400mm	910mm
03363	Curved Cornice	50mm	338mm
88822	Curved Plinth	150mm	278mm
56083	Cornice / Pelmet	50mm	3000mm
65188	Plinth	150mm	2790mm



Opus High Gloss Stone Grey

- Matching MDF: Egger 19mm PerfectSense Gloss Stone Grey MDF 2800 x 2070mm. Code: 23405
- Matching Edging: ABS Edging Tape PerfectSense Gloss Stone Grey 1 x 23mm, per 75mtr. Code: 95696

Code	Component	Height	Width
42511	Sample Door	300mm	210mm
03661	Blanking Panel	110mm	596mm
63998	Drawer Front	110mm	596mm
92888	Drawer Front	140mm	296mm
87779	Drawer Front	140mm	396mm
36904	Drawer Front	140mm	446mm
54334	Drawer Front	140mm	496mm
02594	Drawer Front	140mm	596mm
19834	Drawer Front	140mm	796mm
08148	Drawer Front	140mm	896mm
01912	Drawer Front	140mm	996mm
98811	Drawer Front	175mm	396mm
67695	Drawer Front	175mm	496mm
34861	Drawer Front	175mm	596mm
44581	Drawer Front	283mm	396mm
82527	Drawer Front	283mm	446mm
74531	Drawer Front	283mm	496mm
25380	Drawer Front	283mm	596mm
55212	Drawer Front	283mm	796mm
88001	Drawer Front	283mm	896mm
12396	Drawer Front	283mm	996mm
52461	Bi-Fold Door (LH Base - RH Wall)	715mm	271mm
82590	Bi-Fold Door (RH Base - LH Wall)	715mm	271mm
12416	Bi-Fold Door (LH Base - RH Wall)	715mm	311mm
19593	Bi-Fold Door (RH Base - LH Wall)	715mm	311mm
92108	Bi-Fold Door (LH Base - RH Wall)	715mm	331mm
62456	Bi-Fold Door (RH Base - LH Wall)	715mm	331mm
10124	Door	355mm	496mm
53902	Door	355mm	596mm
74995	Door	355mm	796mm
60628	Door	355mm	896mm
43684	Door	355mm	996mm
77985	Door	450mm	596mm
73472	Door	490mm	596mm





Code	Component	Height	Width
04946	Door	570mm	296mm
63534	Door	570mm	396mm
28373	Door	570mm	446mm
95539	Door	570mm	496mm
10954	Door	570mm	596mm
54068	Door	645mm	596mm
59465	Door	715mm	147mm
26215	Door	715mm	256mm
69171	Door	715mm	296mm
01803	Door	715mm	346mm
98159	Door	715mm	396mm
11837	Door	715mm	446mm
46391	Door	715mm	496mm
77209	Door	715mm	546mm
59292	Door	715mm	596mm
86001	Door	895mm	296mm
46714	Door	895mm	396mm
21250	Door	895mm	446mm
77847	Door	895mm	496mm
73440	Door	895mm	596mm
79647	Door	980mm	596mm
21892	Door	1060mm	596mm
68421	Door	1245mm	296mm
69412	Door	1245mm	396mm
50421	Door	1245mm	446mm
36347	Door	1245mm	496mm
94494	Door	1245mm	596mm
05932	Bi-Fold Top Door	355mm	496mm
65336	Bi-Fold Top Door	355mm	596mm
25999	Bi-Fold Top Door	355mm	796mm
37617	Bi-Fold Top Door	355mm	896mm
59871	Bi-Fold Top Door	355mm	996mm
71492	Curved Door	715mm	318mm
51674	Glazed Frame Door	715mm	396mm
74690	Glazed Frame Door	715mm	496mm
68025	Glazed Frame Door	715mm	596mm
92763	Corner Post	715mm	50mm
89464	Corner Post	715mm	72mm
41542	Blind Corner Panel	720mm	150mm
85321	End Panel	720mm	370mm
98082	End Panel	798mm	370mm
45215	End Panel	900mm	370mm
90899	End Panel	978mm	370mm
16265	End Panel	900mm	650mm
82779	End Panel	2400mm	370mm
69739	End Panel	2400mm	650mm
13467	End Panel	2400mm	910mm
41922	Curved Cornice	50mm	338mm
90596	Curved Plinth	150mm	278mm
36272	Cornice / Pelmet	50mm	3000mm
77194	Plinth	150mm	2790mm



Opus High Gloss White

- Matching MFC: Egger 18mm White Gloss MFC 2800 x 2070mm. Code: 59487
- Matching MDF: Kronospan 18mm Snow White Mirror Gloss MDF 2800 x 2050mm. Code: 90703
- Matching Edging: High Gloss White ABS Edging Tape 1.3 x 23mm, per 150mtr. Code: 21521

Code	Component	Height	Width
40860	Sample Door	300mm	210mm
48965	Blanking Panel	110mm	596mm
11373	Drawer Front	110mm	596mm
14504	Drawer Front	140mm	296mm
00723	Drawer Front	140mm	396mm
55744	Drawer Front	140mm	446mm
59960	Drawer Front	140mm	496mm
21120	Drawer Front	140mm	596mm
65752	Drawer Front	140mm	796mm
12083	Drawer Front	140mm	896mm
99413	Drawer Front	140mm	996mm
30876	Drawer Front	175mm	396mm
35229	Drawer Front	175mm	496mm
66678	Drawer Front	175mm	596mm
25105	Drawer Front	283mm	396mm
93996	Drawer Front	283mm	446mm
02501	Drawer Front	283mm	496mm
90307	Drawer Front	283mm	596mm
95235	Drawer Front	283mm	796mm
64140	Drawer Front	283mm	896mm
67534	Drawer Front	283mm	996mm
83275	Bi-Fold Door (LH Base - RH Wall)	715mm	271mm
45441	Bi-Fold Door (RH Base - LH Wall)	715mm	271mm
60851	Bi-Fold Door (LH Base - RH Wall)	715mm	311mm
22303	Bi-Fold Door (RH Base - LH Wall)	715mm	311mm
12968	Bi-Fold Door (LH Base - RH Wall)	715mm	331mm
93929	Bi-Fold Door (RH Base - LH Wall)	715mm	331mm
52978	Door	355mm	496mm
16095	Door	355mm	596mm
00965	Door	355mm	796mm
68932	Door	355mm	896mm
13679	Door	355mm	996mm
12785	Door	450mm	596mm



Code	Component	Height	Width
23964	Door	490mm	596mm
85433	Door	570mm	296mm
01120	Door	570mm	396mm
08346	Door	570mm	446mm
71958	Door	570mm	496mm
01225	Door	570mm	596mm
48726	Door	645mm	596mm
52281	Door	715mm	147mm
94416	Door	715mm	256mm
16817	Door	715mm	296mm
81773	Door	715mm	346mm
91266	Door	715mm	396mm
22650	Door	715mm	446mm
72882	Door	715mm	496mm
03587	Door	715mm	546mm
04819	Door	715mm	596mm
18904	Door	895mm	296mm
18514	Door	895mm	396mm
75268	Door	895mm	446mm
33920	Door	895mm	496mm
39606	Door	895mm	596mm
81670	Door	980mm	596mm
96060	Door	1060mm	596mm
19149	Door	1245mm	296mm
38297	Door	1245mm	396mm
54444	Door	1245mm	446mm
21228	Door	1245mm	496mm
92486	Door	1245mm	596mm
76019	Bi-Fold Top Door	355mm	496mm
81634	Bi-Fold Top Door	355mm	596mm
54209	Bi-Fold Top Door	355mm	796mm
16343	Bi-Fold Top Door	355mm	896mm
62603	Bi-Fold Top Door	355mm	996mm
24059	Curved Door	715mm	318mm
60277	Glazed Frame Door	715mm	396mm
78261	Glazed Frame Door	715mm	496mm
42651	Glazed Frame Door	715mm	596mm
69704	Corner Post	715mm	50mm
77320	Blind Corner Panel	720mm	150mm
16552	End Panel	720mm	370mm
62508	End Panel	798mm	370mm
87211	End Panel	900mm	370mm
73761	End Panel	978mm	370mm
66142	End Panel	900mm	650mm
40842	End Panel	2400mm	370mm
37264	End Panel	2400mm	650mm
14683	End Panel	2400mm	910mm
19756	Curved Cornice	50mm	338mm
71163	Curved Plinth	150mm	278mm
12655	Cornice / Pelmet	50mm	3000mm
16784	Plinth	150mm	2790mm



Opus Matt White

- Matching MFC: Egger 18mm White Smooth MFC 2800 x 2070mm. Code: 90612
- Matching Edging: White Smooth ABS Edging Tape 2 x 23mm, per 75mtr. Code: 66826

Code	Component	Height	Width
27372	Sample Door	300mm	210mm
59614	Blanking Panel	110mm	596mm
47451	Drawer Front	110mm	596mm
25927	Drawer Front	140mm	296mm
85152	Drawer Front	140mm	396mm
36442	Drawer Front	140mm	446mm
82717	Drawer Front	140mm	496mm
03786	Drawer Front	140mm	596mm
73261	Drawer Front	140mm	796mm
47012	Drawer Front	140mm	896mm
65609	Drawer Front	140mm	996mm
10190	Drawer Front	175mm	396mm
88675	Drawer Front	175mm	496mm
42197	Drawer Front	175mm	596mm
86881	Drawer Front	283mm	396mm
11281	Drawer Front	283mm	446mm
22000	Drawer Front	283mm	496mm
76352	Drawer Front	283mm	596mm
75551	Drawer Front	283mm	796mm
95582	Drawer Front	283mm	896mm
31836	Drawer Front	283mm	996mm
35891	Bi-Fold Door (LH Base - RH Wall)	715mm	271mm
67978	Bi-Fold Door (RH Base - LH Wall)	715mm	271mm
91568	Bi-Fold Door (LH Base - RH Wall)	715mm	311mm
84404	Bi-Fold Door (RH Base - LH Wall)	715mm	311mm
16002	Bi-Fold Door (LH Base - RH Wall)	715mm	331mm
28325	Bi-Fold Door (RH Base - LH Wall)	715mm	331mm
37262	Door	355mm	496mm
12982	Door	355mm	596mm
13965	Door	355mm	796mm
56670	Door	355mm	896mm
10248	Door	355mm	996mm
80314	Door	450mm	596mm
24868	Door	490mm	596mm



Code	Component	Height	Width
37732	Door	570mm	296mm
92116	Door	570mm	396mm
03700	Door	570mm	446mm
66779	Door	570mm	496mm
07145	Door	570mm	596mm
39838	Door	645mm	596mm
57517	Door	715mm	147mm
50797	Door	715mm	256mm
41231	Door	715mm	296mm
09122	Door	715mm	346mm
49775	Door	715mm	396mm
26443	Door	715mm	446mm
17891	Door	715mm	496mm
11330	Door	715mm	546mm
16096	Door	715mm	596mm
99657	Door	895mm	296mm
22776	Door	895mm	396mm
94714	Door	895mm	446mm
30271	Door	895mm	496mm
55514	Door	895mm	596mm
38556	Door	980mm	596mm
43865	Door	1060mm	596mm
82424	Door	1245mm	296mm
13415	Door	1245mm	396mm
87582	Door	1245mm	446mm
92259	Door	1245mm	496mm
25721	Door	1245mm	596mm
75893	Bi-Fold Top Door	355mm	496mm
49486	Bi-Fold Top Door	355mm	596mm
08388	Bi-Fold Top Door	355mm	796mm
05861	Bi-Fold Top Door	355mm	896mm
98696	Bi-Fold Top Door	355mm	996mm
89173	Curved Door	715mm	318mm
70553	Glazed Frame Door	715mm	396mm
45411	Glazed Frame Door	715mm	496mm
29115	Glazed Frame Door	715mm	596mm
25556	Corner Post	715mm	72mm
11339	Blind Corner Panel	720mm	150mm
88528	End Panel	720mm	370mm
54463	End Panel	798mm	370mm
24462	End Panel	900mm	370mm
20039	End Panel	978mm	370mm
02190	End Panel	900mm	650mm
23237	End Panel	2400mm	370mm
64466	End Panel	2400mm	650mm
38670	Curved Cornice	50mm	338mm
13654	Curved Plinth	150mm	278mm
26337	Cornice / Pelmet	50mm	3000mm
46085	Plinth	150mm	2790mm

Quadro






Quadro

The classic Shaker styling of the Quadro range takes features of the traditional design and complements it with a modern twist. Together with a 22mm thickness compared to a standard 18mm door, the Quadro range brings time-honoured values and quality to any kitchen style. Each grained painted effect décor is finished to give a tactile wood-like finish.


283mm Drawer Front




Drawer Front up to 175mm



Frame Door with Clear Glass



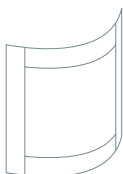
Door



End Panel



Curved Door



Blind Corner Panel



Curved Cornice/Pelmet



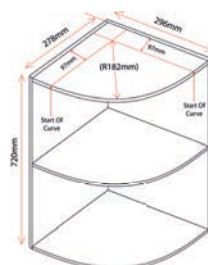
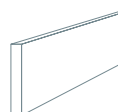
Curved Plinth



Cornice/Pelmet



Plinth



Materials


Core	MDF
Surfaces	Vinyl Wrapped
Thickness	22mm



Quadro Alabaster Grained Paint Effect

- Matching MFC: Egger 18mm Alabaster Grained MFC 2800 x 2070mm. Code: 69392
- Matching Edging: Alabaster Grained ABS Edging Tape 0.8 x 23mm, per 75mtr. Code: 98529

Code	Component	Height	Width
02446	Drawer Front	110mm	596mm
68736	Drawer Front	140mm	296mm
45721	Drawer Front	140mm	396mm
27228	Drawer Front	140mm	446mm
59189	Drawer Front	140mm	496mm
59647	Drawer Front	140mm	596mm
51115	Drawer Front	140mm	796mm
77593	Drawer Front	140mm	896mm
90643	Drawer Front	140mm	996mm
55686	Drawer Front	175mm	396mm
42945	Drawer Front	175mm	496mm
59821	Drawer Front	175mm	596mm
78561	Drawer Front	283mm	396mm
60757	Drawer Front	283mm	446mm
40882	Drawer Front	283mm	496mm
00112	Drawer Front	283mm	596mm
49514	Drawer Front	283mm	796mm
78349	Drawer Front	283mm	896mm
35540	Drawer Front	283mm	996mm
12941	Door	355mm	496mm
73283	Door	355mm	596mm
36705	Door	355mm	796mm
72987	Door	355mm	896mm
71301	Door	355mm	996mm
70845	Door	450mm	596mm
32126	Door	490mm	596mm
02379	Door	570mm	296mm
45739	Door	570mm	396mm




Code	Component	Height	Width
55518	Door	570mm	446mm
90376	Door	570mm	496mm
63096	Door	570mm	596mm
90103	Door	645mm	596mm
14901	Door	715mm	147mm
26555	Door	715mm	256mm
54197	Door	715mm	271mm
68584	Door	715mm	274mm
23986	Door	715mm	296mm
24606	Door	715mm	311mm
98513	Door	715mm	331mm
61623	Door	715mm	346mm
35737	Door	715mm	396mm
85442	Door	715mm	446mm
27444	Door	715mm	496mm
40249	Door	715mm	546mm
35067	Door	715mm	596mm
28248	Door	895mm	296mm
37836	Door	895mm	396mm
04591	Door	895mm	446mm
60083	Door	895mm	496mm
19875	Door	895mm	596mm
07122	Door	980mm	596mm
05686	Door	1060mm	596mm
73153	Door	1245mm	296mm
11628	Door	1245mm	396mm
74613	Door	1245mm	446mm
44397	Door	1245mm	496mm
28306	Door	1245mm	596mm
63850	Curved Door	715mm	318mm
27853	Glazed Frame Door	715mm	396mm
41326	Glazed Frame Door	715mm	496mm
09023	Glazed Frame Door	715mm	596mm
78011	Blind Corner Panel	720mm	150mm
62818	End Panel	720mm	370mm
86988	End Panel	794mm	370mm
48949	End Panel	900mm	370mm
82383	End Panel	974mm	370mm
31697	End Panel	900mm	650mm
26462	End Panel	2400mm	650mm
09880	Curved Cornice	50mm	358mm
93751	Curved Plinth	150mm	278 x 578mm
77361	Cornice / Pelmet	50mm	3050mm
17870	Plinth	150mm	2800mm



Quadro Dakar Grained Paint Effect

- Matching MFC: Egger 18mm Dakar Grained MFC 2800 x 2070mm. Code: 75351
- Matching Edging: Dakar Grained ABS Edging Tape 0.8 x 23mm, per 75mtr. Code: 87917

Code	Component	Height	Width
72182	Drawer Front	110mm	596mm
07869	Drawer Front	140mm	296mm
91494	Drawer Front	140mm	396mm
53322	Drawer Front	140mm	446mm
05803	Drawer Front	140mm	496mm
93666	Drawer Front	140mm	596mm
77767	Drawer Front	140mm	796mm
10593	Drawer Front	140mm	896mm
65890	Drawer Front	140mm	996mm
79636	Drawer Front	175mm	396mm
46014	Drawer Front	175mm	496mm
92298	Drawer Front	175mm	596mm
50295	Drawer Front	283mm	396mm
83935	Drawer Front	283mm	446mm
59429	Drawer Front	283mm	496mm
96269	Drawer Front	283mm	596mm
10080	Drawer Front	283mm	796mm
73992	Drawer Front	283mm	896mm
16464	Drawer Front	283mm	996mm



Code	Component	Height	Width
03318	Door	355mm	496mm
28755	Door	355mm	596mm
08638	Door	355mm	796mm
06452	Door	355mm	896mm
77971	Door	355mm	996mm
08272	Door	450mm	596mm
64747	Door	490mm	596mm
49396	Door	570mm	296mm
47627	Door	570mm	396mm
53722	Door	570mm	446mm
08397	Door	570mm	496mm
99709	Door	570mm	596mm
66581	Door	645mm	596mm
16422	Door	715mm	147mm
82312	Door	715mm	256mm
07452	Door	715mm	271mm
05712	Door	715mm	274mm
59502	Door	715mm	296mm
87505	Door	715mm	311mm
91509	Door	715mm	313mm
23528	Door	715mm	331mm
68606	Door	715mm	346mm
32933	Door	715mm	396mm
91168	Door	715mm	446mm
92538	Door	715mm	496mm
19629	Door	715mm	546mm
10796	Door	715mm	596mm
83948	Door	895mm	296mm
99108	Door	895mm	396mm
40212	Door	895mm	446mm
30999	Door	895mm	496mm
24458	Door	895mm	596mm
88557	Door	980mm	596mm
91209	Door	1060mm	596mm
81038	Door	1245mm	296mm
91024	Door	1245mm	396mm
42507	Door	1245mm	446mm
26458	Door	1245mm	496mm
10377	Door	1245mm	596mm
75892	Curved Door	715mm	318mm
26248	Glazed Frame Door	715mm	396mm
80193	Glazed Frame Door	715mm	496mm
79880	Glazed Frame Door	715mm	596mm
64518	Blind Corner Panel	720mm	150mm
65214	End Panel	794mm	370mm
48988	End Panel	900mm	370mm
25703	End Panel	974mm	370mm
92484	End Panel	900mm	650mm
75638	End Panel	2400mm	370mm
55964	End Panel	2400mm	650mm
06539	Curved Cornice	50mm	358mm
16310	Curved Plinth	150mm	278 x 578mm
30063	Cornice / Pelmet	50mm	3050mm
46342	Plinth	150mm	2800mm



Quadro Graphite Grained Paint Effect

- Matching MFC: Egger 18mm Graphite (Grey) 'Grained' MFC 2800 x 2070mm. Code: 73731
- Matching Edging: ABS Edging Tape Graphite Grained 0.8 x 23mm ST27, per 75mtr. Code: 01635

Code	Component	Height	Width
59585	Drawer Front	110mm	596mm
20065	Drawer Front	140mm	296mm
13521	Drawer Front	140mm	396mm
19169	Drawer Front	140mm	446mm
79655	Drawer Front	140mm	496mm
31568	Drawer Front	140mm	596mm
54339	Drawer Front	140mm	796mm
71356	Drawer Front	140mm	896mm
01065	Drawer Front	140mm	996mm
18653	Drawer Front	175mm	396mm
80475	Drawer Front	175mm	496mm
87503	Drawer Front	175mm	596mm
09716	Drawer Front	283mm	396mm
64902	Drawer Front	283mm	446mm
64777	Drawer Front	283mm	496mm
84459	Drawer Front	283mm	596mm
13082	Drawer Front	283mm	796mm
28064	Drawer Front	283mm	896mm
33321	Drawer Front	283mm	996mm
38895	Door	355mm	496mm
51918	Door	355mm	596mm
30968	Door	355mm	796mm
19133	Door	355mm	896mm
34007	Door	355mm	996mm
72549	Door	450mm	596mm
57084	Door	490mm	596mm



Code	Component	Height	Width
87884	Door	570mm	296mm
65848	Door	570mm	396mm
85568	Door	570mm	446mm
93393	Door	570mm	496mm
48374	Door	570mm	596mm
67918	Door	645mm	596mm
75358	Door	715mm	147mm
03794	Door	715mm	256mm
44110	Door	715mm	271mm
17232	Door	715mm	274mm
84407	Door	715mm	296mm
39638	Door	715mm	311mm
61457	Door	715mm	331mm
34796	Door	715mm	346mm
44151	Door	715mm	396mm
91886	Door	715mm	446mm
33300	Door	715mm	496mm
69546	Door	715mm	546mm
18689	Door	715mm	596mm
89132	Door	895mm	296mm
25472	Door	895mm	396mm
26991	Door	895mm	446mm
19332	Door	895mm	496mm
94756	Door	895mm	596mm
03708	Door	980mm	596mm
87215	Door	1060mm	596mm
84586	Door	1245mm	296mm
75547	Door	1245mm	396mm
68207	Door	1245mm	446mm
66732	Door	1245mm	496mm
25731	Door	1245mm	596mm
87234	Curved Door	715mm	318mm
04344	Glazed Frame Door	715mm	396mm
55330	Glazed Frame Door	715mm	496mm
08941	Glazed Frame Door	715mm	596mm
35675	Blind Corner Panel	720mm	150mm
89300	End Panel	720mm	370mm
86151	End Panel	794mm	370mm
75613	End Panel	900mm	370mm
88547	End Panel	974mm	370mm
06696	End Panel	900mm	650mm
23250	End Panel	2400mm	370mm
94018	End Panel	2400mm	650mm
22279	Curved Cornice	50mm	358mm
43921	Curved Plinth	150mm	278 x 578mm
32745	Cornice / Pelmet	50mm	3050mm
83256	Plinth	150mm	2800mm



Quadro Light Grey Grained Paint Effect

- Matching MFC: Egger 18mm Light Grey Grained MFC 2800 x 2070mm. Code: 06767
- Matching MFC: Kronospan 18mm Light Grey Grained MFC 2800 x 2070mm. Code: 90832
- Matching Edging: ABS Edging Tape Light Grey Grained 0.8 x 23mm ST27, per 75mtr. Code: 12962

Code	Component	Height	Width
30831	Drawer Front	110mm	596mm
77674	Drawer Front	140mm	296mm
33288	Drawer Front	140mm	396mm
70980	Drawer Front	140mm	446mm
61980	Drawer Front	140mm	496mm
27539	Drawer Front	140mm	596mm
86136	Drawer Front	140mm	796mm
40853	Drawer Front	140mm	896mm
63906	Drawer Front	140mm	996mm
78365	Drawer Front	175mm	396mm
82484	Drawer Front	175mm	496mm
93976	Drawer Front	175mm	596mm
65285	Drawer Front	283mm	396mm
50293	Drawer Front	283mm	446mm
83769	Drawer Front	283mm	496mm
18873	Drawer Front	283mm	596mm
13499	Drawer Front	283mm	796mm
66218	Drawer Front	283mm	896mm
72172	Drawer Front	283mm	996mm
00460	Door	355mm	496mm
44805	Door	355mm	596mm
93752	Door	355mm	796mm
21040	Door	355mm	896mm
78499	Door	355mm	996mm
93601	Door	450mm	596mm



Code	Component	Height	Width
78328	Door	490mm	596mm
13115	Door	570mm	296mm
02689	Door	570mm	396mm
99424	Door	570mm	446mm
42493	Door	570mm	496mm
66151	Door	570mm	596mm
37373	Door	645mm	596mm
58705	Door	715mm	147mm
98672	Door	715mm	256mm
41354	Door	715mm	271mm
38157	Door	715mm	274mm
84295	Door	715mm	296mm
50087	Door	715mm	311mm
40151	Door	715mm	331mm
40206	Door	715mm	346mm
28687	Door	715mm	396mm
09413	Door	715mm	446mm
54100	Door	715mm	496mm
88801	Door	715mm	546mm
81824	Door	715mm	596mm
70260	Door	895mm	296mm
66105	Door	895mm	396mm
38996	Door	895mm	446mm
77146	Door	895mm	496mm
71911	Door	895mm	596mm
04605	Door	980mm	596mm
08490	Door	1060mm	596mm
80804	Door	1245mm	296mm
01316	Door	1245mm	396mm
80185	Door	1245mm	446mm
44421	Door	1245mm	496mm
37236	Door	1245mm	596mm
39186	Curved Door	715mm	318mm
31684	Glazed Frame Door	715mm	396mm
48086	Glazed Frame Door	715mm	496mm
60715	Glazed Frame Door	715mm	596mm
60122	Blind Corner Panel	720mm	150mm
24568	End Panel	720mm	370mm
66437	End Panel	794mm	370mm
45603	End Panel	900mm	370mm
18414	End Panel	974mm	370mm
49805	End Panel	900mm	650mm
65569	End Panel	2400mm	370mm
49732	End Panel	2400mm	650mm
68165	Curved Cornice	50mm	358mm
65933	Curved Plinth	150mm	278 x 578mm
92285	Cornice / Pelmet	50mm	3050mm
05774	Plinth	150mm	2800mm



Quadro Stone Grey Grained Paint Effect

- Matching MFC: Egger 18mm Stone Grey Grained MFC 2800 x 2070mm. Code: 34734
- Matching Edging: Stone Grey Grained ABS Edging Tape 0.8 x 23mm, per 75mtr. Code: 91937

Code	Component	Height	Width
08286	Drawer Front	110mm	596mm
94589	Drawer Front	140mm	296mm
87919	Drawer Front	140mm	396mm
05855	Drawer Front	140mm	446mm
06964	Drawer Front	140mm	496mm
14976	Drawer Front	140mm	596mm
12359	Drawer Front	140mm	796mm
47031	Drawer Front	140mm	896mm
36844	Drawer Front	140mm	996mm
49861	Drawer Front	175mm	396mm
25757	Drawer Front	175mm	496mm
52322	Drawer Front	175mm	596mm
87616	Drawer Front	283mm	396mm
75503	Drawer Front	283mm	446mm
98606	Drawer Front	283mm	496mm
53275	Drawer Front	283mm	596mm
17825	Drawer Front	283mm	796mm
57665	Drawer Front	283mm	896mm
21218	Drawer Front	283mm	996mm
30564	Door	355mm	496mm
31490	Door	355mm	596mm
03520	Door	355mm	796mm
87957	Door	355mm	896mm
65038	Door	355mm	996mm
33292	Door	450mm	596mm
10371	Door	490mm	596mm
42029	Door	570mm	296mm
87290	Door	570mm	396mm



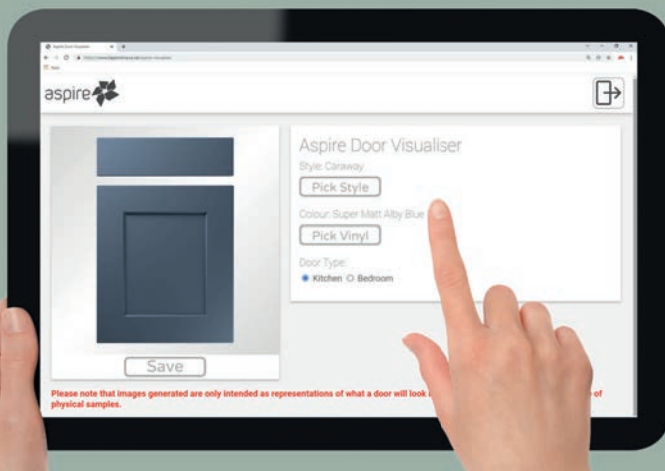
Code	Component	Height	Width
20252	Door	570mm	446mm
61890	Door	570mm	496mm
60664	Door	570mm	596mm
44238	Door	645mm	596mm
91820	Door	715mm	147mm
58923	Door	715mm	256mm
72379	Door	715mm	271mm
67326	Door	715mm	274mm
66862	Door	715mm	296mm
27819	Door	715mm	311mm
94314	Door	715mm	331mm
05598	Door	715mm	346mm
39534	Door	715mm	396mm
37471	Door	715mm	446mm
58515	Door	715mm	496mm
89783	Door	715mm	546mm
80384	Door	715mm	596mm
77773	Door	895mm	296mm
77367	Door	895mm	396mm
20721	Door	895mm	446mm
30206	Door	895mm	496mm
31389	Door	895mm	596mm
35144	Door	980mm	596mm
94181	Door	1060mm	596mm
12239	Door	1245mm	296mm
19364	Door	1245mm	396mm
36207	Door	1245mm	446mm
94218	Door	1245mm	496mm
86110	Door	1245mm	596mm
92372	Curved Door	715mm	318mm
55848	Glazed Frame Door	715mm	396mm
93274	Glazed Frame Door	715mm	496mm
14124	Glazed Frame Door	715mm	596mm
72613	Blind Corner Panel	720mm	150mm
36954	End Panel	720mm	370mm
25847	End Panel	794mm	370mm
70326	End Panel	900mm	370mm
99299	End Panel	974mm	370mm
89655	End Panel	900mm	650mm
85214	End Panel	2400mm	370mm
76290	End Panel	2400mm	650mm
26116	Curved Cornice	50mm	358mm
84877	Curved Plinth	150mm	278 x 578mm
39644	Cornice / Pelmet	50mm	3050mm
93911	Plinth	150mm	2800mm



Aspire Visualiser

Logged in online account holders can use our Aspire Visualiser to create images of our Aspire doors.

- Create an image of any style / colour combination
- Easily switch between kitchen and bedroom doors
- Save images to send to clients or include on quotes
- Option to embed in your own website



Aspire

Styles	354
Colours	364
Glazing	374
Worktops	377
Inset Handle Doors	378
Accessories	380





aspire Aspire Made-to-Measure Doors

Aspire vinyl doors are ideal for virtually any interior situation with styles designed to suit Kitchen, Bedroom, Bathroom or Office applications; they are attractive, durable and hard wearing. Given the right care they will give many years of trouble-free use.

Ascot



Price Band	High Gloss Available
Premium	Yes

Avienda



Price Band	High Gloss Available
Standard	Yes

Balmoral



22mm Thick & White Back Only.

Price Band	High Gloss Available
Premium	Yes

Aspire Styles

Benwick



Price Band	High Gloss Available
Standard	Yes

Boston



Price Band	High Gloss Available
Standard	Yes

Brecon



Price Band	High Gloss Available
Standard	Yes

Bridgewater



Price Band	High Gloss Available
Premium	Yes

Brockworth



Price Band	High Gloss Available
Premium	Yes

Caraway



Price Band	High Gloss Available
Premium	Yes

Aspire Styles

Chardonnay



Price Band	High Gloss Available
Standard	Yes

Chedburgh



Price Band	High Gloss Available
Standard	Yes

Coniston



Price Band	High Gloss Available
Premium	Yes

Cottage



Price Band	High Gloss Available
Standard	Yes

Crossland



Price Band	High Gloss Available
Standard	Yes

Denham



Price Band	High Gloss Available
Standard	Yes

Aspire Styles

Denver



Price Band	High Gloss Available
Premium	Yes

Esquire



Price Band	High Gloss Available
Standard	Yes

Fenwick



Price Band	High Gloss Available
Standard	Yes

Genoa



Price Band	High Gloss Available
Standard	Yes

Grove



Price Band	High Gloss Available
Standard	Yes

Henlow



Price Band	High Gloss Available
Premium	Yes


Aspire Styles

Johnson



Price Band	High Gloss Available
Premium	Yes

Juliette



Price Band	High Gloss Available
Standard	Yes

Kendal



22mm Thick & White Back Only.

Price Band	High Gloss Available
Premium	Yes

Keswick



Price Band	High Gloss Available
Premium	Yes

Linea



Price Band	High Gloss Available
Standard	Yes

Madrid



Price Band	High Gloss Available
Standard	Yes

Aspire Styles

Manhattan



Price Band	High Gloss Available
Standard	Yes

Metropole



Price Band	High Gloss Available
Standard	Yes

Milano



Price Band	High Gloss Available
Standard	Yes

New England



Price Band	High Gloss Available
Premium	Yes

New Fenland



Price Band	High Gloss Available
Standard	Yes

New Sudbury



Price Band	High Gloss Available
Standard	Yes

Aspire Styles

Nova




Price Band	High Gloss Available
Premium	Yes

Oslo



Price Band	High Gloss Available
Standard	Yes

Pillow



Price Band	High Gloss Available
Standard	Yes

Ribble




Price Band	High Gloss Available
Standard	Yes

Sahara



Price Band	High Gloss Available
Premium	Yes

Scoop



See page 112 for handles.

Price Band	High Gloss Available
Standard	Yes

Aspire Styles

Shaker




Price Band	High Gloss Available
Premium	Yes

Sutton



Price Band	High Gloss Available
Premium	Yes

Turin



Price Band	High Gloss Available
Standard	Yes

Twinline



Price Band	High Gloss Available
Standard	Yes

Verona



Price Band	High Gloss Available
Standard	Yes

Vienna



Price Band	High Gloss Available
Standard	Yes

Aspire Styles

Willingdale



Price Band	High Gloss Available
Standard	Yes

Winwick



Price Band	High Gloss Available
Standard	Yes








aspire

Every style is available in every colour.

Aspire Colours




High Gloss Anthracite Sparkle

Back	Egger	Pre Glued Edging
Matching	U961	EDU961



High Gloss Blue Sparkle

Back	Egger	Pre Glued Edging
Matching	U636	EDU636




High Gloss Cashmere

Back	Egger	Kronospan	Pre Glued Edging
Matching	U702	U5981	EDU702ST9

New décors coming soon visit www.hpponline.co.uk/aspire for the current range.

High Gloss



High Gloss Cream

Back	Kronospan	Pre Glued Edging
Matching	U564	EDD564




High Gloss Denim

Back	Egger
Matching	U540



High Gloss Dust Grey

Back	Egger	Pre Glued Edging
Matching	U732	EDU732



High Gloss Grey

Back	Egger	Kronospan	Pfleiderer	Pre Glued Edging
Matching	U708	U112	U1188	EDD112BF



High Gloss Mussel

Back	Egger	Kronospan	Pre Glued Edging
Matching	U100	U5982	EDU100




High Gloss Onyx Grey

Back	Egger	Pre Glued Edging
Matching	U960	EDU960ST9


New décors coming soon visit www.hpponline.co.uk/aspire for the current range.

High Gloss



High Gloss Sand Beige

Back	Egger	Pre Glued Edging
Matching	U156	EDU156




High Gloss White

Back	Egger	Kronospan	Pre Glued Edging
Matching	W1000	K101	EDSE1-01

New décors coming soon visit www.hpponline.co.uk/aspire for the current range.




Painted Oak Effect




Painted Oak Effect Alby Blue

Back	Kronospan
Matching (Matt with no grain)	U5994GC




Painted Oak Effect Cashmere

Back	Egger	Kronospan	Pre Glued Edging
Matching (Matt with no grain)	U702ST12 or U702ST27	U5981GC	EDU702ST27100M



Painted Oak Effect Dakar

Back	Egger	Kronospan	Pre Glued Edging
Matching (Matt with no grain)	U717ST12 or U717ST27	U5984GC	EDU717ST27



Painted Oak Effect Dust Grey

Back	Egger	Pre Glued Edging
Matching (Matt with no grain)	U732ST12	EDU732



Painted Oak Effect Fjord

Back	Egger	Pre Glued Edging
Matching (Matt with no grain)	U636ST27	EDU636




Painted Oak Effect Ivory

Back	Egger	Kronospan	Pre Glued Edging
Matching (Matt with no grain)	U104ST12 or U104ST27	U7031GC	EDU104ST27

New décors coming soon visit www.hponline.co.uk/aspire for the current range.

Order Online: www.hponline.co.uk | 367

Painted Oak Effect



Painted Oak Effect Light Grey

Back	Egger	Kronospan	Pre Glued Edging
Matching (Matt with no grain)	U708ST12 or U708ST27	U112GC	EDU708ST27



Painted Oak Effect Mussel

Back	Egger	Kronospan	Pre Glued Edging
Matching (Matt with no grain)	U100ST12 or U100ST27	U5982GC	EDU100ST27




Painted Oak Effect Onyx Grey

Back	Egger	Pre Glued Edging
Matching (Matt with no grain)	U960	EDU960ST9



Painted Oak Effect Porcelain

Back	Egger	Pre Glued Edging
Matching (Matt with no grain)	W1200ST27	EDW1200ST27



Painted Oak Effect White

Back	Kronospan	Pre Glued Edging
Matching (Matt with no grain)	K101GC	EDW980ST27

Fact!




"Order Aspects & Aspire doors online to guarantee our quickest lead times."

make it **happen**



New décors coming soon visit www.hpponline.co.uk/aspire for the current range.

Super Matt



Super Matt Alby Blue

Back	Kronospan	
Matching	U5994	



Super Matt Cashmere

Back	Egger	Kronospan	Pre Glued Edging
Matching	U702	U5981	EDU702ST9



Super Matt Dust Grey

Back	Egger	Pre Glued Edging
Matching	U732	EDU732



Super Matt Fjord

Back	Egger	Pre Glued Edging
Matching	U636	EDU636



Super Matt Frost White

Back	Egger	Pre Glued Edging
Matching	W1000	EDW1000ST9



Super Matt Graphite

Back	Egger	Pre Glued Edging
Matching	U961	EDU961

New décors coming soon visit www.hpponline.co.uk/aspire for the current range.

Super Matt



Super Matt Indigo Blue

Back	Egger
Matching	U599



Super Matt Light Grey

Back	Egger	Kronospan	Pre Glued Edging
Matching	U708	U112	EDD112BF



Super Matt Mussel

Back	Egger	Kronospan	Pre Glued Edging
Matching	U100	U5982	EDU100



Super Matt Stone Grey

Back	Egger	Pre Glued Edging
Matching	U727	EDU727



Super Matt White Grey

Back	Egger	Pre Glued Edging
Matching	U775	EDU775ST9

Fact!



"You can apply for an account by downloading the application form from www.hpponline.co.uk/downloads."

make it **happen**



New décors coming soon visit www.hpponline.co.uk/aspire for the current range.

Uni-Colour



Buttermilk

Back

White



Dakar

Back


Egger

Pre Glued Edging

Matching

U717

EDU717



Ivory

Back

Egger

Kronospan

Pfleiderer

Pre Glued Edging


Matching

U104

U514

U1303

EDU514BF



Pale Cream

Back

Kronospan

Pre Glued Edging

Matching

U564


EDD564



New décors coming soon visit www.hpponline.co.uk/aspire for the current range.


Order Online: www.hpponline.co.uk | 371

Woodgrain



Brown Grey Avola

Back	Egger	Pre Glued Edging
Matching	H1484	EDH1484



Driftwood

Back	Egger	Pre Glued Edging
Matching	H3090	EDH3090




Ellmau Beech

Back	Egger	Kronospan	Pfleiderer	Pre Glued Edging
Matching	H1582	D1639	R5542	EDH1582



Hacienda White

Back	Egger	Pre Glued Edging
Matching	H3078	EDH3078



Lissa Oak

Back	Egger	Kronospan	Pfleiderer	Pre Glued Edging
Matching	H1154	D8925	R4276	EDD8925




Moldau Acacia

Back	Egger	Pre Glued Edging
Matching	H1277	EDH1277


New décors coming soon visit www.hpponline.co.uk/aspire for the current range.

Woodgrain




Montana Oak

Back	Egger	Kronospan	Pre Glued Edging
Matching	H1342	D1929	EDH1342




Natural Aida Walnut

Back	Egger	Kronospan	Pfleiderer	Pre Glued Edging
Matching	H3703	D726	R4899	EDD726




Opera Walnut

Back	Egger	Kronospan	Pfleiderer	Pre Glued Edging
Matching	H3704	D481	R4889	EDD481




Sonoma Oak

Back	Egger	Kronospan	Pfleiderer	Pre Glued Edging
Matching	H1146	D8197	R4285	EDH1146



Super White Ash

Back	Pre Glued Edging
White	EDK101A



Winchester Oak

Back	Egger	Kronospan	Pre Glued Edging
Matching	H1381	D9277	EDH1381


New décors coming soon visit www.hpponline.co.uk/aspire for the current range.



aspire

Aspire Components

Each Aspire style is available in a wide variety of made-to-measure components such as drawer fronts, doors, wardrobe doors, frame doors, angled doors and stable doors. The exact range varies on a style by style basis. HPP account holders can use our online ordering system which lists all the specific details for each style.



aspire

Aspire Glazing


Every Aspire style is available with a choice of openings for glass in a range of glass types.



Black




Bronze




Bronze Mirror

Visit www.hpponline.co.uk/aspire for the current range.


Glazing




Cashmere



Chalk Grey Satin Matt



Clear




Dakar



Frosted



Light Beige



Light Brown



Mirror




Obscure

Visit www.hpponline.co.uk/aspire for the current range.

Order Online: www.hpponline.co.uk | 375

Glazing



Pure White



Pure White Satin Matt



Rich Aluminium



Silver




Silver Grey Mirror



Soft White



Starlight Black



Stone Grey

Fact!

**Ordering from
HPP is easy;**



Online: www.hpponline.co.uk



Phone: 0161 620 5656




e-mail: info@hpponline.co.uk

make it happen 

Visit www.hpponline.co.uk/aspire for the current range.

Worktops



aspire

Aspire Worktops

Aspire worktops are available in a variety of profiles and shapes. Unless you are ordering online when ordering worktops you must always quote the worktop type and supply a diagram showing the size required, direction of the grain, edges to be profiled and type of profile. If no profile is specified the standard one will be used.

Standard Worktops



Worktop Edged all around

Worktop Edged on Front

Worktop Edged on Front and Left

Worktop Edged on Front and Right

Worktop Edged on Front, Right and Left

Left Angled Worktops



Left Angled Worktop Edged on Front

Left Angled Worktop Edged on Front and Left

Left Angled Worktop Edged on Front and Right

Left Angled Worktop Edged on Front, Right and Left

Right Angled Worktops



Right Angled Worktop Edged on Front

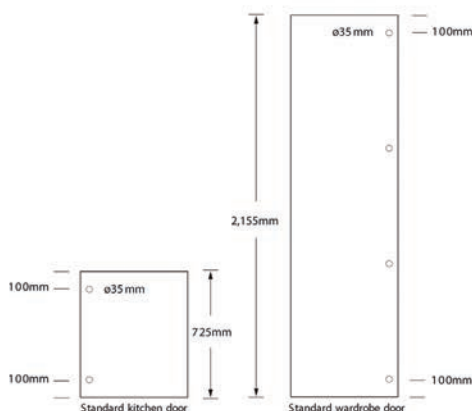
Right Angled Worktop Edged on Front and Left

Right Angled Worktop Edged on Front and Right

Right Angled Worktop Edged on Front, Right and Left

Drilling

Aspire doors are offered with a hinge hole drilling service meaning doors can be ordered ready to go direct to site without the need for unwrapping, saving you time and avoiding potential damages. As standard doors are available drilled 100mm from the top and bottom, on larger doors the extra holes are divided equally between the remaining space. A bespoke service is also available whereby you can specify up to 4 hinge hole locations.



Aspire Inset Handle Doors



aspire




Aspire Inset Handle Doors

Available made-to-measure in any colour from the Aspire range, our Inset Handle doors create a unique range.



Brushed Nickel



Cologne




Brushed Nickel



Geneva




Matt Chrome



Lima



Brushed Nickel




Memphis

Aspire Inset Handle Doors




Brushed Nickel



Munich




Chrome



Prague



Brushed Nickel




Riga



Brushed Nickel



Chrome




Seoul



Brushed Nickel



Chrome



Zurich



Aspire Vinyl Wrapped Accessories

All accessories are available in any colour from the Aspire range. Most of them are available in a variety of edge profiles to match each door style and either made-to-measure or in a range of sizes. Full information can be found by using our online ordering system.



Plinth

- Available in a variety of edge profiles.



Tongue & Groove Panel

- Available made-to-measure.




Rounded Pilaster

- Available in 2.4mtr lengths.



Skirting Board

- Available in 2.4mtr lengths in a range of edge profiles or in a Torus design.
- Height from 75 - 150mm.



Architrave

- Available in 2.4mtr lengths in a range of edge profiles or in a Torus design.
- Height from 75 - 100mm.

Aspire Accessories



Shelves

- Available in a variety of edge profiles to suit each door style.
- Angled and standard options.



Round Wall Mirror

- Available in a range of edge profiles or a feature design.
- Available in three sizes; 600mm, 800mm or 1000mm.



Rectangular Wall Mirror

- Available in a range of edge profiles or a feature design.
- Available in three sizes; 700 x 600mm, 700 x 800mm or 700 x 1000mm.



Swivel Mirror

- Available with or without wings.



Arched Triple Mirror



Square Triple Mirror

- Available in a range of edge profiles to suit each door style.

Aspire Accessories



Traditional Stool



Padded Stool

- Available with a variety of pad finishes in Dralon or Faux Leather.
- Swatch available on request.
- Frame only option also available.



Fretted Frieze

- Available in a range of edge profiles to suit each door style.
- Available in three sizes; 100 x 600mm, 100 x 1200mm or 100 x 2400mm.



Wine Rack Rail

- 100mm fixed height & made-to-measure from 600 - 2400mm long.

Wine Rack Fascia

- Available in a range of edge profiles to suit each door style.
- 300mm fixed width & made-to-measure from 570 - 900mm height.



Fluted Pilaster

- Available in a range of edge profiles to suit each door style.
- 100mm fixed width & made-to-measure from 200 - 2400mm height.

Aspire Accessories



Half Round Pilaster

- Available in fixed sizes only.
- 720 x 100mm.
- 870 x 100mm.
- 1210 x 100mm.



Reeded Pilaster

- Available in fixed sizes only.
- 720 x 100mm.
- 870 x 100mm.
- 1210 x 100mm.



Headboards

- Available in square to match any Aspire style.
- Shaped options available for; Boston, Chedburgh & New Sudbury styles.



Niche Front

- Available in a range of edge profiles to suit each door style.



Bridging Pelmet

- Can be made up to a max of 2400mm.
- For wider runs two pieces can be made up to 2400mm each and joined with a Keystone.



Keystone

- For covering the joins in wide runs of bridging pelmet.



PVC Edged Doors

The Aspects range of PVC edged doors are all made-to-measure on site by HPP. For kitchens, bedrooms, offices and virtually any furniture situation. They are extremely tough, hard wearing and durable. The Aspects PVC Edged Doors Range is split into 2 main collections to help you find the right product to suit your customer's needs, given the right care these doors will give many years of trouble-free use.

Aspects Acrylic includes all of our acrylic décors, creating premium high gloss door components that are all made-to-measure to custom sizes at no extra cost in a quick lead time.

Aspects Optima is an evolving collection which includes every one of our hundreds of 18mm MFCs. Powered by our online optimiser, users can input component sizes and it will create an instant price. Pricing is based on the number of sheets and amount of edging used for each order, providing optimal results and minimum waste every time. Users can also benefit from the custom label option, where each separate component can be given its own reference, making it easier to identify each item on site. It even creates a visual representation of the full sheet of the chosen design to help users get the most for their money.

Both ranges include a custom hinge hole drilling service making Aspects a truly comprehensive and bespoke range. Aspects Doors are supported by a range of marketing products such as sample door sets, sample door bags, unbranded literature and high-quality room set images.





Aspects

Acrylic	386
Optima.....	388
Egger Optima	394



Aspects Acrylic



Aspects Acrylic incorporates our premium high gloss door components. Finished with acrylic, these door components not only boast a supreme gloss level but also superior levels of scratch resistance. The pre-eminent choice, high gloss furniture doors don't get any better than this.



Anthracite Acrylic Gloss



Black Acrylic Gloss




Blue Metallic Acrylic Gloss




Dark Grey Acrylic Gloss


Aspects Acrylic




Anthracite - Acrylic Gloss
Matching or 3D Edging



Beige Metallic - Acrylic Gloss
Matching or 3D Edging




Black - Acrylic Gloss (Top-X)
Matching or 3D Edging




Blue Metallic - Acrylic Gloss
Matching or 3D Edging



Cappuccino - Acrylic Gloss
Matching or 3D Edging




Cashmere - Acrylic Gloss
Matching or 3D Edging




Cream - Acrylic Gloss
Matching or 3D Edging




Dark Grey - Acrylic Gloss
Matching or 3D Edging



Frost White - Acrylic Gloss
Matching or 3D Edging



Khaki - Acrylic Gloss
Matching or 3D Edging




Light Grey - Acrylic Gloss
Matching or 3D Edging




Mirror - Acrylic Gloss
Matching Edging




Smoke Grey - Acrylic Gloss
Matching or 3D Edging



Stone Grey - Acrylic Gloss
Matching or 3D Edging



White - Acrylic Gloss
Matching or 3D Edging



White - Acrylic Gloss (Top-X)
Matching or 3D Edging

Aspects Acrylic doors are available made-to-measure in all of these décors.
Visit www.hpponline.co.uk/aspects for details of any new additions to the range.

Aspects Egger Optima




The Egger Optima Furniture Door Collection - A Décor Collection Chosen Specifically for Frontages.

Introducing a complete collection of Egger décors perfectly suited for furniture doors, drawer fronts and frontages. Combine solid, neutral colours with grey woods or blend light and dark wood décors to create the perfect look for any living space.




Egger Optima Key Features


- A collection of carefully selected Egger décors.
- Available as made-to-measure components.
- Dark, light, mid-tone & grey woodgrain décors.
- Solid and textured colour décors.
- Matching Gloss and Matt PerfectSense décors.
- Suitable for all interior applications.
- Available for delivery nationwide.
- Matching & Accent edgings.



Accent Edging Linear Black



Accent Edging Multiplex Black



Accent Edging Trio Halifax Oak

Aspects Egger Optima

The Egger Optima builder makes quoting instant and ordering simple. Choose any of the décors and a matching or accented edging tape, input your component sizes and our optimiser will give you an instant price. It will even show you a visual representation of the full sheet you are using to help you get the most for your money.



PVC Edged Door Builder

[Return to quotes](#)

Quote ID: 23672 Optimisation Status: Quote Ready

Your Sheets

Sheet No	Sheet Code	Sheet Description	Show / Hide Sheet
1	H1180ST3718	Egger 18mm Natural Halifax Oak MFC 2800 x 2070mm	Show / Hide Sheet

Visual representation of the full sheet layout showing various components and their dimensions:

- 13 TV Sides: 438 x 547
- 6 Elec Door: 686 x 680
- 16: 700 x 498
- 16: 700 x 498
- 3: 474 x 412
- 2: 236 x 496
- 10: 360 x 290
- 4: 360 x 290
- 14 Elec Left: 750 x 260
- 13 TV Sides: 438 x 547
- 1 TV Top: 438 x 950
- 8: 360 x 290
- 15 Shoe Sides: 360 x 290
- 15 Shoe Sides: 360 x 290

Egger Optima Door Builder Key Features

- A range of specific Egger décors suited to frontages.
- Matching or accented edging available for each décor.
- Jobs optimised and priced in real-time.
- Component labelling option for easy identification.
- Save and modify multiple quotes before ordering.
- Available to all HPP online account holders.



H3176 ST37 Pewter Halifax Oak, H1180 ST37 Natural Halifax Oak & H3170 ST12 Natural Kendal Oak


Aspects Egger Optima

Solid Colours




Cashmere Grey Dust Grey Light Grey Onyx Grey Pebble Grey Taupe Grey

Texture Meets Colour



Dust Grey Indigo Blue Light Grey Taupe Grey

Light Woods



Cascada Pine Halifax Oak Sand Grey Glazed Halifax Oak


Mid Tone Woods




Kaisersberg Oak Kendal Oak Natural Halifax Oak

Aspects Egger Optima


PerfectSense



Alpine White
- Gloss




Cashmere Grey
- Gloss & Matt



Dust Grey
- Gloss & Matt




Graphite Grey
- Matt




Light Grey
- Gloss & Matt


Grey Woods



Beige Grey Lorenzo Oak




Grey Vicenza Oak




Whiteriver Oak


Dark Woods



Lincoln Walnut



Pewter Halifax Oak




Truffle Brown Branson Robinia


Materials



Anthracite Metal Fabric



Light Grey Chicago Concrete



Silver Grey Metal Slate

Aspects Egger Optima doors are available made-to-measure in all of these décors.
Visit www.hpponline.co.uk/egger-optima for details of any new additions to the range.

Aspects Egger Optima



H3158 ST19 Grey Vincenza Oak



H1180 ST37 Halifax Oak



H3176 ST37 Pewter Halifax Oak



U750 ST9 Taupe Grey & U599 ST19 Indigo Blue



U732 Dust Grey - Matt

Aspects Egger Optima



U961 Graphite Grey - Matt



F628 ST16 Silver Grey Metal Slate



H3176 ST37 Pewter Halifax Oak



F186 ST9 Light Grey Chicago Concrete
& H1253 ST19 Truffle Brown Branson Robinia



Aspects Optima is an evolving collection which includes every one of our hundreds of 18mm MFCs. Powered by our online optimiser, users can input component sizes and it will create an instant price. Pricing is based on the number of sheets and amount of edging used for each order, providing optimal results and minimum waste every time. Users can also benefit from the custom label option, where each separate component can be given its own reference, making it easier to identify each item on site. It even creates a visual representation of the full sheet of the chosen design to help users get the most for their money.



Powered by our online optimiser, users can input component sizes and it will create an instant price. Pricing is based on the number of sheets and amount of edging used for each order, providing optimal results and minimum waste every time.

Material & Edging

Sheet Material

Alby Blue Grained GC 18mm / Krono

Change Material

View Material Info

Edging Tape

Alby Blue Grained GC / GC Grained -

Change Edging

View Edging Info

☒ 0.8-2.0mm ABS

☐ 0.4mm Melamine & ABS

HPP recommends using 0.8mm or thicker ABS edging tape for door components.

☐ Send my offcuts

Note: Offcuts will be sent with a maximum height of 650mm.

Component Entry

Component

Door / Drawer

Grain Direction

☒ Vertical ☐ Horizontal

Drilling

2

☐ Standard Drilling

The Recommended option will automatically adjust the number of hinge holes with the length of the drilling side.

☒ Left ☐ Right ☐ Top

Note: Drilling is removed when drilling side is less than 250mm.

Component Limits: Height: 100mm-2750mm, Width: 100mm-1196mm.

Height	Width	Qty	Drill 1	Drill 2	Drill 3	Drill 4	
<input type="text"/>	<input type="text"/>	<input type="text"/>	<input type="text"/>	<input type="text"/>	<input type="text"/>	<input type="text"/>	<input type="button" value="Add"/>

Your Components

	Qty	Type	Height	Width	Drilled	Description (Expand All / Shrink All)
⊗	1	Door / Drawer Set Custom Label	715	596	L/2	Click to expand description. Material: 115994GC1R (Alby Blue Grained GC 18mm / Kronospan).

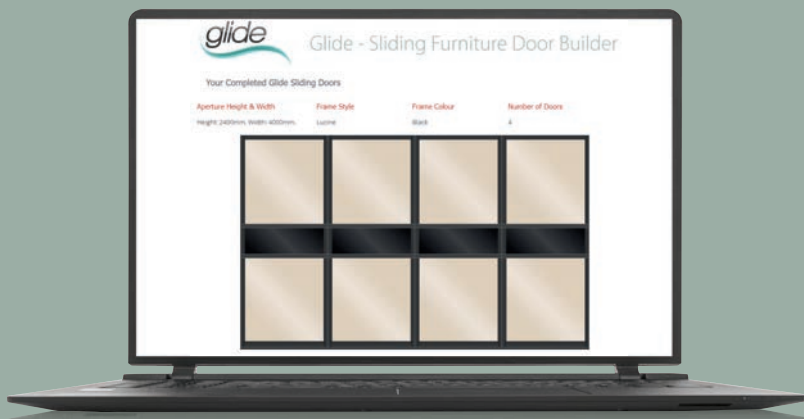




Glide Quote

Logged in online account holders can use our Glide Quotation Tool to create images of different door configurations and client quotations.

- Create an image of any configuration
- Configure pricing options, including showing no price or include a fixed % mark-up
- Easily save as PDFs to send to clients or include on quotes



Glide

Glide Sliding Doors 398





glide

Countless Décors, infinite Combinations

With the Glide sliding door range incorporating a huge number of décors, 3 frame colour options, 3 frame profiles & multiple door panel configurations, the possibilities are endless.



Key Features:

- Made-to-measure
- Over 200 décors across 6 materials
- High quality aluminium frames & tracks in a choice of 3 colours
- Choice of 3 frame profiles
- Multiple door panelling options
- Integrated soft close on every door



Over 200 Décors to choose from:

Glass




Black



Bronze Mirror



Cashmere




Chalk Grey Satin Matt



Dakar



Light Beige




Light Brown



Mirror



Pure White



Pure White Satin Matt



Rich Aluminium



Silver Grey Mirror



Soft White



Stone Grey



Storm Grey



Storm Grey Satin Matt



Starlight Black

Visit our online ordering system to quickly design Glide sliding doors and for details of new additions to the décor range -

www.hpponline.co.uk/glide-sliding-door-builder

Sheet Material

Glide doors can be ordered with panels containing ANY of our current range of 18 / 19mm full sheet material. That's well over 200 décors comprising both acrylics and melamine faced chipboard. This includes colours such as the popular Kronospan Mirror Gloss collection, Senoplast Acrylic and the entire Egger Decorative Collection. Regular additions ensure that the latest trends are always catered for.

View our full sheet range from page 406

Vinyl Wrapped

Glide doors are also available with panels made from any colour available in the Aspire vinyl wrapped door range.

Colours and materials can be mixed and matched across panels and doors.

View the Aspire décors from page 364



High Quality Materials & Build

All components used to produce Glide sliding doors are of the highest quality and made of aluminium rather than steel, resulting in a high-end sliding furniture door system. The integrated soft close on all Glide doors gives that final touch of luxury.



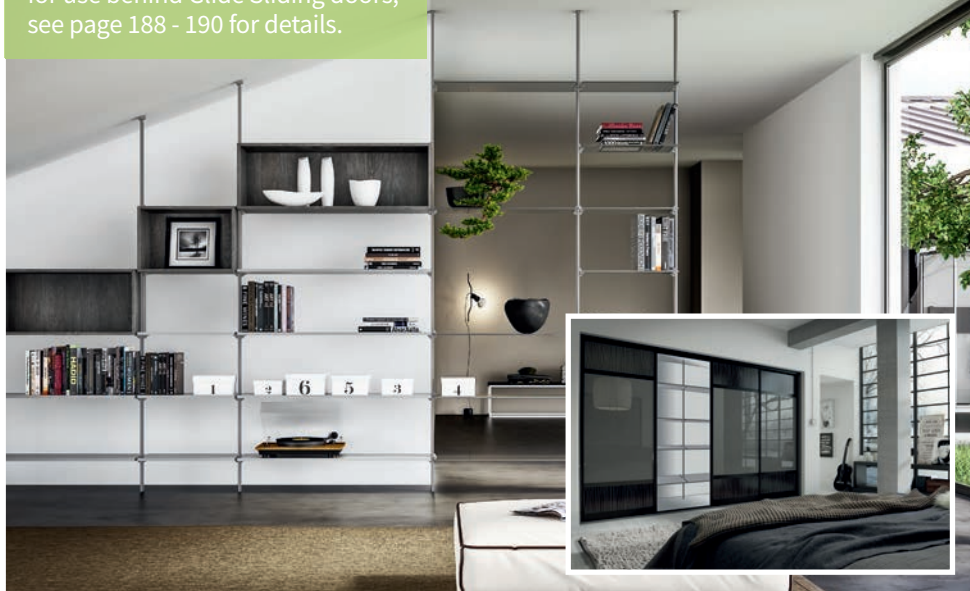
All 3 profiles are available in all 3 colours.

Aluminium

Brushed Pearl

Black

The Slim Storage System is ideal for use behind Glide Sliding doors, see page 188 - 190 for details.



Panel Configurations Include:



Triple Panel



Large Centre Triple Panel



Small Centre Triple Panel



Single Panel



Single Panel with 3 Cross Strips



Single Panel with 4 Cross Strips

Visit www.hpponline.co.uk/glide for installation video and downloadable fitting instructions.

Glide Quote Tool

HPP online account holders can use our exclusive Glide Quote Tool to generate quotes and demonstrate different designs to their customers.

- Accessible from the My Account dashboard.
- Unbranded as HPP.
- Choose from a range of pricing options including no price and a margin of your choice.
- Save multiple designs in one session.
- Easily print designs to paper or PDF.




Generate Glide Quotes



Glide - Sliding Furniture Door Builder

Your Completed Glide Sliding Doors

Aperture Height & Width	Frame Style	Frame Colour	Number of Doors
Height: 2400mm, Width: 4000mm	Lucerne	Black	4

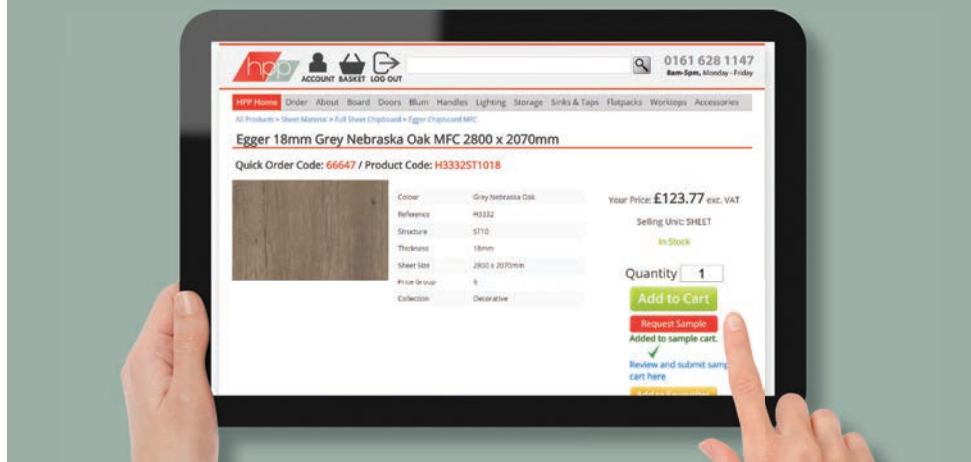




Décor Sample Service

Logged in HPP Online account holders can request physical samples of most décors from; Decorative Panels, Kronospan, Egger & Pfleiderer using our online sample service.

- Samples are free and can be sent nationwide
- Samples vary by manufacturer/material and are detailed in the sample service checkout
- Samples can easily be ordered by visiting the individual product page of any décor



Board & Accessories

Cut & Edged MFC	404	ABS Edging Tape	424
Full Sheet MFC	406	Mouldings	438
Full Sheet MDF	416	Peel & Stick Vinyl	442
Melamine Edging Tape	420		



Cut and Edged MFC

18mm Cut and Edged MFC

All boards are edged 2 long.

All boards are edged 2 long.			Code							
Colour	Manufacturer	Reference	Length	90 mm	160 mm	300 mm	500 mm	570 mm	610 mm	1000 mm
Mirror	Decorative Panels	CF02	3050mm	78960						
Alabaster White	Egger	U104ST9	2800mm	70331	69456	53170	46688	60490	14801	84489
Alabaster (White) High Gloss	Egger	U104ST30	2800mm	11976					89843	
Alpine White	Egger	W1100 ST9	2800mm	00213	35394	85657	17157	71285	91545	
Black Havana Pine	Egger	H3081ST22	2800mm	19514	69980	35292	45506	72601	44315	
Black	Egger	U999ST2	2800mm	08470						
Brown Grey Avola	Egger	H1484ST22	2800mm	16548	88976	67443	25272	18863	46553	
Cashmere	Kronospan	U5981	2800mm	54440	16287	92704	93491	58080	47831	
Cashmere Grained	Kronospan	U5981 GC	2800mm	40547	23460	05083	34072	63582	40834	
Dakar	Egger	U717ST918	2800mm	85830	72443	75071	06693	31275	24192	
Dust Grey	Egger	U732ST9	2800mm	44170	60177	65549	07899	22311	29598	05037
Dust Grey Grained	Egger	U732 ST12	2800mm	63138	73841	50549	12606	33660	28929	
Ellmau Beech	Egger	H1582ST15	2800mm	66876	88945	25844	84260	26977	31391	74074
Fjord Green	Egger	U636ST9	2800mm	87100	84005	05194	06183	02872	06954	
French Walnut	Kronospan	D726BS	2800mm	35595	21774	70535	95948	03979	23847	19002
Graphite Grey	Egger	U961ST2	2800mm	73013	97380	59249	42653	85991	20323	
Iconic Beech	Pfleiderer	R5838	2655mm	22384	30575	19048	20467	34871	15708	
Indigo Blue	Egger	U599ST9	2800mm	97822	66799	92817	99935	99630	71727	
Ivory	Kronospan	U514PE	2800mm	41603	60901	80220	27390	32618	67855	90185
Lancaster Oak	Egger	H3368ST9	2800mm	60143	72615	06357	09246	27804	01126	
Light Sorano Oak	Egger	H1334ST9	2800mm	09053	83187	63704	45593	78664	56483	
Light Grey	Egger	U708ST9	2800mm	28700	07517	38439	43893	54953	27594	64245
Light Grey Grained	Kronospan	U112 GC	2800mm	82206	21308	41003	15918	21552	98409	
Lissa Oak	Kronospan	D8925BS	2800mm	14120	90919	81923	48361	36755	53860	58798
Magnolia Textured	Kronospan	U515BF	2800mm	71427	16404	16038	19864	39155	39721	73912
Montana Oak	Egger	H1342ST12	2800mm	10067	72215	27742	80105	86336	57001	
Mussel	Egger	U100ST9	2800mm	09852	48583	39493	53374	54142	88469	
Natural White Ash	Egger	W980ST12	2800mm	95744	99440	41845	37018	27102	64825	
Onyx Grey	Egger	U960ST9	2800mm	00574	50115	61551	44466	15960	42238	

Cut and Edged MFC

All boards are edged 2 long.

Code										
Colour	Manufacturer	Reference	Length	90 mm	160 mm	300 mm	500 mm	570 mm	610 mm	1000 mm
Opera Walnut	Kronospan	D481BS	2800mm	60905	35797	28753	89564	57875	02546	86300
Pale Cream	Kronospan	U564PE	2800mm	57547	48963	68982	46177	30415	62889	
Porcelain White	Egger	W1200ST9	2800mm	50105	10132	45748	50401	92342	38103	
Premium White	Egger	W1000 ST9	2800mm	08686	11563	38663	14747	95863	67817	
Sand Beige	Egger	U156ST9	2800mm	29722	07606	73497	62048	54893	63898	
Shorewood	Egger	H3090ST22	2800mm	75624	68002	07680	73386	53904	53955	08627
Silver Grey	Egger	U765ST9	2800mm	13475	29892	98558	08468	27198	01216	
Sonoma Oak - Grey Bardolino Oak	Egger	H1146ST10	2800mm	75860	27625	17820	27561	73352	42499	19677
Stone Grey	Kronospan	K096	2800mm	11650	62366	86793	10835	83282	05142	
Taupe Grey	Egger	U750ST9	2800mm	84328	74850	61528	67133	72485	41661	
White Avola Pine	Egger	H1474ST22	2800mm	45332	52872	96552	03566	36376	33817	
White Grey	Egger	U775ST9	2800mm	06424	88130	25743	93135	00305	36791	
White Havana Pine	Egger	H3078ST22	2800mm	79046	15316	99323	19893	17390	45173	26242
White High Gloss	Egger	W1000ST30	2800mm		78225				10564	
White Textured	Kronospan	K101PE	2800mm	68711	86547	17171	58647	98663	82530	29791
Winchester Oak	Kronospan	D9277W	2800mm	76300	84611	05072	23155	70735	52682	73447

15mm Cut and Edged MFC

All boards are edged 2 long.

Code													
Colour	Manufacturer	Reference	Length	3 Inch	6 Inch	9 inch	12 inch	15 inch	18 inch	21 inch	24 inch	30 inch	39 inch 48 inch
White Smooth	Kronospan	K101SM	2800mm	16951	79933	98307	03829	74200	14586	06813	77162	36803	23294 93350

6ft & 8ft 15mm Cut & Edged

All boards are edged 2 long.

Code													
Colour	Manufacturer	Reference	Length	3 Inch	6 Inch	9 inch	12 inch	15 inch	18 inch	21 inch	24 inch	30 inch	39 inch 48 inch
White Smooth	Kronospan	K101	1830mm (6ft)	54998	12910	09718	78622	42614	83712	63972	65465		
White Smooth	Kronospan	K101	2440mm (8ft)	95502	84991	59143	23367	45488	31825	22493	57624		69131

16mm Thick Cut and Edged

Our 16mm thick pre-cut and edged MFC is U112 Light Grey to match Antaro on one side and U162 Graphite Grey to match Legrabox on the other. Edged one long in Light Grey and one long in Graphite Grey.

Code	Colour	Supplier	Reference	Length	Width
91534	Light Grey / Graphite Grey	Kronospan	U112-U162PE	2800mm	660mm

Visit www.hpponline.co.uk for details of the latest additions to the range and images of every colour.

Full Sheets & Accessories

Kronospan Chipboard

The Kronospan melamine range offers a multitude of inspiring contemporary and traditional decors. Kronospan MFC can be used in many applications including furniture, shopfitting, kitchens, bedrooms, hotels, caravans and many more.

Code	Colour	Reference	Structure	Thickness	Sheet Size
67620	Alby Blue	U5994	BS	18mm	2800 x 2070mm
74835	Anthracite	U164	PE	18mm	2800 x 2070mm
39205	Carbon Marine Wood	K016	PW	18mm	2800 x 2070mm
25621	Cashmere	U5981	BS	18mm	2800 x 2070mm
72669	Charcoal Flow	K353	RT	18mm	2800 x 2070mm
27609	Clay Grey	K096	SU	18mm	2800 x 2070mm
12644	Coast Evoke Oak	K365	PW	18mm	2800 x 2070mm
05588	Cobalt Grey	U6299	BS	18mm	2800 x 2070mm
47560	Cognac Costello Oak	K359	PW	18mm	2800 x 2070mm
50516	Colonial Grange Oak	K354	PW	18mm	2800 x 2070mm
96951	Concrete Flow	K350	RT	18mm	2800 x 2070mm
65936	Creme	U7031	BS	18mm	2800 x 2070mm
00621	Crossline Latte	D8361	SN	18mm	2800 x 2070mm
73556	Dark Artwood	K084	SN	18mm	2800 x 2070mm
67300	Dark Atelier	D4299	NT	18mm	2800 x 2070mm
20403	Espresso Harbor Oak	K362	PW	18mm	2800 x 2070mm
18048	Fabric Ash	D6615	SN	18mm	2800 x 2070mm
60280	Fossil Evoke Oak	K366	PW	18mm	2800 x 2070mm
27189	French Walnut	D726	BS	18mm	2800 x 2070mm
90781	Gold Harbor Oak	K361	PW	18mm	2800 x 2070mm
47180	Graphite Grey	U162	PE	8mm	2800 x 2070mm
59981	Graphite Grey	U162	PE	18mm	2800 x 2070mm
98422	Grey Clubhouse Oak	K079	PW	18mm	2800 x 2070mm
04784	Grey Nordic Wood	K089	PW	18mm	2800 x 2070mm
32428	Griege Castello Oak	K357	PW	18mm	2800 x 2070mm
63941	Honey Castello Oak	K358	PW	18mm	2800 x 2070mm
80446	Iron Flow	K352	RT	18mm	2800 x 2070mm
40840	Ivory	U514	PE	8mm	2800 x 2070mm
19961	Ivory	U514	PE	15mm	2800 x 2070mm
15295	Ivory	U514	PE	18mm	2800 x 2070mm
18116	Kronospan	D481	BS	8mm	2800 x 2070mm
53879	Light Artwood	K083	SN	18mm	2800 x 2070mm
26787	Light Atelier	D4298	SU	18mm	2800 x 2070mm
53668	Light Grey	U112	PE	18mm	2800 x 2070mm
39678	Light Grey / Graphite Grey	U112-U162	PE	16mm	2800 x 2070mm
53116	Light Rockford Hickory	K085	PW	18mm	2800 x 2070mm
77635	Lissa Oak	D8925	BS	8mm	2620 x 2070mm
52092	Lissa Oak	D8925	BS	15mm	2800 x 2070mm
33254	Lissa Oak	D8925	BS	18mm	2800 x 2070mm
97629	Magnolia	U515	PE	18mm	2800 x 2070mm
01048	Mussel	U5982	BS	18mm	2800 x 2070mm
91646	Natural Aurora Elm	K363	PW	18mm	2800 x 2070mm
22560	Natural Maple	D375	PR	18mm	2800 x 2070mm
88183	Natural Rockford Hickory	K086	PW	18mm	2800 x 2070mm
63020	Odessa Oak	D6540	SU	18mm	2800 x 2070mm
46676	Opera Walnut	D481	BS	15mm	2800 x 2070mm
17978	Opera Walnut	D481	BS	18mm	2800 x 2070mm
90071	Oyster Urban Oak	K005	PW	18mm	2800 x 2070mm

Full Sheets & Accessories




Code	Colour	Reference	Structure	Thickness	Sheet Size
80960	Pale Cream	U564	PE	18mm	2800 x 2070mm
01552	Platinum Grange Oak	K355	PW	18mm	2800 x 2070mm
05943	Rusty Flow	K351	RT	18mm	2800 x 2070mm
25060	Sand Grange Oak	K356	PW	18mm	2800 x 2070mm
19065	Satin / Champagne	U7045	SU	18mm	2800 x 2070mm
83807	Satin Coastland Oak	K081	PW	18mm	2800 x 2070mm
09395	Silk Flow	K349	RT	18mm	2800 x 2070mm
08226	Silver Liberty Elm	K019	PW	18mm	2800 x 2070mm
73245	Smoked Liberty Elm	K018	PW	18mm	2800 x 2070mm
86364	Sonoma Oak	D8197	SN	18mm	2800 x 2070mm
37571	Stone Aurora Elm	K364	PW	18mm	2800 x 2070mm
88346	Swiss Elm Light	D6596	SU	18mm	2800 x 2070mm
58780	Trojan Oak	D6672	SN	18mm	2800 x 2070mm
06514	Vintage Harbor Oak	K360	PW	18mm	2800 x 2070mm
62499	Westminster Oak	D9277	WG	18mm	2800 x 2070mm
83483	White	K101	SM	15mm	1866 x 2070mm
31231	White	K101	SM	15mm	2440 x 2070mm
97690	White	K101	SM	15mm	2800 x 2070mm
97213	White	K101	SM	18mm	2800 x 2070mm
55001	White (Textured)	K101	PE	8mm	2620 x 2070mm
66953	White (Textured)	K101	PE	15mm	2800 x 2070mm
33127	White (Textured)	K101	PE	18mm	2800 x 2070mm
26493	White / Magnolia	K101-U515	PE	8mm	2620 x 2070mm
81387	White Coastland Oak	K080	PW	18mm	2800 x 2070mm
08528	White Loft Pine	K010	SN	18mm	2800 x 2070mm
50757	White Nordic Wood	K088	PW	18mm	2800 x 2070mm
64382	White North Wood	D8508	SN	18mm	2800 x 2070mm
59158	Windsor Oak	D1929	NT	18mm	2800 x 2070mm

Visit www.hpponline.co.uk for details of the latest additions to the range and images of every colour.

Order Online: www.hpponline.co.uk | 407

Full Sheets & Accessories



Kronospan Colour Woodgrain MFC

The Kronospan Colour Woodgrain range offers the look and feel of painted wood with the proven durability of melamine finished board, in a wide selection of contemporary colours on a textured wood grained surface. By blending the consistency and workability of melamine faced board with a realistic timber finish, on-trend neutral shades, plus the ever popular black, it is possible to have the look without the hassle.

Code	Colour	Reference	Structure	Thickness	Sheet Size
74589	Alby Blue Grained	U5994	GC	18mm	2800 x 2070mm
12887	Cashmere Grained	U5981	GC	18mm	2800 x 2070mm
68730	Clay Grey Grained	K096	GC	18mm	2800 x 2070mm
55479	Cobalt Grey Grained	U6299	GC	18mm	2800 x 2070mm
74129	Crema Grained	U7031	GC	18mm	2800 x 2070mm
90832	Light Grey Grained	U112	GC	18mm	2800 x 2070mm
05801	Mussel Grained	U5982	GC	18mm	2800 x 2070mm
93966	Navy Blue Grained	U8984	GC	18mm	2800 x 2070mm
12582	Slate Grey Grained	U171	GC	18mm	2800 x 2070mm
58456	White Grained	K101	GC	18mm	2800 x 2070mm

Visit www.hpponline.co.uk for details of the latest additions to the range and images of every colour.





Kronospan Mirror Gloss

Mirror Gloss is a Melamine Faced board with an unsurpassed gloss surface produced by state-of-the-art lamination technology. Mirror Gloss panels are commonly used in home & office furniture applications, luxury kitchens, bathrooms and retail spaces.

Code	Colour	Core	Reference	Structure	Thickness	Sheet Size
79011	Anthracite	MDF	U164	MG	18mm	2800 x 2050mm
37151	Black	MDF	U190	MG	18mm	2800 x 2050mm
14887	Brilliant White	MDF	U8681	MG	18mm	2800 x 2050mm
03865	Cashmere	MDF	U5981	MG	18mm	2800 x 2050mm
03263	Cobalt Grey	MDF	U6299	MG	18mm	2800 x 2050mm
02715	Cool Grey	MDF	U191	MG	18mm	2800 x 2050mm
17093	Ivory	MDF	U514	MG	18mm	2800 x 2050mm
04264	Satin	MDF	U7045	MG	18mm	2800 x 2050mm
90734	Slate Grey	MDF	U171	MG	18mm	2800 x 2050mm
90703	Snow White	MDF	U8685	MG	18mm	2800 x 2050mm

Full Sheets & Accessories



Kronospan Pure Wood

Pure Wood (PW) from Kronospan: a range of stunningly realistic timber effects with a semi-matt finish that looks uncannily like a lightly polished veneer, but with all the manufacturing benefits of Melamine Faced Boards; strength, reliability, easy to work and a totally consistent performance.

Code	Colour	Reference	Structure	Thickness	Sheet Size
39205	Carbon Marine Wood	K016	PW	18mm	2800 x 2070mm
98422	Grey Clubhouse Oak	K079	PW	18mm	2800 x 2070mm
04784	Grey Nordic Wood	K089	PW	18mm	2800 x 2070mm
53116	Light Rockford Hickory	K085	PW	18mm	2800 x 2070mm
88183	Natural Rockford Hickory	K086	PW	18mm	2800 x 2070mm
90071	Oyster Urban Oak	K005	PW	18mm	2800 x 2070mm
83807	Satin Coastland Oak	K081	PW	18mm	2800 x 2070mm
08226	Silver Liberty Elm	K019	PW	18mm	2800 x 2070mm
73245	Smoked Liberty Elm	K018	PW	18mm	2800 x 2070mm
81387	White Coastland Oak	K080	PW	18mm	2800 x 2070mm
50757	White Nordic Wood	K088	PW	18mm	2800 x 2070mm

Kronospan Trends

Taking inspiration from four distinctive chosen cities - Barcelona, Milan, Moscow and Warsaw - Kronospan present Trends 20-21, a range of décors that reflect a distillation of urban life, aesthetics and spirit. The characterful dynamic of each city informs each décor vibe - in colour, texture and intensity. These inspirations come from streets, spaces, architecture and people. They come from the new, the old, the cultural diversity, the contrasts and contradictions, realities and myths of each location.



Code	Colour	Reference	Structure	Thickness	Sheet Size
72669	Charcoal Flow	K353	RT	18mm	2800 x 2070mm
12644	Coast Evoke Oak	K365	PW	18mm	2800 x 2070mm
47560	Cognac Costello Oak	K359	PW	18mm	2800 x 2070mm
50516	Colonial Grange Oak	K354	PW	18mm	2800 x 2070mm
96951	Concrete Flow	K350	RT	18mm	2800 x 2070mm
20403	Espresso Harbor Oak	K362	PW	18mm	2800 x 2070mm
60280	Fossil Evoke Oak	K366	PW	18mm	2800 x 2070mm
90781	Gold Harbor Oak	K361	PW	18mm	2800 x 2070mm
32428	Griege Castello Oak	K357	PW	18mm	2800 x 2070mm
63941	Honey Castello Oak	K358	PW	18mm	2800 x 2070mm
80446	Iron Flow	K352	RT	18mm	2800 x 2070mm
91646	Natural Aurora Elm	K363	PW	18mm	2800 x 2070mm
01552	Platinum Grange Oak	K355	PW	18mm	2800 x 2070mm
05943	Rusty Flow	K351	RT	18mm	2800 x 2070mm
25060	Sand Grange Oak	K356	PW	18mm	2800 x 2070mm
09395	Silk Flow	K349	RT	18mm	2800 x 2070mm
37571	Stone Aurora Elm	K364	PW	18mm	2800 x 2070mm
06514	Vintage Harbor Oak	K360	PW	18mm	2800 x 2070mm

Full Sheets & Accessories



E EGGER Chipboard MFC

One of the leading wood based panel producers in Europe, Egger have manufacturing plants worldwide and operate globally. Investing in the most advanced technology available helps maintain their position at the forefront of the market ensuring they deliver high quality products every time. Eurodekor melamine faced chipboard is available in a large variety of décors.

Code	Colour	Reference	Structure	Thickness	Sheet Size
92723	Alabaster White	U104	ST9	8mm	2800 x 2070mm
17653	Alabaster White	U104	ST9	18mm	2800 x 2070mm
20913	Alabaster White Gloss	U104	ST30	18mm	2800 x 2070mm
79380	Alabaster White Grained	U104	ST12	18mm	2800 x 2070mm
76499	Alpine White	W1100	ST9	8mm	2800 x 2070mm
82488	Alpine White	W1100	ST9	18mm	2800 x 2070mm
35146	Alpine White Gloss	W1100	ST30	18mm	2800 x 2070mm
19581	Aluminium	F509	ST2	18mm	2800 x 2070mm
51893	Anthracite Finesline Metallic	H3190	ST19	18mm	2800 x 2070mm
78302	Anthracite Linen	F433	ST10	18mm	2800 x 2070mm
16966	Anthracite Metal Fabric	F461	ST10	18mm	2800 x 2070mm
80545	Anthracite Metal Rock	F121	ST87	18mm	2800 x 2070mm
74733	Bavarian Beech	H1511	ST15	18mm	2800 x 2070mm
60885	Beige Grey Lorenzo Oak	H3146	ST19	18mm	2800 x 2070mm
45862	Beige Textile	F416	ST10	18mm	2800 x 2070mm
22220	Black	U999	ST2	8mm	2800 x 2070mm
93250	Black	U999	ST2	18mm	2800 x 2070mm
38223	Black Gold Metal Slate	F629	ST16	18mm	2800 x 2070mm
98957	Black Grained	U999	ST19	18mm	2800 x 2070mm
16280	Black Havana Pine	H3081	ST22	8mm	2800 x 2070mm
34458	Black Havana Pine	H3081	ST22	15mm	2800 x 2070mm
85721	Black Havana Pine	H3081	ST22	18mm	2800 x 2070mm
82064	Black/Brown Sorano Oak	H1137	ST12	18mm	2800 x 2070mm
66009	Boston Concrete	F283	ST22	18mm	2800 x 2070mm
59296	Brown Grey Avola	H1484	ST22	8mm	2800 x 2070mm
21817	Brown Grey Avola	H1484	ST22	18mm	2800 x 2070mm
51567	Brown Grey Lacquered Pine	H3422	ST19	18mm	2800 x 2070mm
26775	Brown Halifax Oak	H3180	ST37	18mm	2800 x 2070mm
47572	Brown Orleans Oak	H1379	ST36	18mm	2800 x 2070mm
82892	Brushed Aluminium	F501	ST2	18mm	2800 x 2070mm
52165	Brushed Aluminium	F501	ST2	15mm	2800 x 2070mm
46982	Carbon Grey	U968	ST9	18mm	2800 x 2070mm
36827	Cascina Pine	H1401	ST22	18mm	2800 x 2070mm
57851	Cashmere Grained	U702	ST27	8mm	2800 x 2070mm
10998	Cashmere Grained	U702	ST12	18mm	2800 x 2070mm
07700	Cashmere Grey	U702	ST9	8mm	2800 x 2070mm
50894	Cashmere Grey	U702	ST9	18mm	2800 x 2070mm
45671	Cashmere Grey Gloss	U702	ST30	18mm	2800 x 2070mm
25676	China Red	U321	ST9	18mm	2800 x 2070mm
93999	Chromix Anthracite	F641	ST16	18mm	2800 x 2070mm

Full Sheets & Accessories

Code	Colour	Reference	Structure	Thickness	Sheet Size
87463	Chromix Silver	F638	ST16	18mm	2800 x 2070mm
02551	Coco Bolo	H3012	ST22	18mm	2800 x 2070mm
52044	Cosmos Grey	U899	ST9	18mm	2800 x 2070mm
83625	Crema Beige	U222	ST9	18mm	2800 x 2070mm
66676	Crema Beige Gloss	U222	ST30	18mm	2800 x 2070mm
08283	Dakar Grey	U717	ST9	18mm	2800 x 2070mm
24017	Dakar Grey Grained	U717	ST12	18mm	2800 x 2070mm
60884	Dark Brown Garrone Oak	H1186	ST37	18mm	2800 x 2070mm
76876	Dark Grey Chicago Concrete	F187	ST9	18mm	2800 x 2070mm
32570	Denim	U540	ST9	18mm	2800 x 2070mm
82078	Diamond Grey	U963	ST15	16mm	2800 x 2070mm
24244	Diamond Grey	U963	ST9	18mm	2800 x 2070mm
17760	Dust Grey	U732	ST9	8mm	2800 x 2070mm
13238	Dust Grey	U732	ST9	18mm	2800 x 2070mm
09607	Dust Grey Gloss	U732	ST30	18mm	2800 x 2070mm
53321	Dust Grey Grained	U732	ST19	18mm	2800 x 2070mm
97500	Dust Grey Grained	U732	ST12	18mm	2800 x 2070mm
30252	Ellmau Beech	H1582	ST15	8mm	2800 x 2070mm
69069	Ellmau Beech	H1582	ST15	15mm	2800 x 2070mm
63053	Ellmau Beech	H1582	ST15	18mm	2800 x 2070mm
84720	Fir Green	U699	ST9	18mm	2800 x 2070mm
33155	Fjord Green	U636	ST9	18mm	2800 x 2070mm
04267	Fjord Green Grained	U636	ST12	18mm	2800 x 2070mm
38314	Glacier White	W1300	ST9	18mm	2800 x 2070mm
09014	Graphite / Light Grey	U961-U708	ST2	16mm	2800 x 2070mm
79328	Graphite Denver Oak	H1387	ST10	18mm	2800 x 2070mm
86635	Graphite Fleetwood	H3452	ST36	18mm	2800 x 2070mm
86819	Graphite Gloss	U961	ST30	18mm	2800 x 2070mm
99143	Graphite Grey	U961	ST2	8mm	2800 x 2070mm
58900	Graphite Grey	U961	ST2	18mm	2800 x 2070mm
23710	Graphite Grey Grained	U961	ST19	18mm	2800 x 2070mm
73731	Graphite Grey Grained	U961	ST12	18mm	2800 x 2070mm
56923	Graphitewood	H1123	ST22	18mm	2800 x 2070mm
66427	Grey Bardolino Oak	H1146	ST10	8mm	2800 x 2070mm
43925	Grey Bardolino Oak	H1146	ST10	15mm	2800 x 2070mm
97118	Grey Bardolino Oak	H1146	ST10	18mm	2800 x 2070mm
81079	Grey Beige Rift Oak	H1371	ST19	18mm	2800 x 2070mm
45591	Grey Brown Whiteriver Oak	H1313	ST10	18mm	2800 x 2070mm
66647	Grey Nebraska Oak	H3332	ST10	18mm	2800 x 2070mm
96019	Grey Santa Fe Oak	H1331	ST10	18mm	2800 x 2070mm
22990	Grey Textile	F417	ST10	18mm	2800 x 2070mm
01036	Grey Vicenza Oak	H3158	ST19	18mm	2800 x 2070mm
70197	Indigo Blue	U599	ST9	18mm	2800 x 2070mm
64066	Indigo Blue Grained	U599	ST12	18mm	2800 x 2070mm
79035	Indigo Blue Grained	U599	ST19	18mm	2800 x 2070mm
97554	Kaisersberg Oak	H3349	ST19	18mm	2800 x 2070mm
37520	Lakeland Acacia	H1277	ST9	15mm	2800 x 2070mm
15270	Lava	U741	ST9	18mm	2800 x 2070mm
99462	Light Cefalu Concrete	F823	ST10	18mm	2800 x 2070mm
70702	Light Concrete	F274	ST9	18mm	2800 x 2070mm
52472	Light Grey	U708	ST9	8mm	2800 x 2070mm
90721	Light Grey	U708	ST9	18mm	2800 x 2070mm

Full Sheets & Accessories

Code	Colour	Reference	Structure	Thickness	Sheet Size
38651	Light Grey Chicago Concrete	F186	ST9	18mm	2800 x 2070mm
23029	Light Grey Gloss	U708	ST30	18mm	2800 x 2070mm
58419	Light Grey Grained	U708	ST12	18mm	2800 x 2070mm
42712	Light Grey Textured	U708	ST27	8mm	2800 x 2070mm
11130	Light Lakeland Acacia	H1277	ST9	18mm	2800 x 2070mm
44794	Light Sorano Oak	H1334	ST9	8mm	2800 x 2070mm
70652	Light Sorano Oak	H1334	ST9	18mm	2800 x 2070mm
64278	Light Winchester Oak	H3382	ST9	8mm	2800 x 2070mm
58276	Light Winchester Oak	H3382	ST9	18mm	2800 x 2070mm
72995	Lincoln Walnut	H1714	ST19	18mm	2800 x 2070mm
14161	Lissa Oak	H1154	ST15	18mm	2800 x 2070mm
26633	Mainau Birch	H1733	ST9	18mm	2800 x 2070mm
67006	Mali Wenge	H3058	ST22	18mm	2800 x 2070mm
24762	Maple	H1521	ST15	18mm	2800 x 2070mm
12721	Metallic Inox	F500	ST20	18mm	2800 x 2070mm
01553	Montana Oak	H1342	ST12	15mm	2800 x 2070mm
08928	Montana Oak	H1342	ST12	18mm	2800 x 2070mm
07918	Montana Oak	H1342	ST12	25mm	2800 x 2070mm
31110	Montana Oak (Helena Oak)	H1342	ST12	8mm	2800 x 2070mm
60209	Mussel	U100	ST9	8mm	2800 x 2070mm
07890	Mussel	U100	ST9	18mm	2800 x 2070mm
29828	Mussel Grained	U100	ST12	18mm	2800 x 2070mm
26748	Natural Aragon	H1372	ST22	18mm	2800 x 2070mm
20191	Natural Bardolino Oak	H1145	ST10	18mm	2800 x 2070mm
78825	Natural Carini Walnut	H3710	ST12	18mm	2800 x 2070mm
94863	Natural Davos Oak	H3131	ST12	18mm	2800 x 2070mm
90810	Natural Dijon Walnut	H3734	ST9	18mm	2800 x 2070mm
45086	Natural Hamilton Oak	H3303	ST10	18mm	2800 x 2070mm
17155	Natural Hickory	H3730	ST10	18mm	2800 x 2070mm
07815	Natural Kendal Oak	H3170	ST12	18mm	2800 x 2070mm
46786	Natural Lancaster Oak	H3368	ST9	8mm	2800 x 2070mm
55381	Natural Lancaster Oak	H3368	ST9	18mm	2800 x 2070mm
47335	Natural Mandel Maple	H3840	ST9	18mm	2800 x 2070mm
93546	Natural Nebraska Oak	H3331	ST10	18mm	2800 x 2070mm
66929	Natural Pacific Walnut	H3700	ST10	18mm	2800 x 2070mm
76307	Navarra Ash	H1250	ST36	18mm	2800 x 2070mm
44126	Oiled Kendal Oak	H3171	ST12	18mm	2800 x 2070mm
04131	Onyx Grey	U960	ST9	8mm	2800 x 2070mm
34317	Onyx Grey	U960	ST9	18mm	2800 x 2070mm
34229	Onyx Grey Grained	U960	ST12	18mm	2800 x 2070mm
93505	Onyx Grey Grained	U960	ST19	18mm	2800 x 2070mm
16342	Pasadena Pine	H1486	ST36	18mm	2800 x 2070mm
47221	Pearl Grey	U763	ST9	18mm	2800 x 2070mm
74873	Pebble Grey	U201	ST9	18mm	2800 x 2070mm
95480	Pebble Grey Grained	U201	ST12	18mm	2800 x 2070mm
01778	Pebble Grey Grained	U201	ST19	18mm	2800 x 2070mm
22068	Platinum White Grained (Natural White Ash)	W980	ST12	15mm	2800 x 2070mm
39260	Platinum White Grained (Natural White Ash)	W980	ST12	18mm	2800 x 2070mm
72174	Platinum White Grained (Natural White Ash)	W980	ST12	8mm	2800 x 2070mm
85589	Porcelain White	W1200	ST9	8mm	2800 x 2070mm

Full Sheets & Accessories

Code	Colour	Reference	Structure	Thickness	Sheet Size
95170	Porcelain White	W1200	ST9	18mm	2800 x 2070mm
41961	Porcelain White Grained	W1200	ST12	18mm	2800 x 2070mm
07987	Premium White Grained	W1000	ST12	18mm	2800 x 2070mm
46838	Premium White Grained	W1000	ST19	18mm	2800 x 2070mm
15331	Reed Green	U604	ST9	18mm	2800 x 2070mm
74515	Sage Green	U638	ST9	18mm	2800 x 2070mm
23870	Sand Beige	U156	ST9	18mm	2800 x 2070mm
35501	Sand Orleans Oak	H1377	ST36	18mm	2800 x 2070mm
11772	Shadow Black	U998	ST38	18mm	2800 x 2070mm
18074	Shorewood	H3090	ST22	18mm	2800 x 2070mm
47705	Shorewood / Natural Nebraska Oak	H3090 / H3331	ST10	8mm	2800 x 2070mm
30041	Silver Grey	U765	ST9	8mm	2800 x 2070mm
42247	Silver Grey	U765	ST9	18mm	2800 x 2070mm
03671	Silver Grey / Platinum White	U765-W980	ST9	16mm	2800 x 2070mm
74276	Silver Grey Metal Slate	F628	ST16	18mm	2800 x 2070mm
06292	Smoke Blue	U507	ST9	18mm	2800 x 2070mm
44314	Smoked Riffian Oak	H3149	ST37	18mm	2800 x 2070mm
00354	Stone Grey	U727	ST9	8mm	2800 x 2070mm
64789	Stone Grey	U727	ST9	18mm	2800 x 2070mm
95059	Stone Grey Grained	U727	ST12	18mm	2800 x 2070mm
32223	Taupe Grey	U750	ST9	18mm	2800 x 2070mm
06010	Taupe Grey Grained	U750	ST12	18mm	2800 x 2070mm
91307	Taupe Grey Grained	U750	ST19	18mm	2800 x 2070mm
47356	Tobacco Aida Walnut	H3704	ST15	8mm	2800 x 2070mm
72164	Tobacco Aida Walnut	H3704	ST15	18mm	2800 x 2070mm
54267	Tobacco Pacific Walnut	H3702	ST10	18mm	2800 x 2070mm
65691	Truffle Bardolino Oak	H1158	ST10	18mm	2800 x 2070mm
25398	Truffle Brown Branson Robinia	H1253	ST19	18mm	2800 x 2070mm
62855	Truffle Brown Davos Oak	H3133	ST12	18mm	2800 x 2070mm
57428	Truffle Brown Denver Oak	H1399	ST10	18mm	2800 x 2070mm
94109	Vanilla Yellow	U108	ST9	18mm	2800 x 2070mm
21316	Vintage Santa Fe Oak	H1330	ST10	18mm	2800 x 2070mm
59179	White Avola	H1474	ST22	8mm	2800 x 2070mm
92475	White Avola	H1474	ST22	18mm	2800 x 2070mm
20943	White Chromix	F637	ST16	18mm	2800 x 2070mm
59487	White Gloss	W1000	ST30	18mm	2800 x 2070mm
72455	White Grey	U775	ST9	18mm	2800 x 2070mm
88085	White Grey Grained	U775	ST12	18mm	2800 x 2070mm
81141	White Grey Grained	U775	ST19	18mm	2800 x 2070mm
44890	White Havana Pine	H3078	ST22	8mm	2800 x 2070mm
59311	White Havana Pine	H3078	ST22	18mm	2800 x 2070mm
34254	White Levanto Marble	F812	ST9	18mm	2800 x 2070mm
03523	White Premium	W1000	ST9	8mm	2800 x 2070mm
90129	White Premium	W1000	ST9	18mm	2800 x 2070mm
90612	White Smooth	W980	SM	18mm	2800 x 2070mm
14411	White Textured	W980	ST2	8mm	2800 x 2070mm
59873	White Textured	W980	ST2	18mm	2800 x 2070mm
91166	Whitewood	H1122	ST22	18mm	2800 x 2070mm
77982	Winchester Oak	H1381	ST12	8mm	2800 x 2070mm
13135	Winchester Oak	H1381	ST12	18mm	2800 x 2070mm

Visit www.hpponline.co.uk for details of the latest additions to the range and images of every colour.

Order Online: www.hpponline.co.uk | 413

Full Sheets & Accessories



EGGER ST27 Grained MFC

Fulfilling a growing demand for longevity and robustness within interior design, the Egger ST27 range offers these requirements, in a selection of classic and contemporary painted finishes with the hard-wearing properties you'd expect from a melamine board, such as wear and impact resistance. The natural-looking, textured grain pattern has been specifically designed for use with a palette of neutral solid colours, producing a finish reminiscent of painted timber.

Code	Colour	Reference	Structure	Thickness	Sheet Size
69392	Alabaster White Grained	U104	ST27	18mm	2800 x 2070mm
38559	Cashmere Grey Grained	U702	ST27	18mm	2800 x 2070mm
75351	Dakar Grey Grained	U717	ST27	18mm	2800 x 2070mm
45042	Fjord Green Grained	U636	ST27	18mm	2800 x 2070mm
09793	Graphite Grey Grained	U961	ST27	18mm	2800 x 2070mm
06767	Light Grey Grained	U708	ST27	18mm	2800 x 2070mm
49866	Mussel Grained	U100	ST27	18mm	2800 x 2070mm
21597	Pebble Grey Grained	U201	ST27	18mm	2800 x 2070mm
35341	Platinum White Grained	W980	ST27	18mm	2800 x 2070mm
99962	Porcelain White Grained	W1200	ST27	18mm	2800 x 2070mm
34734	Stone Grey Grained	U727	ST27	18mm	2800 x 2070mm

Full Sheets & Accessories

EGGER Feelwood

Synchronised pore technology brings Feelwood to life by matching the woodgrain features with the texture plate. From traditional brushed woodgrains with hearty knots and cracks, to softer, elegant textures, the Feelwood collection is a striking, cost effective alternative to real wood or veneer.

- ST27 Feelwood Elegance is timeless yet modern providing a light, classic naturalness.
- ST28 Feelwood Nature represents an authentic and original appearance with knots and deep brushing.
- ST29 Feelwood Ambiance has a sophisticated matt-gloss effect and would be an ideal choice for larger areas.
- ST36 Feelwood Brushed exhibits a deeply brushed but very natural, matt character that gives many different types of wood an extremely authentic feel.
- ST37 Feelwood Rift features an authentic solid wood finish, giving the cracks and knots a tactile feel.
- ST38 Feelwood Pinegrain displays a deeply brushed softwood appearance with a high value pearl effect thanks to the matt and gloss elements.

Code	Colour	Reference	Structure	Thickness	Sheet Size
48024	Anthracite Mountain Larch	H3406	ST38	18mm	2800 x 2070mm
12783	Black Glazed Halifax Oak	H3178	ST37	18mm	2800 x 2070mm
26775	Brown Halifax Oak	H3180	ST37	18mm	2800 x 2070mm
47572	Brown Orleans Oak	H1379	ST36	18mm	2800 x 2070mm
60884	Dark Brown Garrone Oak	H1186	ST37	18mm	2800 x 2070mm
86635	Graphite Fleetwood	H3452	ST36	18mm	2800 x 2070mm
36524	Grey Beige Gladstone Oak	H3326	ST28 / ST15	18mm	2800 x 2070mm
58176	Natural Anthor Oak	H3330	ST36	18mm	2800 x 2070mm
76745	Natural Halifax Oak	H1180	ST37	18mm	2800 x 2070mm
76307	Navarra Ash	H1250	ST36	18mm	2800 x 2070mm
16342	Pasadena Pine	H1486	ST36	18mm	2800 x 2070mm
24715	Pewter Halifax Oak	H3176	ST37	18mm	2800 x 2070mm
95726	Sand Gladstone Oak	H3309	ST28	18mm	2800 x 2070mm
14727	Sand Grey Halifax Oak	H1336	ST37	18mm	2800 x 2070mm
35501	Sand Orleans Oak	H1377	ST36	18mm	2800 x 2070mm
86727	Sepia Gladstone Oak	H3342	ST28 / ST15	18mm	2800 x 2070mm
44314	Smoked Riffian Oak	H3149	ST37	18mm	2800 x 2070mm
42145	Tobacco Gladstone Oak	H3325	ST28 / ST15	18mm	2800 x 2070mm
67566	Tobacco Halifax Oak	H1181	ST37	18mm	2800 x 2070mm
77910	White Gladstone Oak	H3335	ST28 / ST15	18mm	2800 x 2070mm
16537	White Halifax Oak	H1176	ST37	18mm	2800 x 2070mm
07250	White Mountain Larch	H3403	ST38	18mm	2800 x 2070mm
39250	White Premium Grained	W1000	ST38	18mm	2800 x 2070mm

Visit www.hpponline.co.uk for details of the latest additions to the range and images of every colour.

PFLEIDERER Chipboard MFC

The Pfleiderer Group is one of the leading European manufacturers of engineered wood and surface finished products. Their products are everywhere: at home, at work, in public buildings and spaces – wood lives with us and creates a special atmosphere in all of our lives.

Code	Colour	Reference	Structure	Thickness	Sheet Size
20134	Black Gloss	U12000	EG	18mm	2655 x 2100mm
60986	Brushed Aluminium	F8110	MP	16mm	2655 x 2100mm
50257	Brushed Aluminium	F8110	MP	18mm	2655 x 2100mm
47750	Icy White	U11027	MP	12mm	2655 x 2100mm
04268	Light Grey	U1188	EG	18mm	2655 x 2100mm
36329	Magnolia	U1306	VV	18mm	2655 x 2100mm
75847	White Grey	U11500	EG	18mm	2655 x 2100mm

Full Sheets & Accessories



Decorative Panels Acrylic Gloss MDF

Each board is faced on one side with Senoplast acrylic high gloss which is recognised as the premium product within the sector, combining the look of a solid surface acrylic without the prohibitive cost.

Code	Front	Front Material	Back Colour	Thickness	Sheet Size
92480	Anthracite	Acrylic Gloss	Metallic	19mm	3050 x 1220mm
27284	Beige / Cappuccino	Acrylic Gloss	Metallic	19mm	3050 x 1220mm
49609	Beige Metallic	Acrylic Gloss	Metallic	19mm	3050 x 1220mm
39069	Black	Top-X Acrylic Gloss	Black	19mm	3050 x 1220mm
24368	Blue	Acrylic Gloss	Metallic	19mm	3050 x 1220mm
27371	Cashmere	Acrylic Gloss	Metallic	19mm	3050 x 1220mm
51280	Cream	Acrylic Gloss	Cream	19mm	3050 x 1220mm
97725	Dakar / Khaki	Acrylic Gloss	Metallic	19mm	3050 x 1220mm
09276	Dark Grey	Acrylic Gloss	Metallic	19mm	3050 x 1220mm
25955	Frost White	Acrylic Gloss	Matching Stipple Reverse	19mm	3050 x 1220mm
61718	Light Grey	Acrylic Gloss	Metallic	19mm	3050 x 1220mm
41233	Mirror	Acrylic Mirror	Metallic	19mm	3050 x 1220mm
07189	Smoke Grey	Acrylic Gloss	Metallic	19mm	3050 x 1220mm
95023	Stone Grey	Acrylic Gloss	Metallic	19mm	3050 x 1220mm
70181	White	Acrylic Gloss	White	19mm	3050 x 1220mm
55908	White	Acrylic Gloss	White	30mm	3050 x 1220mm
64007	White	Top-X Acrylic Gloss	White	19mm	3050 x 1220mm

Full Sheets & Accessories

E EGGER PerfectSense Gloss

PerfectSense Gloss dazzles with its high sheen and represents pure luxury. Rooms appear lighter and larger thanks to its high degree of gloss and its reflective nature. Laminate with the texture HG is available for combinations with PerfectSense Gloss lacquered boards. Benefits include:

- Create exclusive and modern furniture designs
- Stands out due to its unblemished surface and reflective nature
- All PerfectSense boards have a matching ST2 or ST9 back




Code	Colour	Reference	Structure	Thickness	Sheet Size
97778	Alpine White Gloss	W1100	STPG	19mm	2800 x 2070mm
07467	Black Gloss	U999	STPG	19mm	2800 x 2070mm
56526	Cashmere Grey Gloss	U702	STPG	19mm	2800 x 2070mm
51193	Chilli Red Gloss	U323	STPG	19mm	2800 x 2070mm
15235	Dust Grey Gloss	U732	STPG	19mm	2800 x 2070mm
66160	Graphite Grey Gloss	U961	STPG	19mm	2800 x 2070mm
48825	Light Grey Gloss	U708	STPG	19mm	2800 x 2070mm
97631	Pearl Grey Gloss	U763	STPG	19mm	2800 x 2070mm
78587	Premium White Gloss	W1000	STPG	19mm	2800 x 2070mm
23405	Stone Grey Gloss	U727	STPG	19mm	2800 x 2070mm
03627	White Levanto Marble Gloss	F812	STPG	19mm	2800 x 2070mm

E EGGER PerfectSense Matt

PerfectSense Matt is on trend with its matt, velvety surface. PerfectSense Matt has anti-fingerprint properties thanks to its high quality lacquered finish. Benefits include:

- Anti-fingerprint properties
- Easy to clean
- Elegant finish
- All PerfectSense boards have a matching ST2 or ST9 back





Code	Colour	Reference	Structure	Thickness	Sheet Size
89921	Alpine White Matt	W1100	STPM	19mm	2800 x 2070mm
32647	Black Matt	U999	STPM	19mm	2800 x 2070mm
13514	Black Pietra Grigia Matt	F206	STPM	19mm	2800 x 2070mm
09594	Cashmere Grey Matt	U702	STPM	19mm	2800 x 2070mm
33639	Dark Steel Matt	F627	STPM	19mm	2800 x 2070mm
78150	Denim Blue Matt	U540	STPM	19mm	2800 x 2070mm
43464	Dust Grey Matt	U732	STPM	19mm	2800 x 2070mm
68503	Graphite Grey Matt	U961	STPM	19mm	2800 x 2070mm
43826	Indigo Blue Matt	U599	STPM	19mm	2800 x 2070mm
66185	Light Grey Matt	U708	STPM	19mm	2800 x 2070mm
38493	Metal Rock Light Grey Matt	F120	STPM	19mm	2800 x 2070mm
51425	Premium White Matt	W1000	STPM	19mm	2800 x 2070mm
86989	Smoke Blue Matt	U507	STPM	19mm	2800 x 2070mm
98697	Stone Grey Matt	U727	STPM	19mm	2800 x 2070mm
92482	White Levanto Marble Matt	F812	STPM	19mm	2800 x 2070mm

Melamine Faced MDF

Code	Colour	Manufacturer	Sided	Structure	Thickness	Sheet Size
05390	Alby Blue	Kronospan	Single	BS	18mm	2620 x 2070mm
10009	Brown Grey Avola	Egger	Single	ST10	18mm	2800 x 2070mm
44685	Cashmere	Kronospan	Single	BS	18mm	2620 x 2070mm
61608	Cashmere	Kronospan	Single	BS	18mm	2800 x 2070mm
46815	Clay Grey	Kronospan	Single	SU	18mm	2620 x 2070mm
47614	Dakar (Cuvo)	Pfleiderer	Single	MP	18mm	2655 x 2100mm
48725	Denim	Egger	Single	ST9	18mm	2800 x 2070mm
73746	Dusk Blue	Kronospan	Single	SU	18mm	2620 x 2070mm
81762	Ellmau Beech	Egger	Single	ST9	18mm	2800 x 2070mm
02120	Grey	Pfleiderer	Single	MP	18mm	2655 x 2100mm
12335	Grey Sonoma Oak	Pfleiderer	Single	MP	18mm	2655 x 2100mm
25263	Grey White	Pfleiderer	Single	MP	18mm	2655 x 2100mm
65528	Indigo Blue	Egger	Single	ST9	18mm	2800 x 2070mm
57251	Ivory	Kronospan	Single	PE	18mm	2620 x 2070mm
95222	Lakeland Acacia	Egger	Single	ST9	18mm	2800 x 2070mm
76243	Light Grey	Kronospan	Single	PE	18mm	2620 x 2070mm
14129	Light Grey Chicago Concrete	Egger	Single	ST9	18mm	2800 x 2070mm
82623	Mussel	Kronospan	Single	BS	18mm	2620 x 2070mm
27591	Natural Helena Oak	Egger	Single	ST12	18mm	2800 x 2070mm
77724	Onyx Grey	Egger	Single	ST9	18mm	2800 x 2070mm
88425	Pale Cream	Kronospan	Single	PE	18mm	2620 x 2070mm
54471	Sand Beige	Pfleiderer	Single	MP	18mm	2655 x 2100mm
06876	Shorewood (Driftwood)	Egger	Single	ST10	18mm	2800 x 2070mm
76964	Slate Grey	Kronospan	Single	PE	18mm	2620 x 2070mm
18121	White	Kronospan	Single	PE	18mm	2620 x 2070mm
33334	White Grey	Egger	Single	ST9	18mm	2800 x 2070mm
51248	White Nordic Wood	Kronospan	Single	PW	18mm	2620 x 2070mm
96467	White Textured	Kronospan	Single	PE	22mm	2800 x 2070mm

Visit www.hpponline.co.uk for details of the latest additions to the range and images of every colour.





Raw MDF

Code	Type	Thickness	Sheet Size
05697	Standard	3mm	2440 x 1220mm
65905	Standard	12mm	2440 x 1220mm
22012	Standard	18mm	2440 x 1220mm
07690	Moisture Resistant	18mm	3050 x 1220mm



3.2mm HDF

Coordinating with the most common décors, 3.2mm HDF offers a cost effective alternative where a thicker material is not required.

Code	Colour	Thickness	Sheet Size
00728	Beech	3.2mm	2440 x 1220mm
69209	Magnolia	3mm	2440 x 1220mm
46588	White	3mm	2440 x 1220mm

Fact!

*Ordering from
HPP is easy;*



Online: www.hpponline.co.uk



Phone: 0161 620 5656



e-mail: info@hpponline.co.uk

make it **happen** 

Melamine Edging Tape




Pre-glued Melamine Edging Tape

Code	Colour	Structure	Width	Roll Length
52262	Alabaster Gloss	ST30	22mm	50mtr
20388	Alabaster Grained	ST27	21mm	50mtr
29089	Alabaster Textured		21mm	50mtr
04820	Alpine White	ST9	21mm	50mtr
73601	Aluminium		22mm	50mtr
87348	Black		21mm	50mtr
73518	Black High Gloss		22mm	100mtr
12201	Brown Grey Avola		22mm	50mtr
74682	Brushed Aluminium		21mm	50mtr
70802	Cashmere Grained	ST27	22mm	100mtr
46397	Cashmere Textured	ST9	21mm	50mtr
73694	Dakar		22mm	50mtr
88538	Dakar Grained	ST27	22mm	100mtr
73294	Driftwood		21mm	50mtr
49969	Dust Grey		21mm	50mtr
39761	Dust Grey Grained	ST27	21mm	50mtr
33099	Ellmau Beech / Mangfall Beech		21mm	50mtr
50674	Fjord		22mm	50mtr
48757	Graphite		22mm	50mtr
71282	Grey Bardolino / Sonoma Oak		22mm	50mtr
59895	Grey Textured		21mm	50mtr
49626	Hacienda Black		21mm	50mtr
84550	Hacienda White		21mm	50mtr
95267	Iconic Beech		21mm	50mtr
13406	Indigo Blue		22mm	100mtr
44259	Ivory Textured		21mm	50mtr
97106	Light Ferrara Oak		21mm	50mtr
44901	Light Grey Grained	ST27	21mm	50mtr
55122	Light Lakeland Acacia		22mm	50mtr
25785	Light Winchester Oak		22mm	100mtr
07580	Lissa Oak		21mm	50mtr
26491	Magnolia Smooth		21mm	50mtr
79593	Metallika		22mm	50mtr

Melamine Edging Tape

Code	Colour	Structure	Width	Roll Length
16643	Mussel		22mm	50mtr
97138	Mussel Grained	ST27	21mm	50mtr
08644	Natural Aida Walnut		22mm	50mtr
45553	Natural Lancaster Oak		21mm	50mtr
60228	Natural Maple		22mm	100mtr
73690	Oak Veneer		22mm	50mtr
81972	Onyx Grey	ST9	21mm	50mtr
73071	Opera Walnut / Tobacco Aida Walnut		22mm	50mtr
27349	Pale Cream		21mm	50mtr
65424	Platinum White ST27	ST27	22mm	100mtr
25692	Porcelain	ST9	22mm	50mtr
64171	Porcelain	ST27	22mm	100mtr
30916	Sand Beige		21mm	50mtr
50592	Silver Grey		21mm	50mtr
43264	Stone Grey		22mm	50mtr
77905	Stone Grey Grained	ST27	22mm	100mtr
34128	Swiss Elm Dark		22mm	50mtr
34982	Swiss Elm Light		22mm	50mtr
80410	Taupe Grey	ST9	21mm	50mtr
08755	Vanilla Sheen		21mm	50mtr
92012	White Avola Pine		22mm	50mtr
19353	White Grey	ST9	21mm	50mtr
20552	White High Gloss		21mm	50mtr
64196	White Premium Textured	ST9	21mm	50mtr
26801	White Smooth		21mm	50mtr
20022	White Textured		21mm	50mtr
09019	Winchester Oak		22mm	50mtr

Visit www.hpponline.co.uk for details of the latest additions to the range and images of every colour.



Melamine Edging Tape

Un-glued Melamine Edging Tape

Code	Colour	Structure	Width	Roll Length
18771	Alabaster Gloss	ST30	22mm	400mtr
43065	Alabaster Grained	ST27	21mm	400mtr
51572	Alabaster Textured		21mm	400mtr
04454	Alpine White	ST9	21mm	400mtr
88476	Aluminium		22mm	400mtr
94859	Black High Gloss		22mm	400mtr
29580	Black Textured		22mm	400mtr
40032	Brown Grey Avola		22mm	400mtr
07303	Brushed Aluminium		21mm	400mtr
58344	Cashmere		21mm	400mtr
58645	Cashmere Grained	ST27	21mm	400mtr
52672	Coco Bolo		22mm	400mtr
14317	Dakar		22mm	400mtr
31079	Dakar Grained	ST27	21mm	400mtr
48299	Driftwood		21mm	400mtr
75422	Dust Grey		21mm	100mtr
17781	Dust Grey Grained	ST27	21mm	400mtr
42602	Ellmau / Mangfall Beech		21mm	400mtr
74743	Fjord		21mm	400mtr
55092	Graphite		22mm	100mtr
96747	Grey Bardolino / Sonoma Oak		22mm	400mtr
25414	Grey Textured		21mm	400mtr
30324	Hacienda Black		21mm	400mtr
85753	Hacienda White		21mm	400mtr
75225	Indigo Blue		22mm	100mtr
19979	Ivory Textured		21mm	400mtr
74720	Light Ferrara Oak		21mm	400mtr
14415	Light Grey Grained	ST27	22mm	400mtr
28382	Light Lakeland Acacia		21mm	100mtr
39830	Light Winchester Oak		21mm	400mtr
55374	Lissa Oak		21mm	400mtr
75361	Magnolia Smooth		21mm	400mtr
92128	Mainau Birch		21mm	400mtr
98858	Metallika		22mm	400mtr
12591	Montana Oak		21mm	400mtr
02550	Mussel		22mm	400mtr
51444	Mussel Grained	ST27	21mm	400mtr
32961	Natural Aida Walnut		22mm	400mtr
74815	Natural Lancaster Oak		21mm	400mtr
13401	Olivewood		21mm	400mtr
52041	Onyx Grey	ST9	21mm	400mtr
72634	Opera Walnut / Tobacco Aida Walnut		21mm	400mtr
34131	Pale Cream		22mm	400mtr
80779	Platinum White Grained	ST27	21mm	400mtr
96706	Porcelain		22mm	100mtr
89631	Porcelain Grained	ST27	22mm	100mtr
80329	Silver Grey	ST9	21mm	400mtr
82000	Stone Grey		22mm	400mtr
17190	Stone Grey Grained	ST27	21mm	400mtr
17109	Swiss Elm Light		22mm	400mtr

Melamine Edging Tape

Code	Colour	Structure	Width	Roll Length
31427	Taupe Grey		21mm	400mtr
18725	Vanilla Sheen		22mm	400mtr
10944	Walnut Lyon		22mm	400mtr
59133	White Avola Pine		22mm	400mtr
46300	White Grey	ST9	21mm	400mtr
37250	White High Gloss		21mm	400mtr
04278	White Smooth Sheen		21mm	400mtr
61661	White Textured		21mm	400mtr
43645	White Textured	ST9	21mm	400mtr
48604	Winchester Oak		22mm	400mtr

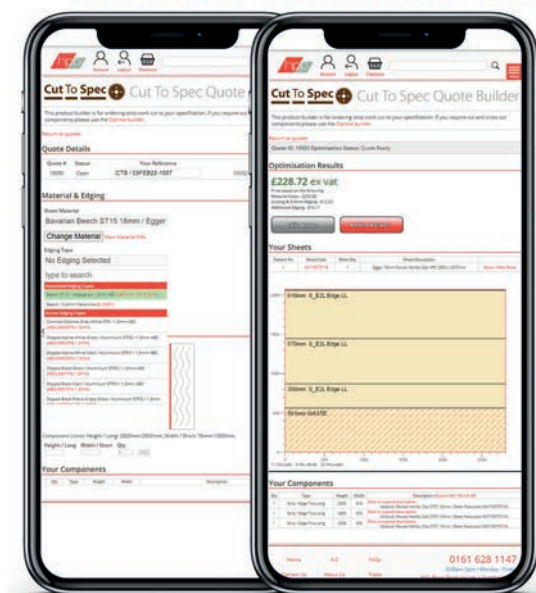
Visit www.hpponline.co.uk for details of the latest additions to the range and images of every colour.

Cut To Spec

- Choose from our entire range of sheet material
- ABS or melamine edging
- Matching, contrasting or accent edging options
- Edged one long, two long, custom or cut only
- Custom labels for easy part identification
- Online optimisations in real-time
- Visualise your order to maximise yield and minimise waste

Online account holders can try it out now:

hpponline.co.uk/my-cut-to-spec-quotes



ABS Edging Tape

1-2mm ABS Edging Tape

ABS is an impact resistant, mechanically and thermally resilient, high quality thermoplastic which is ecologically sound. For over 20 years now, this chlorine-free plastic has been successfully used in the furniture industry. It is the outstanding application, processing and disposal characteristics, in particular, of ABS that contributes to its extensive and continuing impact on the furniture manufacture market.

Code	Colour	Structure	Finish Type	Thickness	Width	Roll Length
95416	Alabaster / Ivory		Uni Colour	2mm	23mm	75mtr
10386	Alabaster Gloss	ST30	High Gloss	1.3mm	23mm	100mtr
46122	Alabaster Gloss	ST30	High Gloss	2mm	23mm	75mtr
74030	Alabaster Grained	ST27	Woodgrain	2mm	23mm	75mtr
17580	Alby Blue		Matt	1mm	22mm	100mtr
06332	Alpine White	ST9	Uni Colour	2mm	23mm	75mtr
73889	Alpine White Gloss	STPG	PerfectSense Gloss	1mm	23mm	75mtr
52457	Alpine White Gloss	ST30	High Gloss	2mm	23mm	75mtr
37366	Alpine White Matt	STPM	PerfectSense Matt	1mm	23mm	75mtr
33343	Aluminium	ST27	Fantasy	2mm	23mm	75mtr
59838	Anthracite		High Gloss	1.3mm	23mm	100mtr
73488	Anthracite		High Gloss	1mm	22mm	150mtr
46640	Anthracite Fineline Metallic	ST19	Woodgrain	2mm	23mm	75mtr
21335	Anthracite Linen	ST10		2mm	23mm	75mtr
64368	Anthracite Metal Fabric	ST10	Material	2mm	23mm	75mtr
10216	Anthracite Metal Rock	ST87		2mm	23mm	75mtr
95389	Anthracite Mountain Larch	ST38	Woodgrain	2mm	23mm	75mtr
04311	Aubergine		Uni Colour	2mm	23mm	75mtr
67219	Aubergine / Violet		High Gloss	1.3mm	23mm	100mtr
17885	Beech	ST15	Woodgrain	2mm	23mm	75mtr
41489	Beige Grey Lorenzo Oak	ST19	Woodgrain	2mm	23mm	75mtr
09701	Beige Metallic		High Gloss	1mm	23mm	200mtr
01888	Beige Textile	ST10	Material	2mm	23mm	75mtr
50314	Black Brown Ferrara Oak	ST11	Woodgrain	2mm	23mm	75mtr
90016	Black Glazed Halifax Oak	ST37	Woodgrain	2mm	23mm	75mtr
80672	Black Gloss	STPG	PerfectSense Gloss	1mm	23mm	75mtr
06134	Black Gold Metal Slate	ST16	Material	2mm	23mm	75mtr
52442	Black Grained	ST19	Unicolour	2mm	23mm	75mtr
43694	Black Grained	ST38	Woodgrain	2mm	23mm	75mtr
87206	Black Matt	STPM	PerfectSense Matt	1mm	23mm	75mtr
04096	Black Pietra Grigia Gloss	STPG	PerfectSense Gloss	1mm	23mm	75mtr
52037	Black Pietra Grigia Matt	STPM	PerfectSense Matt	1mm	23mm	75mtr
41668	Black Textured	ST2	Uni Colour	2mm	23mm	75mtr
62416	Bleached Ash		Woodgrain	1mm	26mm	1mtr
40531	Blue Metallic		High Gloss	1mm	23mm	150mtr
47625	Boston Concrete	ST22	Fantasy	2mm	23mm	75mtr
40473	Brilliant White		High Gloss	1mm	22mm	150mtr
34280	Brown		High Gloss	1.3mm	23mm	100mtr
01046	Brown Grey	ST9	Uni Colour	2mm	23mm	75mtr
53741	Brown Grey Avola		Woodgrain	2mm	23mm	75mtr
87903	Brown Grey Lacquered Pine	ST19	Woodgrain	2mm	23mm	75mtr
21772	Brown Halifax Oak	ST37	Woodgrain	2mm	23mm	75mtr
26869	Brown Orleans Oak	ST36	Fantasy	2mm	23mm	75mtr
20358	Brushed Aluminium		Fantasy	2mm	23mm	100mtr
47005	Burgundy	ST15	Uni Colour	2mm	23mm	75mtr
95327	Cappuccino		Uni Colour	2mm	22mm	100mtr

ABS Edging Tape

Code	Colour	Structure	Finish Type	Thickness	Width	Roll Length
16745	Cappuccino / Beige		High Gloss	1.3mm	23mm	100mtr
73987	Cappuccino / Beige		High Gloss	1.3mm	35mm	100mtr
47021	Carbon Grey	ST9	Unicolour	2mm	23mm	75mtr
83982	Cascina Pine	ST22	Woodgrain	2mm	23mm	75mtr
42486	Cashmere		High Gloss	1mm	23mm	150mtr
74057	Cashmere	ST9	Uni Colour	2mm	23mm	75mtr
59197	Cashmere Gloss	STPG	PerfectSense Gloss	1mm	23mm	75mtr
05228	Cashmere Gloss	ST30	High Gloss	2mm	23mm	75mtr
43093	Cashmere Grained	ST27	Uni Colour	2mm	23mm	75mtr
87497	Cashmere Matt	STPM	PerfectSense Matt	1mm	23mm	75mtr
43360	Charcoal Flow		Woodgrain	1mm	22mm	200mtr
46698	Chilli Red Gloss	STPG	PerfectSense Gloss	1mm	22mm	75mtr
27977	China Red		Uni Colour	2mm	23mm	75mtr
46972	Chromix Anthracite	ST16		1mm	22mm	200mtr
39237	Chromix Silver	ST16		1mm	22mm	200mtr
27917	Clay Grey Grained		Woodgrain	2mm	22mm	100mtr
50612	Coast Evoke Oak		Woodgrain	1mm	22mm	200mtr
46461	Cobalt Grey		Woodgrain	2mm	22mm	100mtr
44803	Cobalt Grey			2mm	22mm	100mtr
19416	Cobalt Grey		Uni Colour	1mm	22mm	75mtr
31166	Coco Bolo		Woodgrain	2mm	23mm	75mtr
96493	Cognac Castello Oak		Woodgrain	1mm	22mm	200mtr
26249	Colonial Grange Oak		Woodgrain	1mm	22mm	200mtr
71551	Concrete Flow		Concrete	1mm	22mm	200mtr
98222	Cool Grey Gloss	MG	Mirror Gloss	1.3mm	23mm	100mtr
88158	Cortex Crystal Legno		Woodgrain	1mm	26mm	1mtr
74826	Cortex Steel Legno		Woodgrain	1mm	26mm	1mtr
89788	Cosmos Grey	ST9	Uni Colour	2mm	23mm	75mtr
23508	Cream		High Gloss	1.3mm	23mm	100mtr
27408	Crema		Uni Colour	2mm	23mm	75mtr
29780	Crema Gloss	STPG	PerfectSense Gloss	1mm	23mm	75mtr
78614	Crema Gloss	ST30	High Gloss	2mm	23mm	75mtr
97791	Crossline Latte		Woodgrain	1mm	22mm	200mtr
45043	Dakar		Uni Colour	2mm	23mm	75mtr
17318	Dakar Grained	ST27	Uni Colour	2mm	23mm	75mtr
25500	Dark Atelier	NT	Woodgrain	2mm	23mm	100mtr
58194	Dark Atelier		Woodgrain	1mm	23mm	200m
69089	Dark Brown Garrone Oak	ST37	Woodgrain	2mm	23mm	75mtr
47034	Dark Grey		High Gloss	1mm	23mm	150mtr
03614	Dark Grey		Uni Colour	2mm	22mm	100mtr
74002	Dark Grey Chicago Concrete		ST9	2mm	23mm	75mtr
11217	Dark Steel Matt	STPM	PerfectSense Matt	1mm	23mm	75mtr
03188	Delave Penelope		XyloCleaf	1mm	22mm	100mtr
28734	Delft Blue		Uni Colour	2mm	23mm	75mtr
81403	Denim	ST9	Uni Colour	2mm	23mm	75mtr
30939	Denim Blue Matt	STPM	PerfectSense Matt	1mm	23mm	75mtr
60478	Driftwood		Woodgrain	2mm	23mm	75mtr
30080	Dusk Blue Grained		Woodgrain	2mm	22mm	100mtr
78694	Dust Grey	ST15	Uni Colour	2mm	23mm	75mtr
90223	Dust Grey	ST38	Uni Colour	2mm	23mm	75mtr
26890	Dust Grey Gloss	ST30	High Gloss	2mm	23mm	75mtr
34798	Dust Grey Gloss	STPG	PerfectSense Gloss	1mm	23mm	75mtr

ABS Edging Tape

Code	Colour	Structure	Finish Type	Thickness	Width	Roll Length
70869	Dust Grey Grained	ST12	Uni Colour	1mm	22mm	150mtr
67658	Dust Grey Matt	STPM	PerfectSense Matt	1mm	23mm	75mtr
98158	Ellmau Beech	ST15	Woodgrain	2mm	23mm	75mtr
76674	Espresso Harbor Oak		Woodgrain	1mm	22mm	200mtr
71890	Fir Green	ST9	Uni Colour	2mm	23mm	75mtr
52378	Fjord	ST9	Uni Colour	2mm	23mm	75mtr
65776	Fjord Gloss	STPG	PerfectSense Gloss	1mm	23mm	75mtr
40484	Fjord Grained	ST27	Uni Colour	2mm	23mm	75mtr
63921	Fjord Matt	STPM	PerfectSense Matt	1mm	23mm	75mtr
06852	Fossil Evoke Oak		Woodgrain	1mm	22mm	200mtr
89742	Frost White High Gloss		High Gloss	1.3mm	23mm	100mtr
35991	Glacier White		Uni Colour	2mm	23mm	75mtr
55428	Gold Harbor Oak	PW	Woodgrain	1mm	22mm	200mtr
02196	Graphite		Uni Colour	2mm	23mm	75mtr
68675	Graphite Denver Oak	ST10	Woodgrain	2mm	23mm	75mtr
95006	Graphite Fleetwood	ST36	Woodgrain	2mm	23mm	75mtr
07760	Graphite Gloss	STPG	PerfectSense Gloss	1mm	23mm	75mtr
71286	Graphite Gloss	ST30	High Gloss	2mm	23mm	75mtr
77148	Graphite Grained	ST27	Uni Colour	2mm	23mm	75mtr
29233	Graphite Grey Grained	ST19	Unicolour	2mm	23mm	75mtr
02967	Graphite Grey Matt	STPM	PerfectSense Matt	1mm	23mm	75mtr
35998	Graphitewood	ST22	Woodgrain	2mm	23mm	75mtr
05705	Green Grey Avola Pine		Woodgrain	2mm	23mm	75mtr
26657	Greige Castello Oak	PW	Woodgrain	1mm	22mm	200mtr
43463	Greige Nadir		XyloCleaf	1mm	22mm	100mtr
81018	Grey Ash Legno		Woodgrain	1mm	26mm	1mtr
50136	Grey Bardolino Oak		Woodgrain	2mm	23mm	75mtr
45667	Grey Beige Gladstone Oak	ST28	Woodgrain	2mm	23mm	75mtr
22817	Grey Beige Rift Oak	ST19	Woodgrain	2mm	23mm	75mtr
23470	Grey Brown Whiteriver Oak	ST10	Woodgrain	2mm	23mm	75mtr
99617	Grey Clubhouse Oak	PW	Woodgrain	2mm	23mm	100mtr
31011	Grey Nebraska Oak	ST10	Woodgrain	2mm	23mm	75mtr
17328	Grey Nebraska Oak		Woodgrain	2mm	28mm	100mtr
42584	Grey Santa Fe Oak	ST10	Woodgrain	2mm	23mm	75mtr
55574	Grey Textile	ST10	Material	2mm	23mm	75mtr
80123	Grey Vicenza Oak	ST19	Woodgrain	2mm	23mm	75mtr
38322	Hacienda Black		Woodgrain	2mm	23mm	75mtr
40086	Hacienda White		Woodgrain	2mm	22mm	75mtr
96708	Honey Castello Oak		Woodgrain	1mm	22mm	200mtr
80908	Iconic Beech		Woodgrain	2mm	23mm	100mtr
86457	Indigo Blue	ST9	Uni Colour	2mm	23mm	75mtr
38657	Indigo Blue	ST38	Uni Colour	2mm	23mm	75mtr
94160	Indigo Blue Gloss	STPG	PerfectSense Gloss	1mm	23mm	75mtr
43094	Indigo Blue Matt	STPM	PerfectSense Matt	1mm	23mm	75mtr
32660	Iron Flow		Concrete	1mm	22mm	200mtr
90768	Ivory		High Gloss	1mm	22mm	150mtr
65088	Jackson Pine		Woodgrain	2mm	23mm	75mtr
51886	Kaisersberg Oak	ST19	Woodgrain	2mm	23mm	75mtr
24657	Kaki / Fusion Penelope		XyloCleaf	1mm	22mm	100mtr
22922	Khaki Grey		High Gloss	1mm	23mm	150mtr
56234	Latte		High Gloss	1.3mm	23mm	100mtr
14483	Lava		Uni Colour	2mm	23mm	75mtr

ABS Edging Tape

Code	Colour	Structure	Finish Type	Thickness	Width	Roll Length
06799	Light Atelier		Woodgrain	1mm	23mm	200m
63605	Light Atelier	NT	Woodgrain	2mm	23mm	100mtr
07633	Light Carbon Yosemite		XyloCleaf	1mm	22mm	100mtr
23601	Light Cefalu Concrete	ST10	Material	2mm	23mm	75mtr
32645	Light Concrete	ST9	Fantasy	2mm	23mm	75mtr
20872	Light Ferrara Oak	ST9	Woodgrain	2mm	23mm	75mtr
84256	Light Grey	ST9	Uni Colour	2mm	23mm	75mtr
56626	Light Grey	ST38	Uni Colour	2mm	23mm	75mtr
54079	Light Grey Chicago Concrete		ST9	2mm	23mm	75mtr
52882	Light Grey Gloss		High Gloss	1mm	23mm	150mtr
58037	Light Grey Gloss	ST30	High Gloss	2mm	23mm	75mtr
70293	Light Grey Gloss	STPG	PerfectSense Gloss	1mm	23mm	75mtr
65508	Light Grey Grained	ST27	Uni Colour	2mm	23mm	75mtr
05906	Light Grey Matt	STPM	PerfectSense Matt	1mm	23mm	75mtr
34723	Light Grey Metal Rock	STPM	PerfectSense Matt	1mm	23mm	75mtr
22715	Light Lakeland Acacia	ST9	Woodgrain	2mm	23mm	75mtr
07937	Light Rockford Hickory		Woodgrain	2mm	22mm	100mtr
42626	Light Sherwood		XyloCleaf	1mm	22mm	100mtr
90611	Light Winchester Oak	ST9	Woodgrain	2mm	23mm	75mtr
12002	Lincoln Walnut	ST19	Woodgrain	2mm	23mm	75mtr
96335	Lissa / Natural Lancaster Oak	ST9	Woodgrain	2mm	23mm	75mtr
56362	Macchiato	MG	Mirror Gloss	1.3mm	23mm	100mtr
35572	Magnolia Textured		Uni Colour	2mm	23mm	100mtr
82076	Mainau Birch		Woodgrain	2mm	23mm	75mtr
94349	Mali Wenge		Woodgrain	2mm	23mm	75mtr
30672	Maple	ST15	Woodgrain	2mm	23mm	75mtr
53635	Maya Bronze Penelope		XyloCleaf	1mm	22mm	100mtr
91061	Metallic Inox	ST20	Material	2mm	23mm	75mtr
96724	Metallika		Fantasy	2mm	22mm	75mtr
73495	Mint		Uni Colour	2mm	22mm	100mtr
70073	Mirror		High Gloss	1mm	23mm	200mtr
29854	Montana Oak	ST12	Woodgrain	2mm	23mm	75mtr
97785	Montana Oak		Woodgrain	2mm	29mm	100mtr
62169	Monument Grey	ST9	Unicolour	2mm	23mm	75mtr
24659	Mussel		Uni Colour	2mm	23mm	75mtr
59692	Mussel Grained	ST27	Uni Colour	2mm	23mm	75mtr
53044	Natural Aida Walnut	ST15	Woodgrain	2mm	23mm	75mtr
78083	Natural Anthor Oak	ST36	Woodgrain	2mm	23mm	75mtr
91627	Natural Aragon Oak		Woodgrain	2mm	23mm	75mtr
77002	Natural Arlington Oak	ST10	Woodgrain	2mm	23mm	75mtr
94679	Natural Aurora Elm		Woodgrain	1mm	22mm	200mtr
76399	Natural Bardolino Oak	ST10	Woodgrain	2mm	23mm	75mtr
40047	Natural Carini Walnut	ST12	Woodgrain	2mm	23mm	75mtr
06761	Natural Davos Oak	ST12	Woodgrain	2mm	23mm	75mtr
96988	Natural Dijon Walnut		Woodgrain	2mm	23mm	75mtr
68841	Natural Halifax Oak	ST37	Woodgrain	2mm	23mm	75mtr
72843	Natural Hickory	ST10	Woodgrain	2mm	23mm	75mtr
28210	Natural Kendal Oak	ST12	Woodgrain	2mm	23mm	75mtr
01111	Natural Mandel Maple		Woodgrain	2mm	23mm	75mtr
49374	Natural Nebraska Oak	ST10	Woodgrain	2mm	23mm	75mtr
07523	Natural Pacific Walnut	ST10	Woodgrain	2mm	23mm	75mtr
25712	Odessa Oak Golden		Woodgrain	2mm	23mm	100mtr

ABS Edging Tape

Code	Colour	Structure	Finish Type	Thickness	Width	Roll Length
85349	Oiled Kendal Oak	ST12	Woodgrain	2mm	23mm	75mtr
93061	Onyx Grey	ST9	Uni Colour	2mm	23mm	75mtr
04891	Onyx Grey Grained	ST27	Uni Colour	2mm	23mm	75mtr
21201	Onyx Grey Matt	STPM	PerfectSense Matt	1mm	23mm	75mtr
17952	Oyster Urban Oak	PW	Woodgrain	2mm	23mm	100mtr
66196	Pale Cream		Uni Colour	2mm	22mm	100mtr
47188	Palm Wood Legno		Woodgrain	1mm	26mm	1mtr
50146	Pearl Grey	ST9	Uni Colour	2mm	23mm	75mtr
97354	Pearl Grey Gloss	ST30	High Gloss	2mm	23mm	75mtr
37752	Pebble Grey	ST9	Uni Colour	2mm	23mm	75mtr
23564	Pebble Grey Grained	ST27	Uni Colour	2mm	23mm	75mtr
41050	Pewter Halifax Oak	ST37	Woodgrain	2mm	23mm	75mtr
61750	Pistachio	ST9	Uni Colour	2mm	23mm	75mtr
85295	Platinum Grange Oak	PW	Woodgrain	1mm	22mm	200mtr
82944	Platinum White Grained	ST27	Uni Colour	2mm	23mm	75mtr
67284	Porcelain	ST9	Uni Colour	2mm	23mm	75mtr
13240	Porcelain Grained	ST27	Uni Colour	2mm	23mm	75mtr
81863	Porcelain High Gloss		High Gloss	1.3mm	23mm	100mtr
39273	Premium White	ST9	Uni Colour	2mm	23mm	75mtr
01398	Premium White Gloss	STPG	PerfectSense Gloss	1mm	23mm	75mtr
11960	Premium White Grained	ST19	Unicolour	2mm	23mm	75mtr
58237	Raw Endgrain Oak			2mm	22mm	100mtr
05365	Reed Green	ST9	Uni Colour	2mm	23mm	75mtr
14811	Riverside Oak		Woodgrain	2mm	23mm	75mtr
64546	Romana / Portofino / Santiago Cherry	ST9	Woodgrain	2mm	23mm	75mtr
25220	Rovere Matrix		XyloCleaf	1mm	22mm	100mtr
69975	Royal Blue		Uni Colour	2mm	22mm	100mtr
81429	Rusty Flow	RT	Concrete	1mm	22mm	200mtr
17047	Sage Green	ST9	Uni Colour	2mm	23mm	75mtr
93476	Sand Beige	ST9	Uni Colour	2mm	23mm	75mtr
65087	Sand Beige Gloss	ST30	High Gloss	1mm	23mm	150mtr
92105	Sand Gladstone Oak	ST28	Woodgrain	2mm	23mm	75mtr
07764	Sand Grange Oak	PW	Woodgrain	1mm	22mm	200mtr
95402	Sand Grey Glazed Halifax Oak	ST37	Woodgrain	2mm	23mm	75mtr
71527	Sand Orleans Oak	ST36	Woodgrain	2mm	23mm	75mtr
77472	Satin	MG	Mirror Gloss	1.3mm	23mm	100mtr
97598	Satin / Champagne		Uni Colour	1mm	22mm	150mtr
95133	Satin Coastland Oak		Woodgrain	1mm	22mm	200mtr
73465	Satin Coastland Oak		Woodgrain	2mm	22mm	100mtr
57987	Sepia Gladstone Oak	ST28	Woodgrain	2mm	23mm	75mtr
38273	Shadow Black		Unicolour	2mm	23mm	75mtr
98512	Silk Flow	RT	Concrete	1mm	22mm	200mtr
52371	Silver Grey	ST2	Uni Colour	2mm	23mm	75mtr
80570	Silver Grey Metal Slate	ST16	Material	2mm	23mm	75mtr
77121	Silver Liberty Elm	PW	Woodgrain	2mm	23mm	100mtr
00078	Slate Grey	MG	Mirror Gloss	1.3mm	23mm	100mtr
45897	Slate Grey		Uni Colour	1mm	22mm	75mtr
55649	Slate Grey (Grained)		Woodgrain	2mm	22mm	100mtr
87058	Smoke Blue	ST9	Uni Colour	2mm	23mm	75mtr
93482	Smoke Blue	STPM	PerfectSense Matt	1mm	23mm	75mtr
05734	Smoked Riffian Oak	ST37	Woodgrain	2mm	23mm	75mtr
33610	Sonoma Oak		Woodgrain	2mm	23mm	100mtr


ABS Edging Tape

Code	Colour	Structure	Finish Type	Thickness	Width	Roll Length
76949	Stone Ash		Woodgrain	2mm	23mm	100mtr
61326	Stone Aurora Elm	PW	Woodgrain	1mm	22mm	200mtr
35934	Stone Grey		Uni Colour	2mm	23mm	75mtr
73620	Stone Grey Gloss		High Gloss	1mm	23mm	150mtr
95696	Stone Grey Gloss	STPG	PerfectSense Gloss	1mm	23mm	75mtr
41100	Stone Grey Grained	ST27	Uni Colour	2mm	23mm	75mtr
71612	Stone Grey Matt	STPM	PerfectSense Matt	1mm	23mm	75mtr
52212	Swiss Elm Light		Woodgrain	2mm	23mm	100mtr
79544	Taupe Grey	ST38	Uni Colour	2mm	23mm	75mtr
33860	Taupe Grey	ST9	Uni Colour	2mm	23mm	75mtr
40160	Taupe Grey Grained	ST27	Uni Colour	2mm	23mm	75mtr
93255	Titanium	ST2	Fantasy	2mm	23mm	75mtr
64919	Tobacco Aida / Opera walnut	ST15	Woodgrain	2mm	23mm	75mtr
13560	Tobacco Gladstone Oak	ST28	Woodgrain	2mm	23mm	75mtr
60371	Tobacco Gladstone Oak	ST28	Woodgrain	1.5mm	43mm	25mtr
61557	Tobacco Halifax Oak	ST37	Woodgrain	2mm	23mm	75mtr
66891	Tobacco Halifax Oak	ST37	Woodgrain	1.5mm	43mm	25mtr
49030	Tobacco Pacific Walnut	ST10	Woodgrain	2mm	23mm	75mtr
87383	Truffle Brown Avola Pine	ST22	Woodgrain	2mm	23mm	100mtr
37096	Truffle Brown Branson Robinia	ST19	Woodgrain	2mm	23mm	75mtr
42824	Truffle Brown Davos Oak	ST12	Woodgrain	2mm	23mm	75mtr
29711	Vanilla		Uni Colour	2mm	23mm	75mtr
34530	Vintage Harbor Oak	PW	Woodgrain	1mm	22mm	200mtr
27505	Vintage Santa Fe Oak	ST10	Woodgrain	2mm	23mm	75mtr
15097	Viola		Uni Colour	2mm	22mm	100mtr
59637	White	ST2	Uni Colour	2mm	28mm	100mtr
76360	White Avola Pine		Woodgrain	2mm	23mm	100mtr
44518	White Chromix	ST16	Material	2mm	23mm	75m
69340	White Coastland Oak		Woodgrain	2mm	22mm	100mtr
13816	White Craft Oak	PW	Woodgrain	2mm	23mm	100mtr
21159	White Gladstone Oak	ST28	Woodgrain	2mm	23mm	75mtr
21521	White Gloss	ST30	High Gloss	1.3mm	23mm	150mtr
14423	White Gloss	ST30	High Gloss	2mm	23mm	75mtr
91319	White Grained	ST27	Uni Colour	2mm	23mm	75mtr
39660	White Grey	ST9	Uni Colour	2mm	23mm	75mtr
88833	White Grey Grained	ST27	Uni Colour	2mm	23mm	75mtr
32724	White Halifax Oak	ST37	Woodgrain	2mm	23mm	75mtr
65292	White Levanto Marble	ST9	Material	2mm	23mm	75mtr
58886	White Levanto Marble Gloss	STPG	PerfectSense Gloss	1mm	23mm	75mtr
72785	White Levanto Marble Matt	STPM	PerfectSense Matt	1mm	23mm	75mtr
84840	White Loft Pine		Woodgrain	2mm	23mm	100mtr
81818	White Matt	STPM	PerfectSense Matt	1mm	23mm	75mtr
41264	White Mountain Larch	ST38	Woodgrain	2mm	23mm	75mtr
32939	White Nordic Wood		Woodgrain	2mm	22mm	100mtr
01464	White Paint Grade Grained	ST27	ST27	2mm	23mm	75mtr
83098	White Premium Grained	ST38	ST38	2mm	23mm	75mtr
66826	White Smooth		Uni Colour	2mm	23mm	75mtr
60033	White Textured	ST2	Uni Colour	2mm	23mm	75mtr
58294	Whitewood	ST22	Woodgrain	2mm	23mm	75mtr
70794	Whitewood	ST22	Woodgrain	1mm	22mm	200mtr
98857	Winchester Oak		Woodgrain	2mm	23mm	75mtr

Visit www.hpponline.co.uk for details of the latest additions to the range and images of every colour.

Order Online: www.hpponline.co.uk | 429

ABS Edging Tape



3D ABS Edging

High quality 3D 2-in-1 impact resistant edging tape, designed to give a glass effect finish to panels.

Code	Colour	Finish Type	Thickness	Width	Roll Length
19040	Anthracite / Stainless Steel	High Gloss	1mm	23mm	100mtr
51455	Aubergine (Violet) / Stainless Steel	High Gloss	1mm	23mm	100mtr
11052	Beige Metallic / Stainless Steel	High Gloss	1.3mm	23mm	100mtr
88300	Black / Stainless Steel	High Gloss	1mm	23mm	100mtr
06209	Blue Metallic / Stainless Steel	High Gloss	1mm	23mm	100mtr
10421	Burgundy (Red) / Stainless Steel	High Gloss	1mm	23mm	100mtr
80911	Cashmere / Stainless Steel	High Gloss	1mm	23mm	175mtr
52729	Cream / Stainless Steel	High Gloss	1mm	23mm	100mtr
30799	Dakar (Khaki) / Stainless Steel	High Gloss	1mm	23mm	100mtr
97973	Dark Grey / Stainless Steel	High Gloss	1mm	23mm	100mtr
80776	Dust Grey / Stainless Steel	High Gloss	1mm	23mm	100mtr
48013	Light Grey / Stainless Steel	High Gloss	1mm	23mm	100mtr
67229	Stone Grey / Stainless Steel	High Gloss	1mm	23mm	150mtr
13692	White / Stainless Steel	High Gloss	1mm	23mm	100mtr

0.4-0.45mm ABS edging

Code	Colour	Structure	Finish Type	Thickness	Width	Roll Length
93155	Alabaster / Ivory	ST9	Uni Colour	0.4mm	22mm	300mtr
35294	Alpine White	ST9	Uni Colour	0.4mm	22mm	300mtr
37551	Aluminium	ST2	Fantasy	0.4mm	22mm	300mtr
10391	Anthracite	PE	Uni Colour	0.4mm	22mm	300mtr
85799	Aubergine		Uni Colour	0.4mm	22mm	300mtr
56973	Black Textured	ST2	Uni Colour	0.4mm	22mm	300mtr
62451	Cappuccino	VV	Uni Colour	0.45mm	22mm	300mtr

ABS Edging Tape

Code	Colour	Structure	Finish Type	Thickness	Width	Roll Length
29045	Cashmere	ST9	Uni Colour	0.4mm	22mm	300mtr
76263	Crema		Uni Colour	0.4mm	22mm	300mtr
06107	Dark Artwood	SN	Woodgrain	0.4mm	22mm	300mtr
11379	Dark Grey		Uni Colour	0.45mm	22mm	200mtr
31038	Driftwood		Woodgrain	0.4mm	22mm	300mtr
78581	Dust Grey	ST9	Uni Colour	0.4mm	22mm	300mtr
20000	Graphite	ST2	Uni Colour	0.4mm	22mm	300mtr
33561	Green Grey Avola Pine		Woodgrain	0.4mm	22mm	300mtr
96084	Grey Bardolino Oak		Woodgrain	0.4mm	22mm	300mtr
17685	Grey Nordic Wood		Woodgrain	0.45mm	22mm	200mtr
92073	Hacienda Black		Woodgrain	0.45mm	22mm	300mtr
24390	Lancaster Oak		Woodgrain	0.4mm	22mm	300mtr
87950	Light Artwood		Woodgrain	0.45mm	22mm	200mtr
50176	Light Grey	ST9	Uni Colour	0.4mm	22mm	300mtr
58489	Light Rockford Hickory		Woodgrain	0.45mm	22mm	200mtr
56889	Light Walnut Lyon	BS	Woodgrain	0.4mm	22mm	300mtr
94467	Light Winchester Oak / Matfen Chestnut		Woodgrain	0.4mm	22mm	200mtr
41151	Maple	ST15	Woodgrain	0.4mm	22mm	300mtr
89697	Montana Oak		Woodgrain	0.4mm	22mm	300mtr
91745	Natural Dijon Walnut		Woodgrain	0.4mm	22mm	300mtr
72948	Natural Mandel Maple	ST9	Woodgrain	0.4mm	22mm	200mtr
27955	Natural Rockford Hickory	PW	Woodgrain	0.4mm	22mm	300mtr
77149	Odessa Oak		Woodgrain	0.4mm	22mm	300mtr
07708	Onyx Grey	ST9	Uni Colour	0.4mm	23mm	75mtr
02151	Oyster Urban Oak	PW	Woodgrain	0.4mm	22mm	300mtr
54525	Pale Cream	PE	Uni Colour	0.4mm	22mm	300mtr
97123	Pebble Grey	ST9	Uni Colour	0.4mm	22mm	300mtr
10843	Porcelain	ST9	Uni Colour	0.4mm	22mm	200mtr
61745	Royal Blue	PE	Uni Colour	0.45mm	22mm	200mtr
85047	Sand Beige	ST9	Uni Colour	0.4mm	22mm	300mtr
24049	Satin Coastland Oak		Woodgrain	0.45mm	22mm	300mtr
54856	Silver Grey	ST15	Uni Colour	0.4mm	22mm	300mtr
61502	Smoked Liberty Elm	PE	Woodgrain	0.4mm	22mm	300mtr
72925	Sonoma Oak	HE	Woodgrain	0.45mm	22mm	300mtr
03220	Stone Grey	ST9	Uni Colour	0.4mm	22mm	300mtr
97814	Titanium	ST2	Fantasy	0.4mm	22mm	200mtr
09498	Tobacco Aida Walnut	ST15	Woodgrain	0.4mm	22mm	300mtr
11808	Truffle Brown Denver Oak		Woodgrain	0.45mm	22mm	300mtr
47879	Vanilla		Uni Colour	0.4mm	22mm	200mtr
25826	White Avola Pine		Woodgrain	0.4mm	22mm	300mtr
39063	White Coastland Oak		Woodgrain	0.45mm	22mm	300mtr
58738	White High Gloss		High Gloss	0.45mm	22mm	300mtr
43172	White North Wood	SN	Woodgrain	0.45mm	22mm	200mtr
36011	White Textured	ST2	Uni Colour	0.4mm	22mm	300mtr
07531	White Textured	ST9	Uni Colour	0.4mm	22mm	300mtr
00452	Winchester Oak		Woodgrain	0.4mm	22mm	200mtr

Visit www.hpponline.co.uk for details of the latest additions to the range and images of every colour.

Order Online: www.hpponline.co.uk | 431

0.8mm ABS Edging Tape

Code	Colour	Structure	Finish Type	Thickness	Width	Roll Length
85007	Alabaster	ST15	Uni Colour	0.8mm	22mm	75mtr
98529	Alabaster Grained	ST27	Uni Colour	0.8mm	22mm	75mtr
29463	Alby Blue Grained	GC	GC Grained	0.8mm	23mm	150mtr
27571	Alpine White	ST9	Uni Colour	0.8mm	22mm	75mtr
62469	Anthracite Fineline Metallic	ST19	Woodgrain	0.8mm	23mm	75mtr
62888	Anthracite Metal Fabric	ST10	Material	0.8mm	23mm	75mtr
30574	Anthracite Metal Rock	ST87	Material	0.8mm	23mm	75mtr
74197	Anthracite Mountain Larch	ST38	Woodgrain	0.8mm	23mm	75mtr
53934	Beige Grey Lorenzo Oak	ST19	Woodgrain	0.8mm	23mm	75mtr
98208	Beige Textile	ST10	Unicolour	0.8mm	23mm	75mtr
37311	Black Gold Metal Slate	ST16	Material	0.8mm	23mm	75mtr
16322	Black Grained	ST38	Woodgrain	0.8mm	23mm	75mtr
55998	Black Grazed Halifax Oak	ST37	Woodgrain	0.8mm	23mm	75mtr
28826	Black Textured	ST19	Unicolour	0.8mm	23mm	75mtr
91453	Black Textured	ST2	Uni Colour	0.8mm	22mm	75mtr
00985	Black-Brown Sorano Oak	ST12	Woodgrain	0.8mm	23mm	75mtr
58639	Boston Concrete	ST22	Fantasy	0.8mm	23mm	75mtr
23245	Brown Grey	ST9	Uni Colour	0.8mm	23mm	75mtr
68449	Brown Grey Avola	ST22	Woodgrain	0.8mm	23mm	75mtr
51170	Brown Grey Lacquered Pine	ST19	Woodgrain	0.8mm	23mm	75mtr
75357	Brown Halifax Oak	ST37	Woodgrain	0.8mm	23mm	75mtr
02766	Brown Orleans Oak	ST36	Woodgrain	0.8mm	23mm	75mtr
89818	Carbon Grey	ST9	Unicolour	0.8mm	23mm	75mtr
16802	Carbon Marine Wood	PW	Woodgrain	0.8mm	23mm	150mtr
59071	Cascina Pine	ST22	Woodgrain	0.8mm	23mm	75mtr
61335	Cashmere	ST9	Uni Colour	0.8mm	22mm	75mtr
37576	Cashmere Grained	ST27	Uni Colour	0.8mm	22mm	75mtr
55052	Charcoal Flow	RT	Material	0.8mm	22mm	150mtr
33886	Coco Bolo		Woodgrain	0.8mm	23mm	75mtr
33832	Cosmos Grey	ST9	Uni Colour	0.8mm	23mm	75mtr
37942	Crema	ST9	Uni Colour	0.8mm	23mm	75mtr
49422	Dakar	ST9	Uni Colour	0.8mm	23mm	75mtr
87917	Dakar Grained	ST27	Uni Colour	0.8mm	22mm	75mtr
76183	Dark Artwood	SN	Woodgrain	0.8mm	22mm	150mtr
88390	Dark Brown Garrone Oak	ST37	Woodgrain	0.8mm	23mm	75mtr
35944	Dark Grey Chicago Concrete	ST9	ST9	0.8mm	23mm	75mtr
22858	Denim	ST9	Uni Colour	0.8mm	22mm	150mtr
46902	Diamond Grey	ST9	Uni Colour	0.8mm	23mm	75mtr
78949	Driftwood	ST22	Woodgrain	0.8mm	23mm	75mtr
76381	Dusk Blue Grained	GC	Grained	0.8mm	22mm	150mtr
02260	Dust Grey	ST9	Uni Colour	0.8mm	23mm	75mtr
91462	Dust Grey Gloss	ST30	High Gloss	0.8mm	23mm	75mtr
38467	Ellmau Beech	ST15	Woodgrain	0.8mm	23mm	75mtr
26916	Fir Green	ST9	Uni Colour	0.8mm	23mm	75mtr
73144	Fjord	ST9	Uni Colour	0.8mm	23mm	75mtr
78897	Fjord Grained	ST27	Uni Colour	0.8mm	23mm	75mtr
89016	Glacier White	ST9	Uni Colour	0.8mm	23mm	75mtr
04833	Graphite Denver Oak	ST10	Woodgrain	0.8mm	23mm	75mtr
37071	Graphite Fleetwood	ST36	Woodgrain	0.8mm	23mm	75mtr
56181	Graphite Grey	ST2	Uni Colour	0.8mm	22mm	75mtr

ABS Edging Tape

Code	Colour	Structure	Finish Type	Thickness	Width	Roll Length
06803	Graphite Grey Grained	ST19	Uni Colour	0.8mm	23mm	75mtr
01635	Graphite Grey Grained	ST27	Uni Colour	0.8mm	22mm	75mtr
34039	Graphitewood	ST22	Woodgrain	0.8mm	23mm	75mtr
96689	Grey Bardolino Oak	ST10	Woodgrain	0.8mm	23mm	75mtr
05455	Grey Beige Gladstone Oak	ST28	Woodgrain	0.8mm	23mm	75mtr
12978	Grey Beige Rift Oak	ST19	Woodgrain	0.8mm	23mm	75mtr
65940	Grey Brown Whiteriver Oak	ST10	Woodgrain	0.8mm	23mm	75mtr
73491	Grey High Gloss	EG	High Gloss	0.8mm	23mm	275mtr
84824	Grey Metal Slate	ST16	Material	0.8mm	23mm	75mtr
73568	Grey Nebraska Oak	ST10	Woodgrain	0.8mm	23mm	75mtr
43285	Grey Santa Fe Oak	ST10	ST10	0.8mm	23mm	75mtr
15657	Grey Textile	ST10	Unicolour	0.8mm	23mm	75mtr
70190	Grey Vicenza Oak	ST19	Woodgrain	0.8mm	23mm	75mtr
27713	Hacienda Black	ST22	Woodgrain	0.8mm	23mm	75mtr
65771	Hacienda White	ST22	Woodgrain	0.8mm	23mm	75mtr
55772	Indigo Blue	ST9	Uni Colour	0.8mm	22mm	75mtr
17873	Indigo Blue	ST9	Uni Colour	0.8mm	23mm	150mtr
79811	Indigo Blue	ST19/ST38	Uni Colour	0.8mm	22mm	75mtr
56064	Jackson Pine	ST36	Woodgrain	0.8mm	23mm	75mtr
23221	Kaisersberg Oak	ST19	Woodgrain	0.8mm	23mm	75mtr
83159	Light Cefalu Concrete	ST10	Unicolour	0.8mm	23mm	75mtr
36208	Light Ferrara Oak	ST9	Woodgrain	0.8mm	23mm	75mtr
46686	Light Grey	ST9	Uni Colour	0.8mm	22mm	150mtr
72710	Light Grey Chicago Concrete	ST9	ST9	0.8mm	23mm	75mtr
12962	Light Grey Grained	ST27	Uni Colour	0.8mm	22mm	75mtr
30801	Light Lakeland Acacia	ST9	Woodgrain	0.8mm	23mm	75mtr
12974	Light Winchester Oak	ST9	Woodgrain	0.8mm	23mm	75mtr
37093	Lincoln Walnut	ST19	Woodgrain	0.8mm	23mm	75mtr
92640	Mali Wenge	ST22	Woodgrain	0.8mm	23mm	75mtr
08089	Metallic Inox	ST20	Material	0.8mm	23mm	75mtr
28310	Montana Oak	ST11	Woodgrain	0.8mm	23mm	75mtr
46124	Monument Grey	ST9	Unicolour	0.8mm	23mm	75mtr
02310	Mussel	ST9	Uni Colour	0.8mm	22mm	75mtr
45432	Mussel Grained	ST27	Uni Colour	0.8mm	22mm	75mtr
94454	Natural Aida Walnut	ST15	Woodgrain	0.8mm	23mm	75mtr
87681	Natural Anthor Oak	ST36	Woodgrain	0.8mm	23mm	75mtr
24904	Natural Aragon Oak	ST22	Woodgrain	0.8mm	23mm	75mtr
89185	Natural Bardolino Oak	ST10	Woodgrain	0.8mm	23mm	75mtr
73272	Natural Carini Walnut	ST12	Woodgrain	0.8mm	23mm	75mtr
13962	Natural Country Beech	ST10	Woodgrain	0.8mm	23mm	75mtr
42730	Natural Davos Oak	ST12	Woodgrain	0.8mm	23mm	75mtr
58123	Natural Halifax Oak	ST37	Woodgrain	0.8mm	23mm	75mtr
25815	Natural Hickory	ST10	Woodgrain	0.8mm	23mm	75mtr
10549	Natural Kendal Oak	ST12	Woodgrain	0.8mm	23mm	75mtr
07247	Natural Lancaster Oak	ST9	Woodgrain	0.8mm	23mm	75mtr
65300	Natural Maple	ST15	Woodgrain	0.8mm	23mm	75mtr
45702	Natural Nebraska Oak	ST10	Woodgrain	0.8mm	23mm	75mtr
67610	Natural Pacific Walnut	ST10	Woodgrain	0.8mm	23mm	75mtr
98587	Navarra Ash	ST36	Woodgrain	0.8mm	23mm	75mtr
30897	Navy Blue Grained	GC	GC Grained	0.8mm	23mm	150mtr
92481	Oiled Kendal Oak	ST12	Woodgrain	0.8mm	23mm	75mtr
80118	Onyx Grey	ST9	Uni Colour	0.8mm	23mm	75mtr

ABS Edging Tape

Code	Colour	Structure	Finish Type	Thickness	Width	Roll Length
68174	Onyx Grey	ST19/ST38	Grained	0.8mm	22mm	75mtr
39269	Onyx Grey Grained	ST27	Uni Colour	0.8mm	22mm	75mtr
88251	Pearl Grey	ST9	Uni Colour	0.8mm	23mm	75mtr
57530	Pearl Grey Gloss	ST30	High Gloss	0.8mm	23mm	75mtr
04578	Pebble Grey	ST9	Uni Colour	0.8mm	23mm	75mtr
54911	Pebble Grey Grained	ST27	Uni Colour	0.8mm	23mm	75mtr
65202	Pebble Grey Textured	ST19	Unicolour	0.8mm	23mm	75mtr
08016	Pewter Halifax Oak	ST37	Woodgrain	0.8mm	23mm	75mtr
57128	Platinum White Grained	ST27	Uni Colour	0.8mm	23mm	75mtr
69771	Porcelain	ST9	Uni Colour	0.8mm	23mm	75mtr
19607	Porcelain Grained	ST27	Uni Colour	0.8mm	22mm	75mtr
36801	Premium White	ST19	Unicolour	0.8mm	23mm	75mtr
42361	Reed Green	ST9	Uni Colour	0.8mm	23mm	75mtr
05126	Riverside Oak	ST10	Woodgrain	0.8mm	23mm	75mtr
99682	Romana Cherry	ST9	Woodgrain	0.8mm	23mm	75mtr
86702	Sage Green	ST9	Uni Colour	0.8mm	23mm	75mtr
51419	Sand Beige	ST9	Uni Colour	0.8mm	22mm	75mtr
69927	Sand Grey Halifax Oak	ST37	Woodgrain	0.8mm	23mm	75mtr
15053	Sand Orleans Oak	ST36	Woodgrain	0.8mm	23mm	75mtr
91845	Sepia Gladstone Oak	ST28	Woodgrain	0.8mm	23mm	75mtr
85725	Shadow Black	ST38	Woodgrain	0.8mm	23mm	75mtr
86613	Silver Grey	ST2	Uni Colour	0.8mm	22mm	75mtr
39067	Smoke Blue	ST9	Uni Colour	0.8mm	23mm	75mtr
26033	Smoked Riffian Oak	ST37	Woodgrain	0.8mm	23mm	75mtr
06536	Stone Grey	ST9	Uni Colour	0.8mm	23mm	75mtr
91937	Stone Grey Grained	ST27	Uni Colour	0.8mm	22mm	75mtr
40060	Taupe Grey	ST9	Uni Colour	0.8mm	22mm	75mtr
91674	Taupe Grey Grained	ST27	Uni Colour	0.8mm	22mm	75mtr
77481	Titanium	ST2	Fantasy	0.8mm	23mm	75mtr
03101	Tobacco Aida Walnut	ST15	Woodgrain	0.8mm	23mm	75mtr
51208	Tobacco Gladstone Oak	ST28	Woodgrain	0.8mm	23mm	75mtr
78670	Tobacco Halifax Oak	ST37	Woodgrain	0.8mm	23mm	75mtr
33377	Tobacco Pacific Walnut	ST10	Woodgrain	0.8mm	23mm	75mtr
61126	Truffle Brown Avola Pine	ST22	Woodgrain	0.8mm	23mm	75mtr
39352	Truffle Brown Bardolino Oak	ST10	Woodgrain	0.8mm	23mm	75mtr
50591	Truffle Brown Branson Robinia	ST19	Woodgrain	0.8mm	23mm	75mtr
02734	Truffle Brown Davos Oak	ST12	Woodgrain	0.8mm	23mm	75mtr
19922	Vanilla	ST9	Uni Colour	0.8mm	23mm	75mtr
48326	Vintage Santa Fe Oak	ST10	Woodgrain	0.8mm	23mm	75mtr
50866	White Avola Pine	ST22	Woodgrain	0.8mm	23mm	75mtr
16688	White Gladstone Oak	ST28	Woodgrain	0.8mm	23mm	75mtr
43087	White Grained	ST27	Uni Colour	0.8mm	22mm	75mtr
42693	White Grey Grained	ST27	Uni Colour	0.8mm	22mm	75mtr
40279	White Halifax Oak	ST37	Woodgrain	0.8mm	23mm	75mtr
81787	White High Gloss		High Gloss	0.8mm	23mm	200mtr
77007	White Levanto Marble	ST9	Material	0.8mm	23mm	75mtr
58998	White Loft Pine	SN	Woodgrain	0.8mm	22mm	100mtr
48061	White Mountain Larch	ST38	Woodgrain	0.8mm	23mm	75mtr
11233	White Premium	ST9	Uni Colour	0.8mm	22mm	75mtr
15754	White Premium Grained	ST38	Uni Colour	0.8mm	23mm	75mtr
33653	White Smooth	SM	Uni Colour	0.8mm	22mm	75mtr
50842	White Textured	ST2	Uni Colour	0.8mm	22mm	150mtr

ABS Edging Tape

Code	Colour	Structure	Finish Type	Thickness	Width	Roll Length
11433	Whitewood	ST22	Woodgrain	0.8mm	23mm	75mtr
25461	Winchester Oak		Woodgrain	0.8mm	23mm	75mtr

Visit www.hpponline.co.uk for details of the latest additions to the range and images of every colour.





Accent Edging Tapes

Create eye-catching designs with Accent Edging: focus on the edge as a design feature. Some of the Accent edging has been developed to coordinate with specific matching decors, but all can be used as a contrast.

Code	Colour	Structure	Thickness	Width	Roll Length
31698	Contrast Cosmos Grey-White	ST9	1.3mm	23mm	75mtr
34833	Doppia Alpine White Gloss / Aluminium	STPG	1.3mm	23mm	75mtr
68081	Doppia Alpine White Matt / Aluminium	STPM	1.3mm	23mm	75mtr
01546	Doppia Black Gloss / Aluminium	STPG	1.3mm	23mm	75mtr
21451	Doppia Black Matt / Aluminium	STPM	1.3mm	23mm	75mtr
13131	Doppia Black Pietra Grigia Gloss / Aluminium	STPG	1.3mm	23mm	75mtr
90893	Doppia Black Pietra Grigia Matt / Aluminium	STPM	1.3mm	23mm	75mtr
03452	Doppia Black-Gold	AC	1.3mm	23mm	75mtr
62014	Doppia Black-Nature	AC	1.3mm	23mm	75mtr
39735	Doppia Cashmere Grey Gloss / Aluminium	STPG	1.3mm	23mm	75mtr
68906	Doppia Cashmere Grey Matt / Aluminium	STPM	1.3mm	23mm	75mtr
19983	Doppia Chilli Red Gloss / Aluminium	STPG	1.3mm	23mm	75mtr
15308	Doppia Dark Steel Matt / Aluminium	STPM	1.3mm	23mm	75mtr
11548	Doppia Dust Grey Gloss / Aluminium	STPG	1.3mm	23mm	75mtr
36440	Doppia Dust Grey Matt / Aluminium	STPM	1.3mm	23mm	75mtr
64963	Doppia Graphite Grey Gloss / Aluminium	STPG	1.3mm	23mm	75mtr
72395	Doppia Graphite Grey Matt / Aluminium	STPM	1.3mm	23mm	75mtr
30132	Doppia Indigo Blue Matt / Aluminium	STPM	1.3mm	23mm	75mtr
87249	Doppia Light Grey Gloss / Aluminium	STPG	1.3mm	23mm	75mtr
78988	Doppia Light Grey Matt / Aluminium	STPM	1.3mm	23mm	75mtr
74982	Doppia Metal Rock Light Grey Matt / Aluminium	STPM	1.3mm	23mm	75mtr
69334	Doppia Premium White Gloss / Aluminium	STPG	1.3mm	23mm	75mtr
58628	Doppia Premium White Matt / Aluminium	STPM	1.3mm	23mm	75mtr
69900	Doppia Stone Grey Gloss / Aluminium	STPG	1.3mm	23mm	75mtr
35165	Doppia Stone Grey Matt / Aluminium	STPM	1.3mm	23mm	75mtr
38198	Doppia White Levanto Marble Gloss / Aluminium	STPG	1.3mm	23mm	75mtr
30949	Doppia White Levanto Marble Matt / Aluminium	STPM	1.3mm	23mm	75mtr
43817	Doppia White-Nature	AC	1.3mm	23mm	75mtr

ABS Edging Tape

Code	Colour	Structure	Thickness	Width	Roll Length
51843	Duo Black Pietra Grigia & Dark Oak Gloss	STPG	1.3mm	23mm	75mtr
64429	Duo Black Pietra Grigia & White Gloss	STPG	1.3mm	23mm	75mtr
16081	Duo White Carrara Marble & Black Gloss	STPG	1.3mm	23mm	75mtr
91529	Duo White Carrara Marble & Light Oak Gloss	STPG	1.3mm	23mm	75mtr
50657	Linear Black	LI	1.3mm	23mm	75mtr
09808	Multiplex Black	SM	1.3mm	23mm	75mtr
61802	Sand Gladstone Oak	STPG	1.3mm	23mm	75mtr
02006	Three Layer Anthracite	ST10	1.3mm	23mm	75mtr
65632	Three Layer Nature	ST10	1.3mm	23mm	75mtr
40272	Three Layer White-Grey	ST10	1.3mm	23mm	75mtr
33601	Trio Black	STPG	1.3mm	23mm	75mtr
90803	Trio Black Halifax Oak	STPG	1.3mm	23mm	75mtr
12794	Trio Halifax Oak	STPG	1.3mm	23mm	75mtr
11565	Trio White	STPG	1.3mm	23mm	75mtr

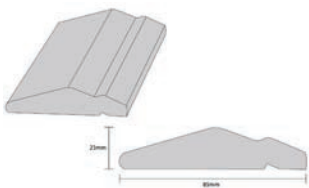


Double-Sided Self Adhesive Tape

A double sided tape for bonding melamine and 0.4mm / 0.8mm ABS where there isn't a pre-glued tape available.

Code	Size
61083	22mm x 50mtr

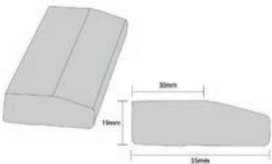




Cornice

Top fix cornice mouldings designed to co-ordinate with our range of door finishes, offering the perfect finish to the top of wall cabinets. 3mtr length.

Code	Colour	Length
66850	High Gloss White	3 mtr
72279	Ivory	3 mtr
91400	Lissa Oak	3 mtr
74956	Painted Oak Cashmere	3 mtr
13384	Painted Oak Dakar	3 mtr
22681	Painted Oak Ivory	3 mtr
89265	Painted Oak Light Grey	3 mtr
31132	Painted Oak Mussel	3 mtr
82635	Painted Oak White	3 mtr
90509	Pale Cream	3 mtr
82320	Raw	3 mtr
56818	Soft Cream	3 mtr
04509	Super Matt Frost White	3 mtr
99146	Super Matt Light Grey	3 mtr
64067	Super Matt Mussel	3 mtr
28483	Winchester Oak/ Pipi Oak	3 mtr



Pelmet

Ideal for finishing the bottom of kitchen cabinets, the range includes a colour to match many of our door finishes.

Code	Colour	Length
53110	High Gloss White	3 mtr
64942	Ivory	3 mtr
72708	Lissa Oak	3 mtr
34340	Painted Oak Cashmere	3 mtr
11037	Painted Oak Dakar	3 mtr
40351	Painted Oak Ivory	3 mtr
93817	Painted Oak Light Grey	3 mtr
47431	Painted Oak Mussel	3 mtr
70409	Painted Oak White	3 mtr
59218	Pale Cream	3 mtr
58398	Raw	3 mtr
96150	Soft Cream	3 mtr
93460	Super Matt Frost White	3 mtr
05913	Super Matt Light Grey	3 mtr
51378	Super Matt Mussel	3 mtr
80059	Winchester Oak/ Pipi Oak	3 mtr

Mouldings



Dual Purpose Moulding

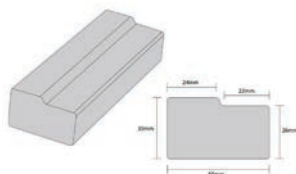
A multi-purpose moulding which can be used as a cornice or pelmet, the moulding is designed so that it can be used as either square edged or rounded.

Code	Colour	Length
75353	High Gloss Anthracite Sparkle	3 mtr
91793	High Gloss Cashmere	3 mtr
81734	High Gloss Cream	3 mtr
75239	High Gloss Denim	3 mtr
38584	High Gloss Dust Grey	3 mtr
65230	High Gloss Grey	3 mtr
36773	High Gloss Mussel	3 mtr
23749	High Gloss Sand Beige	3 mtr
48169	High Gloss White	3 mtr
47546	Painted Oak Dust Grey	3 mtr
90025	Painted Oak Light Grey	3 mtr
68745	Painted Oak Mussel	3 mtr
21055	Painted Oak Porcelain	3 mtr
24749	Super Matt Cashmere	3 mtr
82457	Super Matt Dust Grey	3 mtr
58626	Super Matt Fjord	3 mtr
87993	Super Matt Frost White	3 mtr
70196	Super Matt Graphite	3 mtr
85556	Super Matt Light Grey	3 mtr
03629	Super Matt Mussel	3 mtr
32665	Super Matt Stone Grey	3 mtr

Visit www.hpponline.co.uk for details of the latest additions to the range and images of every colour.



Mouldings



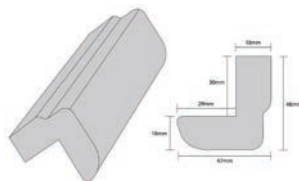
Square Bullnose

This contemporary profile is available in some of our Aspire High Gloss vinyl colours. Ideal for finishing the top or bottom edges of kitchen cabinets and bedroom wardrobes.

Code	Colour	Length
69172	Avola New Grey	3 mtr
35062	Hacienda White	3 mtr
54080	High Gloss Cashmere	3 mtr
35898	High Gloss Cream	3 mtr
98675	High Gloss Dust Grey	3 mtr
16986	High Gloss Light Grey	3 mtr
85057	High Gloss Mussel	3 mtr
40466	High Gloss White	3 mtr
10836	Ivory	3 mtr
62732	Painted Oak Cashmere	3 mtr
69970	Painted Oak Ivory	3 mtr
57313	Painted Oak Light Grey	3 mtr
90072	Painted Oak Mussel	3 mtr
03386	Raw	3 mtr
63041	Soft Cream	3 mtr
57553	Super Matt Cashmere	3 mtr
60605	Super Matt Denim	3 mtr
23918	Super Matt Dust Grey	3 mtr
06351	Super Matt Frost White	3 mtr
87258	Super Matt Graphite	3 mtr
42083	Super Matt Light Grey	3 mtr
22215	Super Matt Mussel	3 mtr



Mouldings



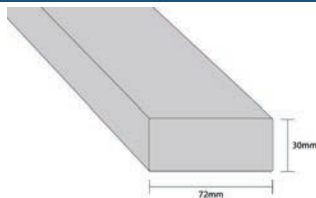
Round Bullnose

A multi-purpose modern style moulding which can be used as a cornice or pelmet.

Code	Colour	Length
26267	Avola New Grey	3mtr
64305	Dakar	3mtr
45034	Driftwood	3mtr
42921	Ellmau Beech	3mtr
95275	Hacienda White	3mtr
24780	High Gloss Cream	3mtr
71016	High Gloss Grey	3mtr
83670	High Gloss Sand Beige	3mtr
36157	High Gloss White	3mtr
46224	Ivory	3mtr
21617	Light Ferrara Oak	3mtr
92288	Lissa Oak	3mtr
98089	Moldau Acacia	3mtr
40276	Montana Oak	3mtr
75346	Mussel Suedette	3mtr
80349	Natural Aida Walnut	3mtr
93172	Opera Walnut	3mtr
93018	Painted Oak Cashmere	3mtr
43496	Painted Oak Dakar	3mtr
17733	Painted Oak Ivory	3mtr
68732	Painted Oak Mussel	3mtr
12527	Painted Oak White	3mtr
16768	Pale Cream	3mtr
31135	Soft Cream Suedette	3mtr
26138	Sonoma Oak Natural	3mtr
86711	Super Matt Frost White	3mtr
63372	Super White Ash	3mtr
03533	Winchester Oak	3mtr

Visit www.hpponline.co.uk for details of the latest additions to the range and images of every colour.





Aspects Cornice

For use as a cornice or pelmet the colours are an ideal match for selected Senoplast acrylic décors which are available as full sheets or in the Acrylic Collection of the Aspects doors range. All Aspects cornices are PVC edged.

Code	Colour	Length
26912	High Gloss Black	3 mtr
28218	High Gloss Cream	3 mtr
27839	High Gloss White	3 mtr



Peel and Stick Vinyl

Peel and Stick Vinyl is primarily used to create matching end panels but can also be used for other applications. Sold per linear metre.

Code	Colour	Width
53051	Autumn Plum	620mm
34901	Brown Grey Avola	620mm
31764	Chicago Light Concrete	620mm
94819	Dakar	620mm
01297	Driftwood	620mm
25328	Ellmau Beech	620mm
55126	Hacienda White	620mm
95526	High Gloss Cashmere	620mm
07069	High Gloss Cream	620mm
10919	High Gloss Denim	620mm
21288	High Gloss Dust Grey	620mm
81271	High Gloss Grey	620mm
25052	High Gloss Mussel	620mm
55963	High Gloss Onyx Grey	620mm
89533	High Gloss Sand Beige	620mm

Mouldings

Code	Colour	Width
45937	High Gloss White	620mm
24786	High Gloss White Grey	620mm
64033	Ivory Smooth	620mm
83561	Lissa Oak	620mm
56461	Moldau Acacia	620mm
45775	Montana Oak	620mm
10406	Natural Aida Walnut	620mm
08201	Olive	620mm
58598	Opera Walnut	620mm
05554	Painted Oak Cashmere	620mm
66051	Painted Oak Dakar	620mm
65608	Painted Oak Dust Grey	620mm
07313	Painted Oak Ivory	620mm
46637	Painted Oak Light Grey	620mm
30909	Painted Oak Mussel	620mm
71639	Painted Oak Porcelain	620mm
20200	Painted Oak White	620mm
38468	Pale Cream	620mm
70863	Soft Cream	620mm
74439	Sonoma Oak Natural	620mm
32153	Super Matt Alby Blue	620mm
50406	Super Matt Cashmere	620mm
04683	Super Matt Denim	620mm
58684	Super Matt Dust Grey	620mm
59120	Super Matt Fjord	620mm
25718	Super Matt Frost White	620mm
29253	Super Matt Graphite	620mm
45020	Super Matt Indigo Blue	620mm
90598	Super Matt Light Grey	620mm
44381	Super Matt Mussel	620mm
47318	Super Matt Onyx Grey	620mm
78547	Super Matt Stone Grey	620mm
26663	Super Matt White Grey	620mm
53843	Super White Ash	620mm
92857	White Nordic Wood	620mm
97266	Winchester Oak	620mm

Visit www.hpponline.co.uk for details of the latest additions to the range and images of every colour.

Fact!

“This catalogue includes over 6,000 products that are all available for next day delivery.”



make it **happen** 

A

ABS Edging	424 - 437
Acrylic MDF	416
Adhesives	294
Appliance Hinge	277
Antaro.....	34 - 52
Aspects PVC Edged Doors.....	384 - 395
Avanti Doors.....	300 - 351

Aventos

HF	97
HK Top.....	100
HK-S.....	101
HK-XS.....	102 - 103
HL	99
HS.....	98

B

Bar and Bow Handles.....	110
--------------------------	-----

Bedroom Accessories

Drawers.....	73
Wardrobe Pull Down	191
Wardrobe Rail & Sockets.....	279 - 281
Bins	184 - 185
Blanco Sinks & Taps.....	244 - 253
Blum Assembly Devices.....	104 - 107
Blum Drawer Systems	34 - 81
Blum Hinges	82 - 96
Blum Lift Systems	97 - 103
Brackets	285

C

Cabinet Connectors	287 - 289
Cabinet Lighting.....	132 - 144
Cable Tidies	290

Carcase Accessories

Brackets	285
Catches	285 - 286
Jointing Plates	285

Modesty Blocks	288
Shelf Studs	286
Stays	286
Wall Hangers	282 - 284

Carousel	183
Caulk.....	294
Ceramic Sinks.....	255, 267
Chipboard	404 - 415
Cleaners	295
Clip Hinges	90
Clip Top Hinges	82 - 89
Cornice	438 - 442
Cut & Edge MFC	404 - 405

Cutlery Trays

AluLine	186
Ambia-Line.....	66 - 67
Antaro.....	187
Legrabox.....	187
Orgaline	53

D

Decorative Panels	416
Decorators Caulk	294
Door Buffers	289

Doors

Avanti.....	300
PVC Edged.....	384
Sliding	396
Vinyl Wrapped	352
Drawer Lighting.....	158
Drawer Runners.....	72 - 78

Drawer Systems

Antaro.....	34 - 52
Legrabox.....	54 - 65
Metabox	70
Movento.....	74
Servo-Drive	79 - 81
Space Tower	69
Drill Bits	297

Dual Purpose Moulding	439
-----------------------------	-----

E

EasyCab	194 - 196
Edging Tape	420 - 437
Egger Sheet Material	410 - 417
Egger Samples.....	22 - 28
Egger Worktops.....	200 - 217
Euro Screws	293

F

Flat Pack Cabinets	194 - 197
Flat Pack Oak MFC Drawers.....	73
Full Sheet Material	406 - 419
Furniture Legs	275 - 276

G

Glass Splashbacks.....	274
Glazing.....	374
Glide Sliding Doors.....	396
Gloves	299
Glues	294 - 295

H

Handles

Contemporary	114 - 121
Essential	110 - 113
Traditional	122 - 127
Knobs	128
Handle Boards	30
Hanging Brackets	282 - 284
HDF	419
Heat Deflectors	278
Hinges.....	82 - 96
Hinge Hole Cover Caps	293
Hole Saws.....	298

I

In Cabinet Lighting.....	144
--------------------------	-----

J

Jigsaw Blades.....	297
Jointing Plates	285

K

Kitchen Accessories

Heat Deflectors	278
Legs	275 - 276
Shelf Supports	278
Towel Rails	278
Worktop Accessories	238 - 241
Kitchen Wirework	178 - 183
Kitchen Worktops.....	198 - 241
Knobs.....	128
Kronodesign Worktops	218 - 236

Kronospan

MFC	406
Mirror Gloss.....	408
Samples.....	25 - 26

L

Larder Pull Out	180
Legno.....	312

Legs

Bedroom	281
Breakfast Bar	276
Furniture	275
Kitchen	275
Legrabox	54 - 65
Light Pelmet	438
Lighting	130

M

Masonry Drill Bits	297
MDF	416 - 419
Melamine Edging	420 - 423
Mending Plates	285
Metabox	70
MFC	404
Mirror Tape	295
Mitre Pro.....	294
Modesty Blocks	288
Modul Hinges	94
Mouldings.....	438 - 442
Movento	74

O

Opus.....	322
Orga-Line	53

P

Peel & Stick Vinyl.....	442
Pelmet	438
Pendant Lighting	154
PerfectSense	417

Pfleiderer

MFC.....	415
Samples.....	24
Plinth Lighting	155 - 156

Pre-Assembled Drawers

Antaro.....	43
Legrabox.....	60
Made-To-Measure.....	44
Space Tower	69
Pre-glued Melamine Edging Tape.....	420
Pull Out Larder	180
PVA Glue	294
PVC Edged Doors.....	384

Q

Quadro	340
--------------	-----

R

Reginox Sinks & Taps	253 - 269
----------------------------	-----------

Runners

Bottom Fixed	78
Movento	74
Tandem	76 - 78

S

Samples	12
Screws & Caps.....	291 - 293

Sealant

EggerSeal.....	217
ColorFill.....	241
Silicone	294
Sealant Guns	299
Self Assembly Cabinets.....	194
Sensio Lighting.....	130
SensioPod	171 - 172
Servo-Drive	79 - 81
Shelf Lighting.....	169 - 170
Shelf Supports	278, 286 - 287
Silicone	299
Sinks.....	242 - 270

Sink Drawer

Legrabox	58
Sliding Doors	396
Slim Storage System	188 - 190
Space Tower.....	69

Splashbacks

Glass	274
Laminate	203 - 236
Super Glue	295
Sockets	171 - 172

T

Table Legs.....	276
Tandembbox Antaro.....	34 - 52
Tandem Runners	76 - 78
Tape Measures.....	299
Taps.....	248, 258 - 263

Tip-On

Antaro.....	38 - 39
Doors	93
Legrabox.....	56 - 59
Tools	297 - 299
Top Box Stays	286
Towel Rails	278

U

Un-glued Melamine Edging Tape	422 - 423
Under Cabinet Lighting.....	132 - 143

V

Vent Grill.....	278
-----------------	-----

W

Wall Brackets	282 - 284
Wall Plugs	293
Wardrobe Lighting.....	170
Wardrobe Pull Down.....	191
Wardrobe Rail & Sockets.....	279 - 281
Waste Bins	184 - 185
Waste Kits	270
Wax Fillers	296

Wirework

Bedroom.....	191
Kitchen.....	178 - 183

Worktops

Egger.....	200 - 217
Kronodesign	218 - 236
Solid Wood.....	237
Worktop Accessories	238 - 241
Worktop Sealant	217, 241

Z

Zinc Screws	292
-------------------	-----

1. INTERPRETATION

1.1. In these conditions: 'BUYER' means the person who accepts a quotation of the Seller for the sale of the Goods or whose order for the Goods is accepted by the Seller. 'GOODS' means the goods (including any instalment of the goods) which the Seller is to supply in accordance with these Conditions. 'SELLER' means Hill's Panel Products Limited (registered in England and Wales under number 2563787) 'CONDITIONS' means the standard terms and conditions of sale set out in the document and (unless the context otherwise requires) includes any special terms and conditions agreed in writing between the Buyer and the Seller. 'CONTRACT' means the contract for the purchase and sale of the Goods. 'WRITING' includes telex, cable, facsimile transmission and comparable means of communication.

1.2. Any reference in these Conditions to any provision of a statute shall be construed as a reference to that provision as amended re-enacted or extended at the relevant time.

1.3. The headings in these Conditions are for convenience only and shall not affect their interpretation.

2. BASIS OF THE SALE

2.1. The Seller shall sell and the Buyer shall purchase the Goods in accordance with any written quotation of the Seller which is accepted by the Buyer, or any written or verbal order of the Buyer which is accepted by the Seller, subject in either case to these Conditions, which shall govern the Contract to the exclusion of, any other terms and conditions subject to which any such quotation is accepted or purported to be accepted or any such order is made or purported to be made, by the Buyer.

2.2. No variation to these Conditions shall be binding unless agreed in Writing between an authorised representative of the Buyer and any director of the Seller

2.3. The Seller's employees or agents are not authorised to make any representations concerning the Goods unless confirmed by any director of the Seller in Writing. In entering into the Contract the Buyer acknowledges that it does not rely on, and waives any claim for breach of, any such representation which are not so confirmed.

2.4. Any advice or recommendation given by the Seller or its employees or agents as to the storage, application or use of the Goods which is not confirmed in Writing by any director of the Seller is followed or acted upon entirely at the Buyer's own risk, and accordingly the Seller shall not be liable for any such advice or recommendation which is not so confirmed.

2.5. Any typographical, clerical or other error or omission in any sales literature, quotation, price list, acceptance of offer, invoice or other document or information issued by the Seller shall be subject to correction without any liability on the part of the Seller.

3. ORDERS AND SPECIFICATIONS

3.1. No order submitted by the Buyer shall be deemed to be accepted by the Seller unless and until confirmed by the Seller's authorised representative.

3.2. The Buyer shall be responsible to the Seller for ensuring the accuracy of the terms of any

order (including any applicable specification) submitted by the Buyer, and for giving the Seller any necessary information relating to the Goods within a sufficient time to enable the Seller to perform the Contract in accordance with its terms.

3.3. The quantity, quality and description of and any specification for the Goods shall be those set out in the Seller's quotation (if accepted by the Buyer) or the Buyer's order (if accepted by the Seller).

3.4. No order which had been accepted by the Seller and on terms that the Buyer except with the agreement in full against all loss (including loss of profit), costs, (including the cost of all labour and materials used), damages, charges and expenses incurred by the Seller as a result of cancellation.

4. PRICE OF GOODS

4.1. Prices quoted are correct at the time of printing. We may vary or amend our prices at any time.

4.2. The Seller reserves the right, by giving notice to the Buyer at any time before delivery, to increase the price of the Goods to reflect any increase in the cost to the Seller which is due to any factor beyond the control of the Seller (such as, without limitation, any foreign exchange fluctuation, currency regulation, alteration of duties, significant increases in the cost of labour, materials or other cost of manufacture), any change in delivery dates, quantities or specifications for the Goods which is requested by the Buyer, or any delay caused by any instructions of the Buyer or failure of the Buyer to give the Seller adequate information or instructions.

4.3. Unless otherwise agreed between the Buyer and the Seller, all prices are given by the Seller on an ex works basis, and where the Seller agrees to deliver the Goods otherwise than at the Seller's premises, the Buyer shall be liable to pay the Seller's charges for transport, packaging and insurance.

4.4. The price is exclusive of any applicable value added tax, which the Buyer shall be additionally liable to pay to the Seller.

5. TERMS OF PAYMENT

5.1. Subject to any special terms agreed in Writing between the Buyer and the Seller, the Seller shall be entitled to invoice the Buyer for the price of the Goods on or at any time after the delivery of the Goods, unless the Goods are to be collected by the Buyer or the Buyer wrongfully fails to take delivery of the Goods, in which event the Seller shall be entitled to invoice the Buyer for the price at any time after the Seller has notified the Buyer that the Goods are ready for collection or (as the case may be) the Seller has tendered delivery of the Goods.

5.2. The Buyers shall pay the price of the Goods within 30 days of the Seller's invoice not withstanding that delivery may not have taken place and the property in the Goods has not passed to the Buyer. The time of payment of the price shall be of the essence of the Contract. Receipts for payment will be issued only upon request.

5.3. If the Buyer fails to make any payment on the due date then, without prejudice to any other right or remedy available to the Seller, the Seller shall be entitled to:

5.3.1. cancel the contract or suspend any further deliveries to the Buyer.

5.3.2. appropriate any payment made by the Buyer to such of the Goods (or the goods supplied under any other contract between the Buyer and the Seller) as the Seller may think fit (notwithstanding any purported appropriation by the Buyer); and

5.3.3. charge the Buyer interest (both before and after any judgement) on the amount unpaid, at the rate of 2 per cent per annum above Yorkshire Bank base rate from time to time, until payment in full is made (a part of a month being treated as a full month for the purpose of calculating interest).

5.3.4 all collection costs incurred will be charged to the buyer.

6. DELIVERY

6.1 Delivery of the Goods shall be made by the Buyer collecting the Goods at the Seller's premises at any time after the Seller has notified the Buyer that the Goods are ready for collection or, if some other place for delivery is agreed by the Seller, by the Seller delivering the Goods to that place. All claims of short delivery must be notified to the Seller within 24 (Twenty four) hours of the time of delivery.

6.2. Any dates quoted for delivery of the Goods are approximate only and the Seller shall not be liable for any delay in delivery of the Goods howsoever caused. Time for delivery shall not be of the essence unless previously agreed by the Seller in Writing. The goods may be delivered by the Seller in advance of the quoted delivery date upon giving reasonable notice to the Buyer.

6.3. Where the Goods are to be delivered in instalments, each delivery shall constitute a separate contract and failure by the Seller to deliver any one or more of the instalments in accordance with these Conditions or any claim by the Buyer in respect of any one or more instalments shall not entitle the Buyer to treat the Contract as a whole as repudiated.

6.4. If the Seller fails to deliver the Goods for any reason other than any reason beyond the Seller's reasonable control or the Buyer's fault, and the Seller is accordingly liable to the Buyer, the Seller's liability shall be limited to the excess (if any) of the cost to the Buyer (in the cheapest available market) of similar goods to replace those not delivered over the price of the Goods.

6.5. If the Buyer fails to take delivery of the Goods or fails to give the Seller adequate delivery instructions at the time stated for delivery (otherwise than by reason of any cause beyond the Buyer's reasonable control or by reason of the Seller's fault) then, without prejudice to any other right or remedy available to the Seller, the Seller may;

6.5.1 store the Goods until actual delivery and charge the Buyer for the reasonable costs (including insurance) of storage;

6.5.2. sell the Goods at the best price readily obtainable and (after deducting all reasonable storage and selling expenses) account to the Buyer for the excess over the price under the Contract or charge the Buyer for any shortfall below the price under the Contract.

7. RISK AND PROPERTY

7.1. Risk of damage to or loss of the goods shall pass to the Buyer;

7.1.1. in the case of Goods to be delivered at the Seller's premises, at the time when the Seller notifies the Buyer that the Goods are available for collection or

7.1.2. in the case of the Goods to be delivered otherwise than at the Seller's premises, at the time of delivery or, if the Buyer wrongfully fails to take delivery of the Goods, the time when the Seller has tendered delivery of the Goods.

7.2. Notwithstanding delivery and the passing of risk in the Goods, or any other provision of these Conditions, the property in the Goods shall not pass to the Buyer until the Seller has received in cash or cleared funds payment in full of the price of the Goods and all other goods agreed to be sold by the Seller to the Buyer for which payment is then due.

7.3. Until such time as the property in the Goods passes to the Buyer, the Buyer shall hold the Goods (and any products manufactured from them) as the Seller's fiduciary agent and bailee, and shall keep the Goods and any such products as aforesaid separate from those of the Buyer and third parties and properly stored, protected and insured and identified as the Seller's property. Until that time the Buyer shall be entitled to resell or use the Goods (or any such products as aforesaid) in the ordinary course of its business, but shall account to the Seller for the proceeds of sale or otherwise of the Goods (or any such products aforesaid), whether tangible or intangible, including insurance proceeds, and shall keep all such proceeds separate from any moneys or property of the Buyer and third parties and, in the case of tangible proceeds, properly stored, protected and insured. Where the Buyer so resells or uses the Goods as aforesaid, this will not create any privity of contract between the Seller and any third party. The Buyer will provide details of all further manufacture using the Goods and of all such resales to the Seller on demand and will similarly on demand assign to the Seller the benefit of any claims it may have against any purchaser in any resale transaction.

7.4. The Seller shall account to the Buyer for the proceeds of sale of products manufactured from the Goods (following receipt of such proceeds by the Seller) to the extent that such proceeds exceed the total amount of monies due and payable by the Buyer to the Seller for any goods supplied by the Seller to the Buyer.

7.5. Until such time as the property in the Goods passes to the Buyer (and provided the Goods are still in existence and have not been resold), the Seller shall be entitled at any time to require the Buyer to deliver up the Goods to the Seller and, if the Buyer fails to do so forthwith, to enter upon any premises of the Buyer or any third party where the Goods are stored and repossess the Goods without any liability on the Seller for any damage to property occasioned thereby.

In the event that the exercise by the Seller of the rights conferred by this Clause results in the Seller repossessing Goods for which the Buyer has paid, the Seller may set off against any sums which become due from it on that basis, any sums from the Buyer in respect of other contracts.

7.6. The Buyer shall not be entitled to pledge or in any way charge by way of security for any indebtedness any goods which remain the property of the Seller, but if the Buyer does so all moneys owing by the Buyer to the Seller shall (without prejudice to any other right or remedy of the Seller) forthwith become due and payable.

7.7. The Seller will not accept any liability for damage to any goods that have been part processed or machined by the Buyer in any way.

8. SELLER'S LIABILITY

8.1. Subject as expressly provided in these Conditions, and except where the Goods are sold to a person dealing as a consumer (within the meaning of the Unfair Contract Terms act in 1977) all warranties, conditions or other terms implied by statute or common law are excluded to the fullest extent permitted by law.

8.2. Where the Goods are sold under a consumer transaction (as defined by the Consumer Transactions (Restrictions on Statements) Order 1976) the statutory rights of the Buyer are not affected by these Conditions.

8.3. Subject to Condition 8.4. below, any claim by the Buyer which is based on any defect on the quality or condition of the Goods or their failure to correspond with specification shall (whether or not delivery is refused by the Buyer) be notified to the Seller within 7 days from the date of delivery or (where the defect or failure not apparent on reasonable inspection) within a reasonable time after discovery of the defect or failure. If delivery is not refused, and the Buyer does not notify the Seller accordingly, the Buyer shall not be entitled to reject the Goods and the Seller shall have no liability for such defect or failure, and the Buyer shall be bound to pay the price as if the Goods had been delivered in accordance with the Contract.

8.4. The liability of the Seller for any defect in the quality or condition of the Goods or their failure to correspond with specification is subject to the following conditions:-

8.4.1. The Seller shall be under no liability in respect of any defect arising from any specification supplied by the Buyer.

8.4.2. The Seller shall be under no liability in respect of any defect arising from fair wear and tear, wilful damage, negligence, abnormal working conditions, failure to follow the Seller's instructions (whether oral or in writing), misuse or alteration or repair of the Goods without the Seller's approval;

8.4.3. The Seller shall be under no liability of the total price for the Goods has not been paid by the due date for payment;

8.4.4 such liability does not extend to parts, materials or equipment not manufactured by the Seller, in respect of which the Buyer shall only be entitled to the benefit of any warranty or guarantee as is given by the manufacturer to the Seller.

8.5. Where any valid claim in respect of any of the Goods which is based on any defect in the quality or condition of the Goods or their failure to meet specification is notified to the Seller in accordance with these Conditions, the Seller shall be entitled to replace the Goods (or the part in question) free of charge or, at the Seller's sole discretion, refund to the Buyer the price of the Goods (or a proportionate part of the price), but the Seller shall have no further liability to the Buyer.

8.6. Except in respect of death or personal injury caused by the Seller's negligence, the Seller shall not be liable to the Buyer by reason of any representation, or any implied warranty, condition or other term, or any duty at common law, or under the express terms of the Contract, for any consequential loss or damage (whether for loss or profit or otherwise), costs, expenses or other claims for consequential compensation whatsoever (and whether caused by the negligence of the Seller, its employees or agents or otherwise) which arise out of or in connection with the supply of the Goods or their use or resale

by the Buyer, except as expressly provided in these Conditions.

8.7. The Seller shall not be liable to the Buyer or deemed to be in breach of the Contract by reason of any delay in performing, or any failure to perform, any of Seller's obligations in relation to the Goods, if the delay or failure was due to any cause beyond the Seller's reasonable control. Without prejudice to the generality of the foregoing, the following shall be regarded as causes beyond the Seller's reasonable control:

8.7.1. Act of God, explosion, flood, tempest, fire or accident;

8.7.2. war or threat of war, sabotage, insurrection, civil disturbance or requisition;

8.7.3. act, restrictions, regulations, bye-laws, prohibitions or measures or any kind on the part of any governmental, parliamentary or local authority;

8.7.4. import or export regulations or embargoes;

8.7.5. strikes, lock-outs or other industrial actions or trade disputes (whether involving employees of the Seller or of a third party);

8.7.6. difficulties in obtaining raw materials, labour, fuel, parts or machinery;

8.7.7. power failure or breakdown in machinery.

9. INSOLVENCY OF BUYER

9.1 This clause applies if:

9.1.1. the Buyer makes any voluntary arrangements with its creditors or becomes the subject of an administration order or (being an individual or firm) becomes bankrupt or (being a company) goes into liquidation (otherwise than for the purpose of amalgamation or reconstruction); or

9.1.2. an encumbrancer takes possession, or a receiver is appointed, of any of the property or assets of the Buyer, or

9.1.3. the Buyer ceases, or threatens to cease, to carry on business; or

9.1.4. the Seller reasonably apprehends that any of the events mentioned above is about to occur in relation to the Buyer and notifies the Buyer accordingly.

9.2 If this clause applies then, without prejudice to any other right or remedy available to the Seller, the Seller shall be entitled to cancel the Contract or suspend any further deliveries under the Contract without any liability to the Buyer, and if the Goods have been delivered but not paid for the price shall become immediately due and payable notwithstanding any previous agreement or arrangement to the contrary.

10. GENERAL

10.1 Any notice required or permitted to be given by either party to the other under these Conditions shall be in Writing addressed to that other party at its registered office or principal place of business or such other address as may at the relevant time have been notified pursuant to this provision to the party giving the notice.

10.2 No waiver by the Seller of any breach of the Contract by the Buyer shall be considered as a waiver of any subsequent breach of the same or any other provision.

10.3 If any provision of these Conditions is held by any competent authority to be invalid or unenforceable in whole or in part of the validity of other provisions in question shall not be affected thereby.

10.4. The Contract shall be governed by the laws of England.

HPP: Sustainability



Less than 1% of our total waste output ends up in landfill; the rest is either recycled or recovered. Our dedicated team of employees is responsible for recycling, ensuring all waste streams are collected, separated & stored appropriately ready for collection by our recycling partners.



HPP is certified by both FSC & PEFC, ensuring that we're part of an accountable supply chain, that the wood-based products we use & sell come from sustainable sources, responsibly-managed by socially ethical companies.



We're committed to changing packaging such as polystyrene to more sustainable options such as pulp.

We re-use supplier packaging where possible & work with our partners on ways to reduce the need for repackaging.



We have solar panels installed around the site, generating electricity for use on the site, as well as feeding back into the National Grid.

Our biomass boilers reduce the waste we produce by 1000s of tonnes per year. The heat generated is used in our manufacturing processes as well as heating our production areas, removing the need to use gas or electric.

We have a proactive preventative maintenance programme ensuring that machines are running efficiently & things such as compressed air leaks are fixed quickly.



We have a procedure to upgrade our delivery fleet and forklift trucks to the most efficient engine options available.

We are transitioning our company car fleet to electric vehicles.



Our waste partners ensure that we are employing best practice and minimising the environmental impact of waste from our operations.

Sustainability is a conversation that we have with our key supply partners on a regular basis. By continuing to work together on new initiatives we will ensure that progress is ongoing.

Egger UK Sustainability

Over the last **60** years EGGER has been committed to operating sustainably.

Our aim is to produce quality products that are fit for purpose with as little impact as possible on the environment in terms of waste pollution and energy use.

As our founder, Fritz Egger Senior, once said, **“Wood is far too valuable to just throw it away”**.



PEOPLE

Employs over 10,000 people worldwide

800 in the UK

12.5% of our workforce in the UK is, or has been, an EGGER apprentice

Invests in employees through training, career progression and development

Key principles

Quality | Progress | Respect

Health, safety and wellbeing is given the highest priority



PLANTS

20 and 26 sales office worldwide

Over €500 million in 19/20
Invests in our sites to ensure the most efficient technology is available.

Two UK production plants in Northumberland and Ayrshire

Four Timberpak Ltd Recycling Plants



RESPONSIBLE SOURCING

Dedicated forestry and wood purchasing teams

Long term partnerships with sawmills

Local sourcing (within a **150km** radius of a plant)

Certified ISO 38200 (chain of custody of wood and wood-based materials)

Focus on the **future of forestry** to guarantee supply for generations to come

Source wood from **PEFC** and **FSC®** accredited forests



RECYCLING

EGGER UK is the **largest** user of **recycled wood** in the industry

EGGER UK owns recycling subsidiary, Timberpak Ltd.

40% of an EGGER chipboard panel is made using recycled wood

Offers the construction, manufacturing and waste industries a solution for waste wood.

For over 20 years

Timberpak has sourced EGGER UK's waste wood requirement



PRODUCTION

In 2020/21 EGGER UK produced over **1.1 million m³** of chipboard

Hexham's Energy Plant saves 71,000 tonnes of CO₂ by burning unusable wood residue rather than natural gas

Emissions to air are regulated and routinely monitored



Certified to ISO 14001:2015 ISO 9001:2015 ISO 50001:2018

Waste material generated can be **re-used** either as **raw material** for board or, if no longer suitable, to **fuel the energy plant**



BIODIVERSITY

Planted native trees and wild flowers

Installed nest boxes for **House Martins & Sand Martins**

Annual visits from nesting

Oyster Catchers

Two bee hives are home to **100,000** bees

Sustainable water systems **cleanse surface water** before being released into the local rivers



PRODUCTS

In the UK we produce:

- Chipboard
- Melamine Faced Chipboard
- Structural Chipboard Flooring

Made using recycled wood (40%)
by-products from the sawmill (40%)
and virgin fibre (20%)

All boards are **100% recyclable** and carbon negative



Carbon is locked into the lifetime of a board

EcoFacts, Environmental Product Declarations, Environmental Health Datasheets and Declarations of Performance are available



COMMUNITY

Over the last ten years we have made over **200** donations to local charities



Employees have raised **£80,000** via EGGER Runs

Each plant has a dedicated **charity committee**

Timberpak Ltd processes approximately

400 tonnes of waste wood

for free that wood recycling social enterprises are unable to make use of



Ordering with couldn't be easier!



Online : www.hpponline.co.uk
(account holders only)



Phone: **0161 620 5656**



Email: info@hpponline.co.uk



Visit our **Trade Counters**



make it **happen**

Oldham Branch & Head Office:

Hill's Panel Products Ltd. | Scottfield Road
Oldham | OL8 1LA

Sheffield Branch:

Hill's Panel Products Ltd. | Crown Works
Rotherham Rd | Beighton | Sheffield | S20 1AH

To apply for an account contact us or
visit www.hpponline.co.uk/downloads
to download the application form



**ORDER BY 3PM FOR
NEXT DAY
DELIVERY**