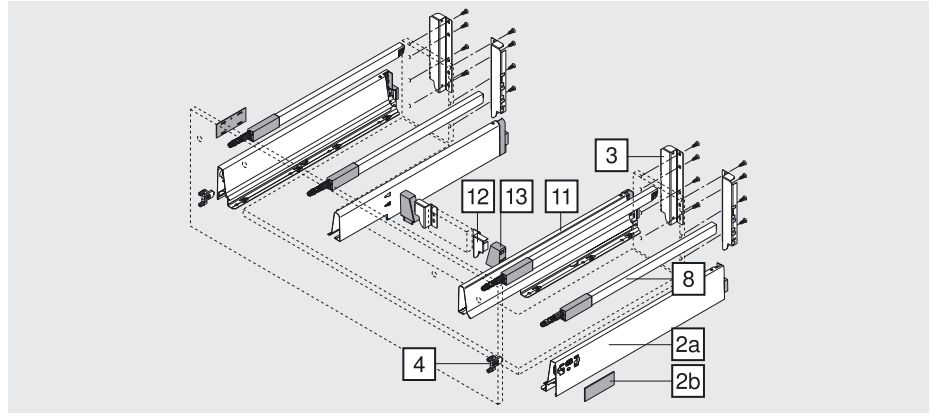


Order specification

Sink pull-out – gallery – D – M drawer side



2a, 2b	Drawer sides and cover caps left/right		
	Colour variants	SW TS RAL9006	
	Nominal length	Steel	Stainless steel
	450 mm	358M4502SA	358M4502IA
	500 mm	358M5002SA	358M5002IA
	550 mm	358M5502SA	358M5502IA
	600 mm	359M6002SA	359M6002IA
	650 mm	359M6502SA	359M6502IA

11	Sink drawer side left/right		
	Colour variants	SW TS RAL9006	
	Nominal length	Steel	Stainless steel
	450 mm	358M4504SG	358M4504IG
	500 mm	358M5004SG	358M5004IG
	550 mm	358M5504SG	358M5504IG
	600 mm	358M6004SG	358M6004IG
	650 mm	358M6504SG	358M6504IG

3	Back fixing and gallery fixing left/right		
	Colour variants	SW TS RAL9006	Nickel plated
		Steel	
		Z30D000SL	
	Steel back		61

12	Back fixing left/right		
	Colour variants	SW TS RAL9006	Nickel plated
		Steel	
		Z30N000S.04	
	Steel back		61

4	Front fixing bracket		
	INSERTA version	2x	ZSF.3902
	Screw-on version	2x	ZSF.3502
	Knock-in version	2x	ZSF.3602

13	Adapter left/right	
	Colour variants	RAL7037
		Nylon
		Z30N0002.6Z

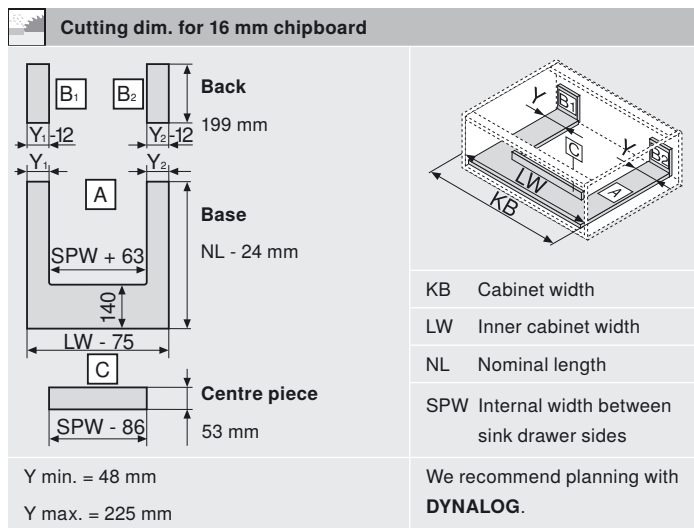
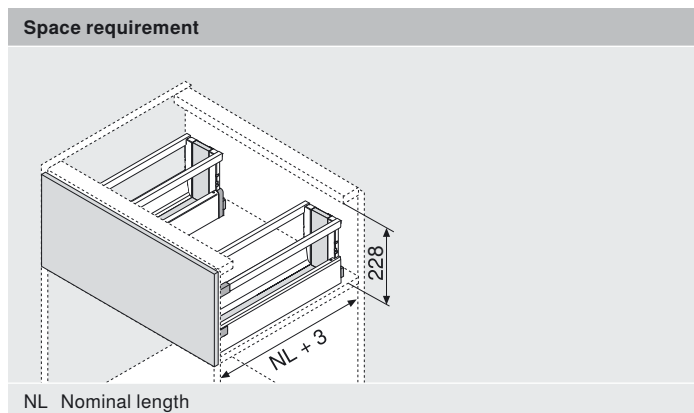
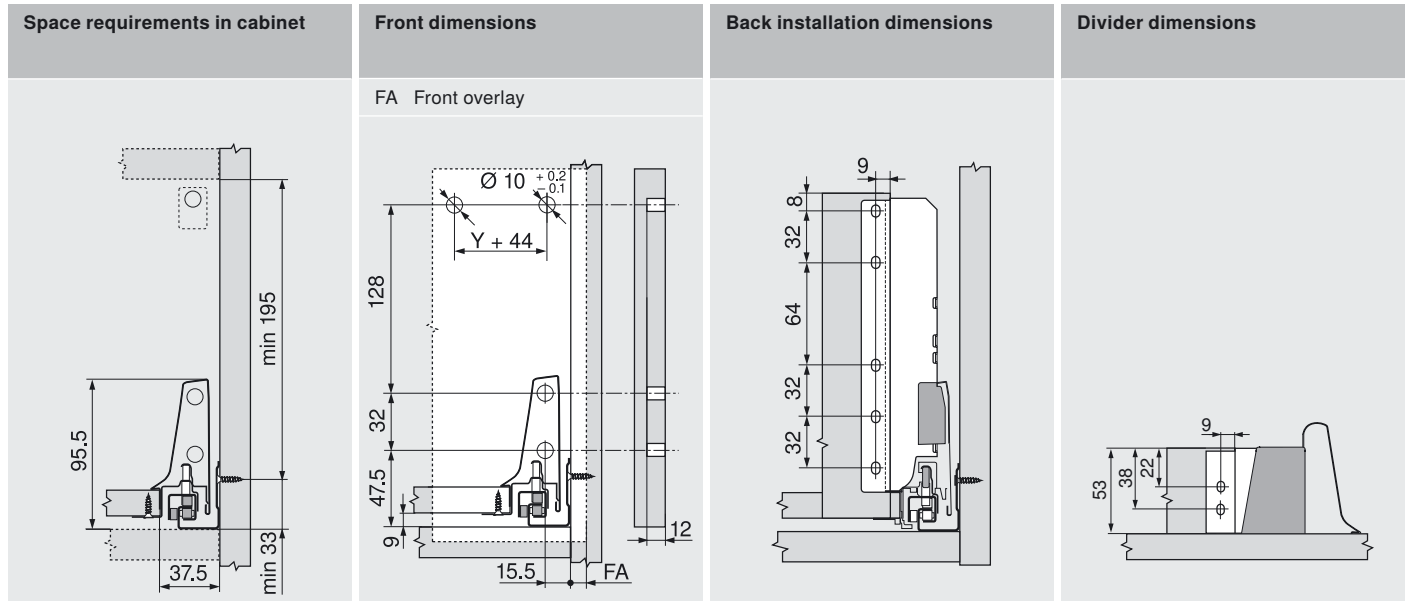
8	Longside gallery rail left/right		
	Colour variants	SW TS RAL9006	
	Nominal length NL	Steel	Stainless steel
	450 mm	2x ZRG.387RSIC*	ZRG.387RIIC*
	500 mm	2x ZRG.437RSIC*	ZRG.437RIIC*
	550 mm	2x ZRG.487RSIC*	ZRG.487RIIC*
	600 mm	2x ZRG.537RSIC*	ZRG.537RIIC*
	650 mm	2x ZRG.587RSIC*	ZRG.587RIIC*

Front stabilisation		
	For stabilising wide and high fronts	Z96.10E1
	Reinforces the connection between the drawer side and the front	
	Planning	62

Page instructions	
Design element	40
TANDEMBOX cabinet profile	60

Planning information

Sink pull-out – gallery – D – M drawer side



Page instructions

Assembly, removal and adjustment

67