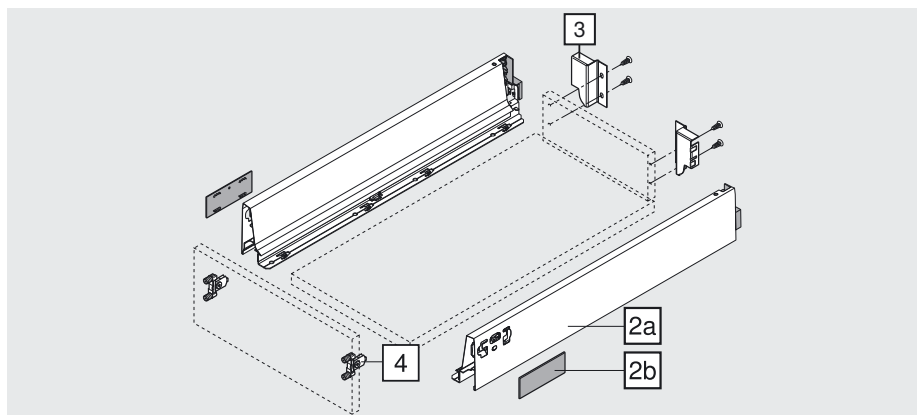




# Order specification

## Drawer – M



2a, 2b	Drawer sides and cover caps left/right		
	Colour variants	SW TS RAL9006	
	Nominal length	Steel	Stainless steel
	270 mm	358M2702SA	358M2702IA
	300 mm	358M3002SA	358M3002IA
	350 mm	358M3502SA	358M3502IA
	400 mm	358M4002SA	358M4002IA
	450 mm	358M4502SA	358M4502IA
	500 mm	358M5002SA	358M5002IA
	550 mm	358M5502SA	358M5502IA
	600 mm	359M6002SA	359M6002IA
	650 mm	359M6502SA	359M6502IA

3	Back fixing left/right		
	Colour variants	SW TS RAL9006	Nickel plated
		Steel	
		Z30M000S.04	
	Steel back		61

4	Front fixing bracket		
	INSERTA version	2x	ZSF.3902
	Screw-on version	2x	ZSF.3502
	Knock-in version	2x	ZSF.3602

Page instructions		
TANDEMBOX cabinet profile		60

# Planning information

## Drawer – M

Space requirements in cabinet	Front dimensions	Back installation dimensions	
	FA Front overlay		

Space requirement
NL Nominal length

Cutting dim. for 16 mm chipboard	
<p><b>Base</b></p> <p>Chipboard back NL - 24 mm</p> <p>Steel back NL - 22 mm</p> <p>Width: LW - 75 mm</p>	
KB	Cabinet width
LW	Inner cabinet width
NL	Nominal length

### Page instructions

Assembly, removal and adjustment