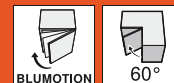


# CLIP top – hinge system



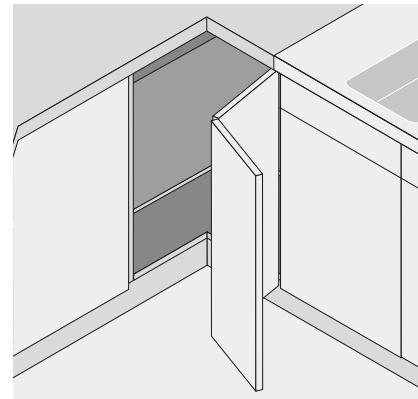
- ▶ CLIP top – hinges
- ▶▶ Corner cabinet solution

CLIP top

## Corner cabinet bi-fold hinge



- Special hinge for corner cabinets with bi-fold doors
- For door thicknesses from 15 to 23 mm, factory setting for 19 mm door thickness
- For use in combination with 155° or 170° hinge
- All metal hinge, nickel plated
- 60° opening angle
- Easy gap and depth adjustment using the spiral-tech feature
- With closing mechanism (spring)
- Tool-free door to cabinet assembly and removal
- 3-dimensional adjustment (with relevant mounting plate)



### Order information

#### Basic applications



Screw-on boss		Part no.
Zinc boss	with spring	79T8500

Knock-in boss		MZM.0040
Zinc boss	with spring	79T8530

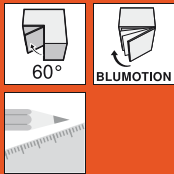
a Accessories	
<b>BLUMOTION 970.</b>	
For drilling, handle side	
Nylon	970.1002

Cover caps	
Steel	nickel plated
Plain	70.1503
Stamped	Blum 70.1503.BP

Also requires	
CLIP top 155°-hinge	168
CLIP top 170°-hinge	170

a Accessories – general	
<b>Chipboard screws for hinge boss fixing</b>	
3.5 x 15 mm	609.1500
3.5 x 17 mm	609.1700

Page instructions	
Overview – CLIP top – hinges	153
Overview – BLUMOTION for doors	245
Accessories – mounting plates	234
Accessories – cover caps	240
Accessories – general	241
Assembly, removal and adjustment	243
Overview – assembly devices	705
More technical details	804



# CLIP top – hinge system

CLIP top – hinges ◀  
 Corner cabinet solution ◀◀

CLIP top

## Corner cabinet bi-fold hinge

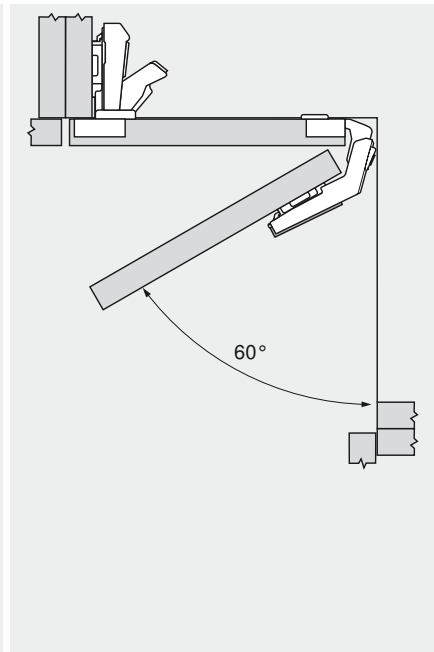
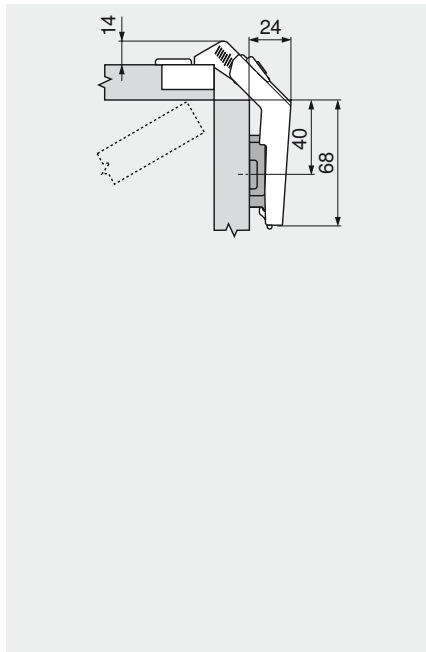
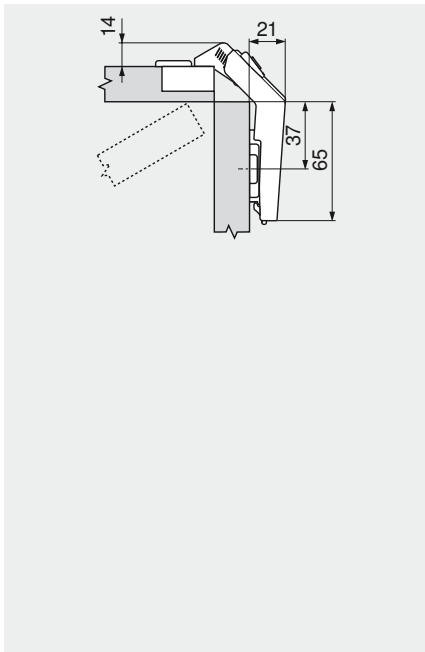
### Planning

Hinge dimensions and gap calculation based on factory setting (mounting plate spacing = 0 mm)

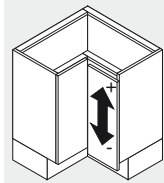
Application for 19 mm door thickness for factory setting

Application for 19 mm thick door in conjunction with 3 mm spaced standard mounting plate

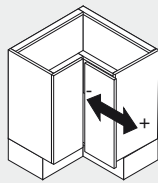
The hinge boss of the bi-fold hinge should be fixed to the same door as the hinge boss of the 170°-hinge



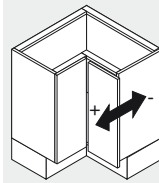
### Adjustment



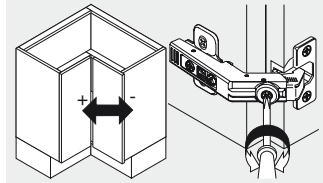
Height adjustment  
 Max. ± 3 mm  
 See mounting plates



Side Adjustment  
 + 3 mm  
 - 2 mm

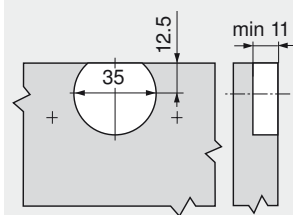


Depth adjustment  
 ± 2 mm

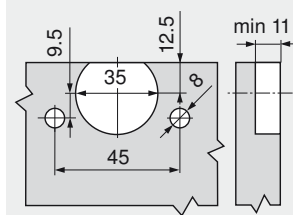


Gap adjustment  
 + 7.2 mm  
 - 4.2 mm

### Screw-on



### Knock-in



### Hinge boss dimensions

