



Kitchen LAMINATE Quality
Design Worksurfaces
Extended Texture Trend
Durable
Statement
Practical

WILSONART
Synergii
the premium worksurface range



Wilsonart International's innovative approach to its product range has secured its position as a leading manufacturer of laminate worksurfaces.

The Wilsonart Synergii Range offers a compact selection of premium laminate worksurfaces, each available with coordinating breakfast bars and accessories to complete the solution. Harnessing new and classic designs, the range is concluded with 24 select decors, to clearly define the optimum design choice.



6mm Profile
The small edge radius extends the visible length of the front edge creating an up-to-date edge appearance.



Aeon Technology

Within the range are three superb High Definition products offering 4-5 times the wear resistance of a standard laminate.

Manufactured with Aeon Technology they provide superior performance in everyday use, thus creating a surface that looks better longer; perfect for the kitchen environment.

In addition, the stunning combination of gloss and texture means there's no compromising style for performance.

Splashbacks & Upstands

Splashbacks and upstands are an incredibly simple solution to the final finish of the worktop installation.

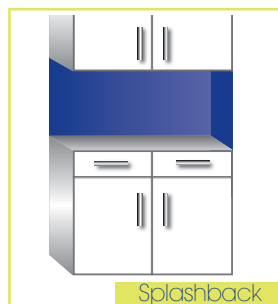
Subtly extending the flow of the worksurface to the wall area behind, they offer a cost effective alternative to traditional tiling, in product and installation cost - as well as time.

Also, as easily removable components they do not restrict kitchen design changes.

Splashback Additions

In addition to the matching splashback options also available are four non-matching designs to add contrast and colour to the kitchen design.

Providing an opportunity to create a design statement - usually only achieved by a glass splashback, these four decors bring the benefits of a laminate splashback with added flexibility, but not cost.



N.B. Illustrative purposes only, please refer to swatch for exact colour and design.

Surface Finishes	
Finish	Reference
Gloss	BR
Mat	60, PB
Extra Mat	EM
Satin	PF
Soft	SO
Granite	GR
Roche	RO
High Definition	35

Quality

All Wilsonart Synergii worksurfaces and breakfast bars are manufactured with back edge and under edge seals as standard. The polyurethane glue used will not degrade over time, providing complete water resistance, while the inner substrate utilises FSC or PEFC material to ensure environmental sustainability.

Manufactured to EN standards, through ISO 9001:2008 business management systems, and offering advanced surface performance characteristics, Wilsonart Synergii products assure the highest quality.

Designed for style and manufactured to last there is no compromise with a Wilsonart Synergii Laminate Worksurface.



High Definition

Glossy & illuminating
to make a statement



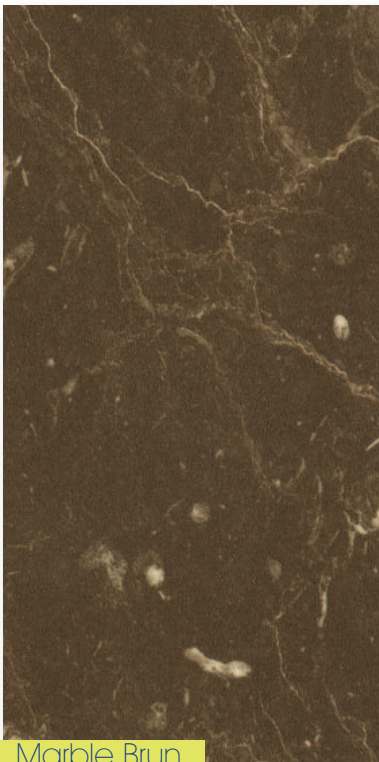
Lunar Night



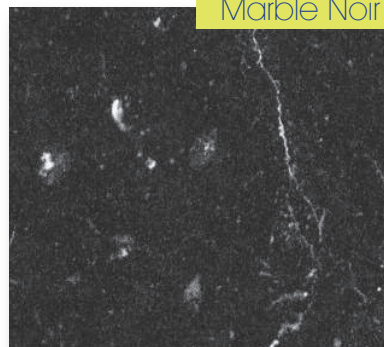
Bella Noche



Deepstar Slate



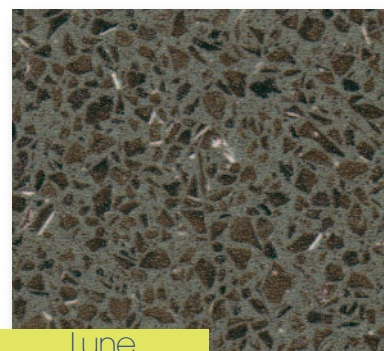
Marble Brun



Marble Noir

Marble

Elegant designs
entwined with detail




Lune




Venus

Contemporary

A sophisticated
take on classic designs




Fizzy Beton



Indian Granite

Matt Stones


Colour & depth
with natural designs



Taurus Beige



Venice Granite



Riverstone



Pierre de Jerusalem



Lima



Tadelakt



Brazillia


Textured Stones

Subtle designs
with enticing textures

Classic

A versatile choice
of simple designs


Stella Mare




Black Velvet



Gobi



Black Pearl



Buster Block



Walnut Block



Macassar



Feltwood



Wood

A dynamic alternative
to traditional real wood

Images for illustrative purposes only, refer to
samples for exact colour and design.

Availability Chart				Worktop	Breakfast Bar		Worktop	Breakfast Bar		Splashback	Upstand
Collection	Decor Name	Code	Finish	4100 x 600mm	4100 x 665mm	4100 x 900mm	3600 x 600mm	3600 x 665mm	3600 x 900mm	3000 x 600 x 09mm	3000 x 95 x 12mm
HD	Lunar Night	1854	35				✓	✓	✓		✓
	Bella Noche	1820	35				✓	✓	✓		✓
	Deepstar Slate	1818	35				✓	✓	✓		✓
Marble	Marble Brun	M082	SO	✓	✓	✓				✓	✓
	Marble Noir	M080	BR	✓	✓	✓				✓	✓
Contemporary	Lune	G071	BR	✓	✓	✓					✓
	Venus	G070	BR	✓	✓	✓					✓
	Fizzy Beton	F057	SO	✓	✓	✓				✓	✓
Matt Stones	Indian Granite	3485	60	✓	✓	✓				✓	✓
	Venice Granite	716B	60	✓	✓	✓					✓
	Taurus Beige	3467	60	✓	✓	✓					✓
	Riverstone	3470	60	✓	✓	✓					✓
Textured Stones	Pierre de Jerusalem	P106	GR	✓	✓	✓				✓	✓
	Lima	L032	GR	✓	✓	✓				✓	✓
	Tadelakt	T039	GR	✓	✓	✓				✓	✓
	Brazillia	B041	RO	✓	✓	✓				✓	✓
Classic	Black Pearl	0752	PF	✓	✓	✓				✓	✓
	Stella Mare	4902	60	✓	✓	✓				✓	✓
	Black Velvet	3492	EM	✓	✓	✓				✓	✓
	Gobi	7780	PB	✓	✓	✓					✓
Woodgrains	Macassar	4397	60	✓	✓	✓					✓
	Buster Block	B107	EM	✓	✓	✓					✓
	Walnut Block	0316	PB	✓	✓	✓					✓
	Feltwood	4400	60	✓	✓	✓					✓
Splashback Additions											
	Blossom	0798	PI							✓	
	Mist	D92	PI							✓	
	Sahara	0531	PI							✓	
	Astral	0901	PI							✓	

N.B. All worktops & breakfast bars are 38mm thick

Cleaning

General Household Products	Damp Cloth	Warm Water & Detergent	Non-abrasive cleaner	White Spirit	Nail Polish Remover
Soap residue	✓	✓	✓		
Shoe Polish				✓	
Biro or Pen		✓	✓		
Wax Crayon				✓	
Bleach	✓	✓	✓		
Lipstick		✓	✓		
Nail Varnish					✓
Dyes - washable		✓	✓		
Dyes - permanent				✓	✓
Coffee, Tea, Fruit Juice, Red Wine, Vinegar, Lemon Juice, Vegetable Oil, Beetroot & Curry	✓	✓	✓		
Nicotine		✓	✓		
Paint - water based		✓	✓		
Paint - solvent based				✓	
Blood		✓	✓		

Care and Maintenance



Never cut food directly on the laminate surface. Always use a chopping board for preparing food. Fine scratches in the laminate may appear as a result of sliding crockery, utensils or other objects across the worktop. High Gloss surfaces are more prone to scratching and require extra care and attention.



Never place hot pans, dishes or objects from the oven or hob directly onto the laminate surface; this may lead to blistering or cracking. To prevent surface damage from hot objects always use worktop protectors. Care should also be taken with hot irons and cigarettes.



The laminate surface is resistant to impact and has been tested to EN 438 part 2. Any falling objects with sharp edges may cause surface damage.

Your Synergii Supplier



Lambton Street Industrial Estate, Shildon, County Durham. DL4 1PX. United Kingdom
Tel: +44 (0)1388 774661 Fax: +44 (0)1388 770150 Web: www.wilsonart.co.uk